



US00D456051S

(12) **United States Design Patent**
Mitchell

(10) **Patent No.:** **US D456,051 S**

(45) **Date of Patent:** **** Apr. 23, 2002**

(54) **EXERCISE DEVICE**

(76) **Inventor:** **Robert K. Mitchell**, 18024 Mulligan
La., Cornelius, NC (US) 28031

(**) **Term:** **14 Years**

(21) **Appl. No.:** **29/139,372**

(22) **Filed:** **Mar. 30, 2001**

(51) **LOC (7) Cl.** **21-02**

(52) **U.S. Cl.** **D21/662; D21/707; D21/400**

(58) **Field of Search** D21/662, 707,
D21/713, 714, 400; 482/93, 107, 108, 109,
111; 473/596, 597, 576

(56) **References Cited**

U.S. PATENT DOCUMENTS

- 2,718,644 A * 9/1955 Barr 473/596
- 4,610,447 A * 9/1986 Byrd 482/74
- 5,114,371 A * 5/1992 Alonzo 441/129

- 5,230,682 A * 7/1993 Myers 482/122
- 5,735,776 A * 4/1998 Swezey et al. 482/91
- 6,068,580 A * 5/2000 Myers et al. 482/93
- 6,190,292 B1 * 2/2001 Panes 482/93
- D442,653 S * 5/2001 Panes D21/662

* cited by examiner

Primary Examiner—Philip S. Hyder

(74) *Attorney, Agent, or Firm*—Welsh & Flaxman

(57) **CLAIM**

The ornamental design for an exercise device, as shown and described.

DESCRIPTION

FIG. 1 is a front perspective view of an exercise device showing my new design.

FIG. 2 is an end elevational view; the opposite end being a mirror image thereof; and,

FIG. 3 is a front elevational view thereof.

1 Claim, 1 Drawing Sheet

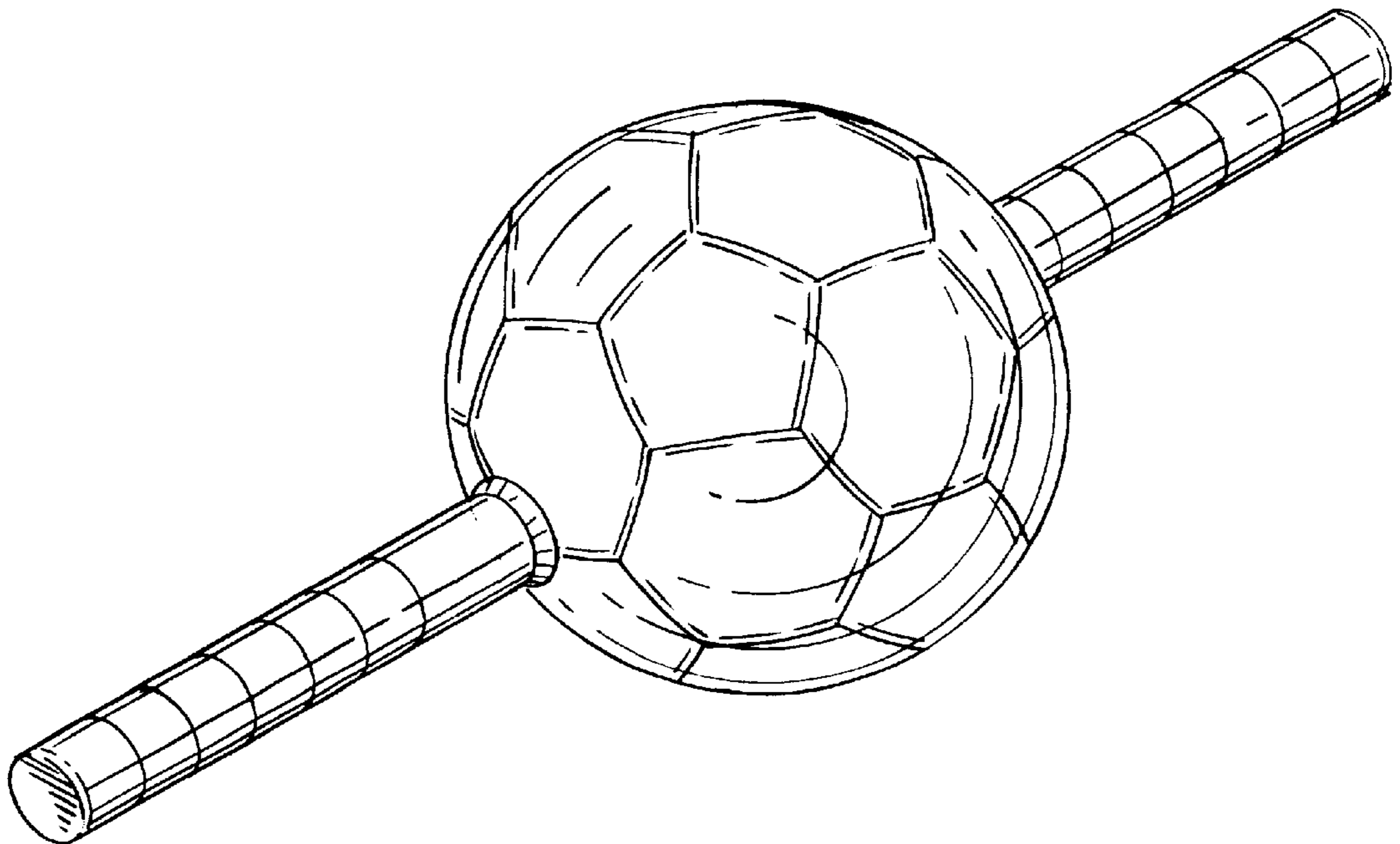


FIG. 1

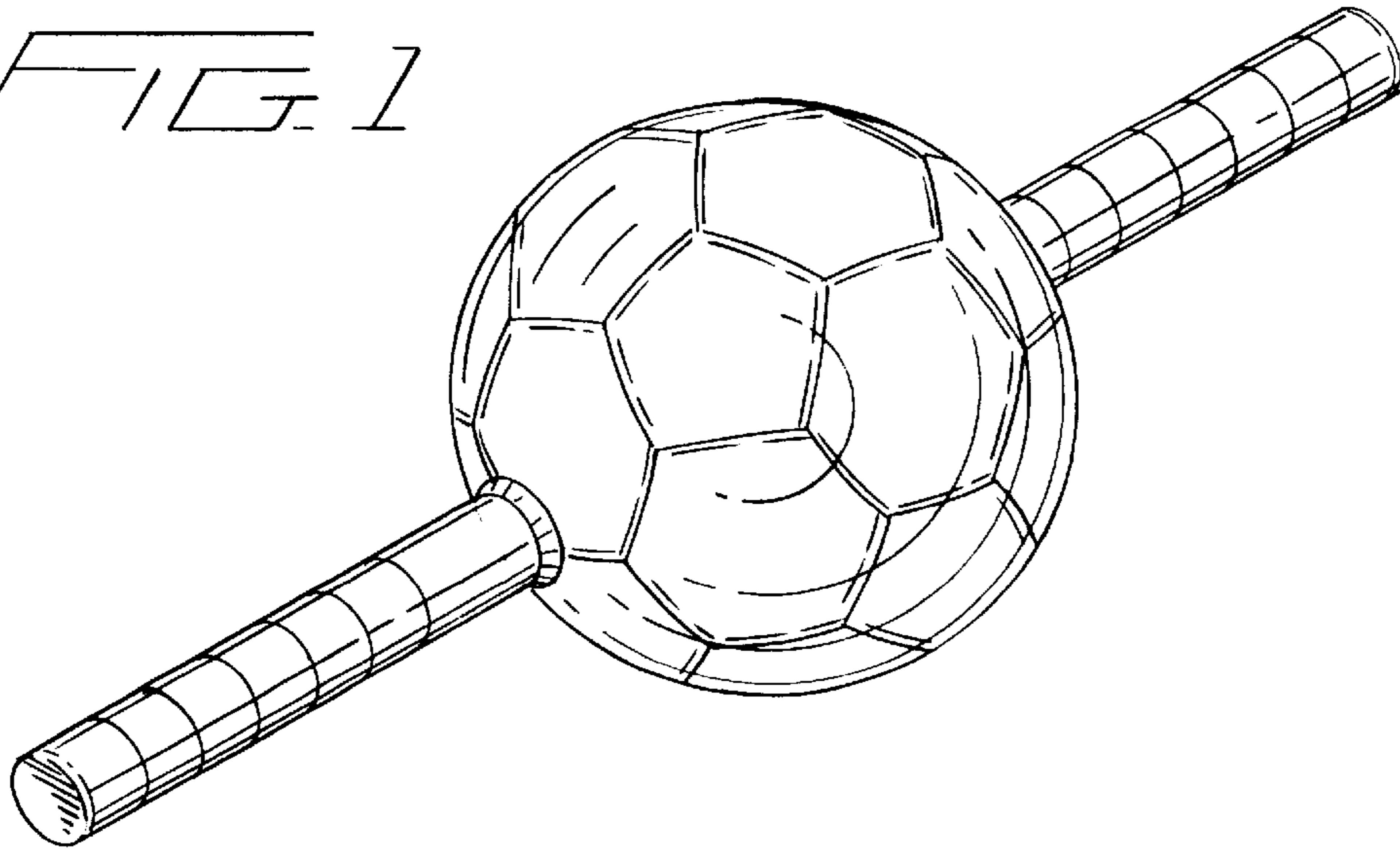


FIG. 2

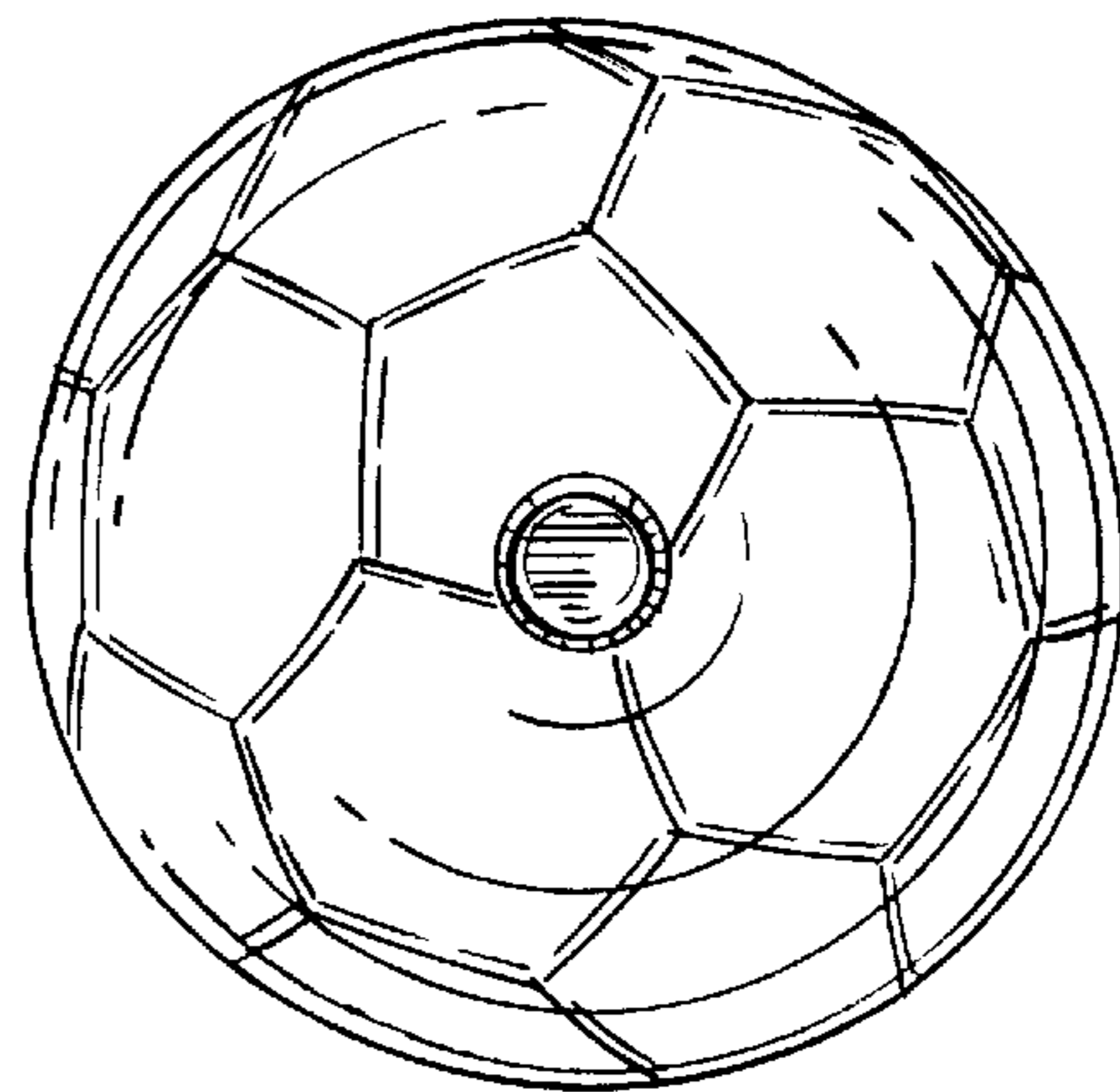


FIG. 3

