



US00D456046S

(12) **United States Design Patent**
Hedrick et al.

(10) **Patent No.: US D456,046 S**

(45) **Date of Patent: ** *Apr. 23, 2002**

(54) **DISPLAY AND MASK FOR A GAMING DEVICE**

(75) Inventors: **Joseph R. Hedrick; Jean P. Legras; Kehl T. LeSourd; Kirk A. Tedsen**, all of Reno, NV (US)

(73) Assignee: **IGT, Reno, NV (US)**

(*) Notice: This patent is subject to a terminal disclaimer.

(**) Term: **14 Years**

(21) Appl. No.: **29/131,001**

(22) Filed: **Oct. 12, 2000**

(51) **LOC (7) Cl. 21-03**

(52) **U.S. Cl. D21/369**

(58) **Field of Search** D21/369, 370, D21/371, 324-329, 333, 385, 386; 273/148 B, 148 R, 138.1, 138.2, 278, 288, 143 R, 141 A, 142 B, 139, 459-461, 269; 463/16-22, 13, 29-35

(56) **References Cited**

U.S. PATENT DOCUMENTS

- 3,259,389 A * 7/1966 Blondell 463/17
- D236,720 S * 9/1975 Baker D21/370
- D284,592 S 7/1986 Drews et al.
- 4,695,053 A 9/1987 Vazquez, Jr. et al.
- D301,494 S * 6/1989 Gutknecht D21/385
- 4,991,848 A 2/1991 Greenwood et al.
- D333,164 S * 2/1993 Kraft et al. D21/325
- 5,611,535 A 3/1997 Tiberio
- D383,802 S * 9/1997 Levy D21/385
- 5,813,914 A * 9/1998 McKay et al. 463/20
- 5,820,460 A * 10/1998 Fulton D21/369 X
- D400,597 S 11/1998 Hedrick et al.
- D403,363 S 12/1998 McGahn et al.
- D404,084 S 1/1999 Hedrick et al.
- D404,436 S 1/1999 McGahn et al.
- D406,615 S 3/1999 Griswold et al.
- D412,347 S 7/1999 DeSimone et al.
- D416,054 S 11/1999 McGahn et al.

- 5,984,781 A 11/1999 Sunaga
- 6,012,982 A 1/2000 Piechowiak et al.
- D421,277 S 2/2000 McGahn et al.
- 6,056,642 A 5/2000 Bennett
- 6,102,798 A 8/2000 Bennett
- 6,161,805 A 12/2000 Wells
- 6,168,522 B1 1/2001 Walker et al.

FOREIGN PATENT DOCUMENTS

- DE M9409371 * 3/1995 273/143 R
- EP 0426301 * 5/1991 273/148 R
- EP 000443738 * 8/1991 273/148 R
- JP 406304296 A * 11/1994 273/148 R

OTHER PUBLICATIONS

- L.A. Slot Machine Co. Inc., Bally Gaming, Sigma Model B-9, Sep. 1997.*
- L.A. Slot Machine Co., Inc., Bally Gaming, Royal Diamond and Jungle Treasure, Sep. 1997.*
- Slot Machines published by Reno-Tahoe Specialty, Inc. in 1989.
- Elvis Brochure published by IGT in 1999.
- Totem Pole Brochure published by IGT in 1997.
- Slotopoly Brochure published by IGT in 1998.
- Wheel of Fortune Brochure published by IGT in 1999.
- Mega Jackpots Brochure published by IGT in 1998.
- Top Dollar Brochure published by IGT in 1998.
- Keno Machine Picture published by IGT, date unknown.
- Morph Game Pictures published by IGT on Sep. 12, 1999.

* cited by examiner

Primary Examiner—Prabhakar Deshmukh

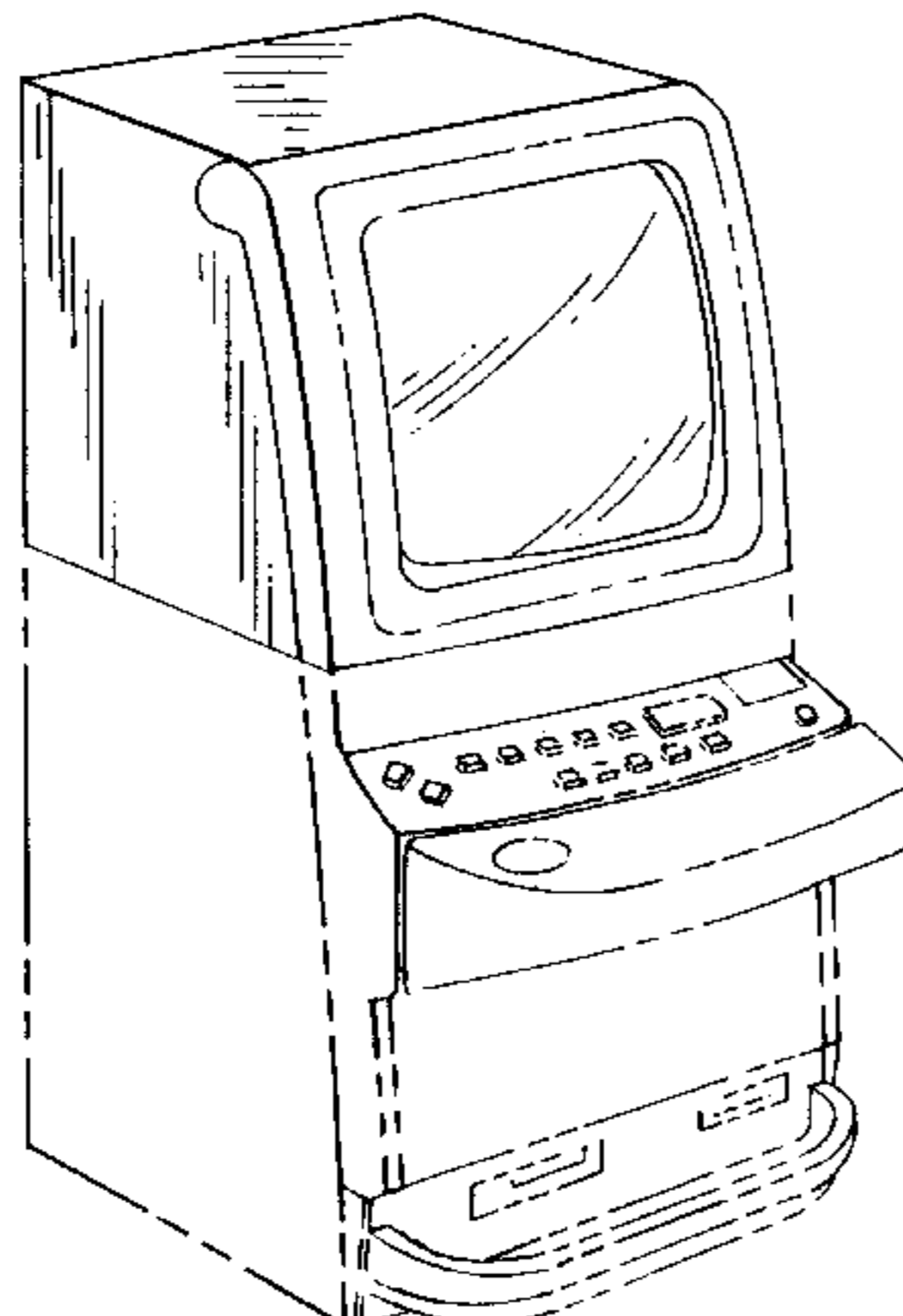
(74) *Attorney, Agent, or Firm*—Bell, Boyd & Lloyd LLC

(57) **CLAIM**

The ornamental design for a display and mask for a gaming device, as shown and described.

DESCRIPTION

This application is related to the following commonly-owned co-pending design and utility patent applications: "Display and Mask for a Gaming Device," Ser. No. 29/130,997, "Display and Mask for a Gaming Device," Ser. No. 29/131,076, "Player Interface and Tray for a Gaming



Device,” Ser. No. 29/130,983, “Tray for A Gaming Device,” Ser. No. 29/130,981, “Player Interface With Bolster for a Gaming Device,” Ser. No. 29/130,980, “Plate for a Midsection of a Gaming Device,” by Legras et al., Ser. No. 29/130,992, “Top Unit and Base for a Gaming Device,” Ser. No. 29/130,979, “Base for a Top Unit of a Gaming Device,” Ser. No. 29/130,982, “Translucent Monitor Mask, Substrate and Apparatus for Removable Attachment to a Gaming Device Cabinet,” Ser. No. 09/686,243, and “Gaming Device,” Ser. No. 29/130,996.

FIG. 1 is a front perspective view of a gaming device showing the display and mask of our new design, that

portion of the gaming device shown in phantom is not part of the design sought to be patented and is provided for environmental purposes only;

FIG. 2 is a left side elevational view thereof, the right side being a mirror image thereof;

FIG. 3 is a top plan view thereof; and,

FIG. 4 is a front elevational view thereof, showing the display and mask of our design.

1 Claim, 1 Drawing Sheet

FIG. 1

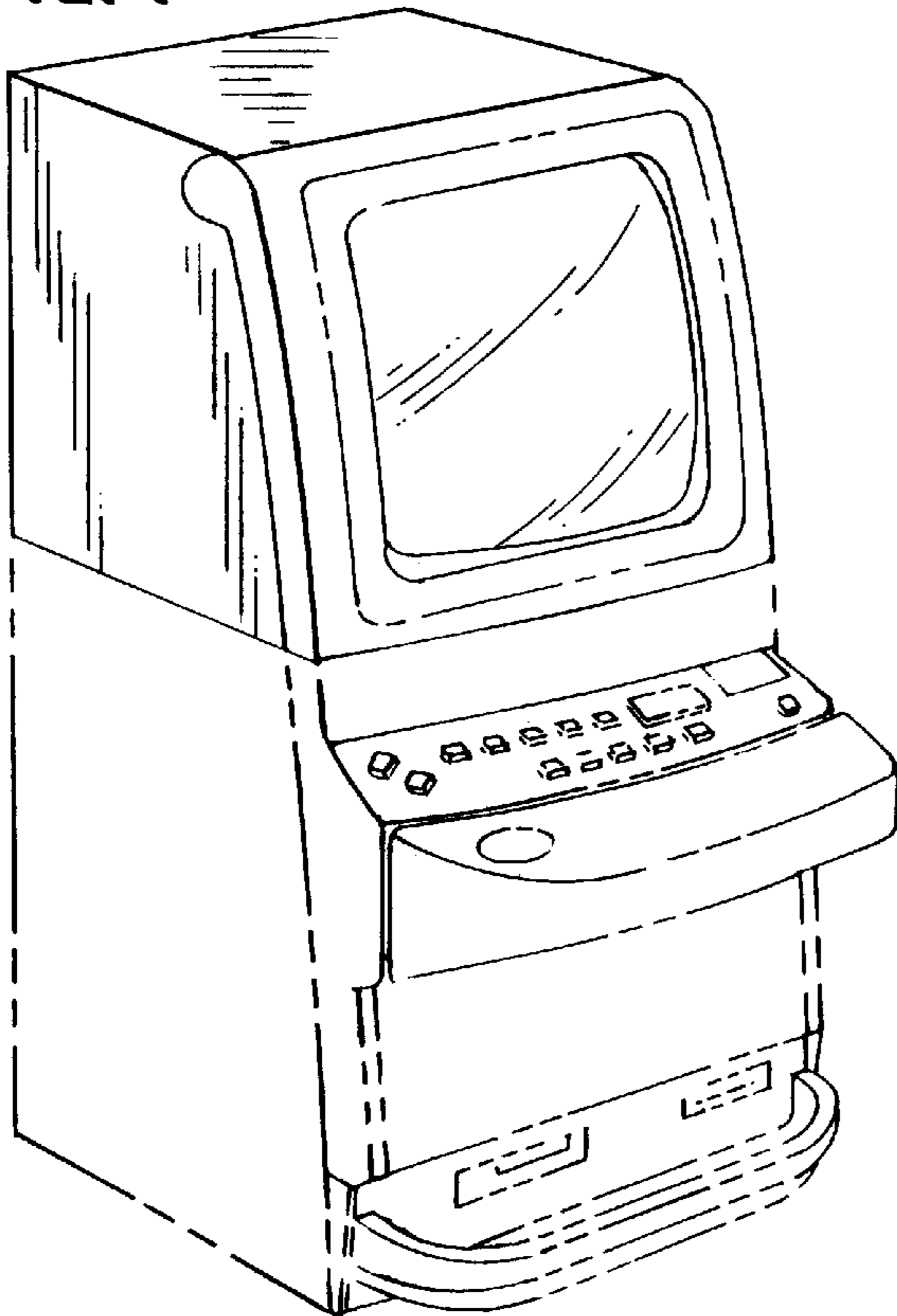


FIG. 3

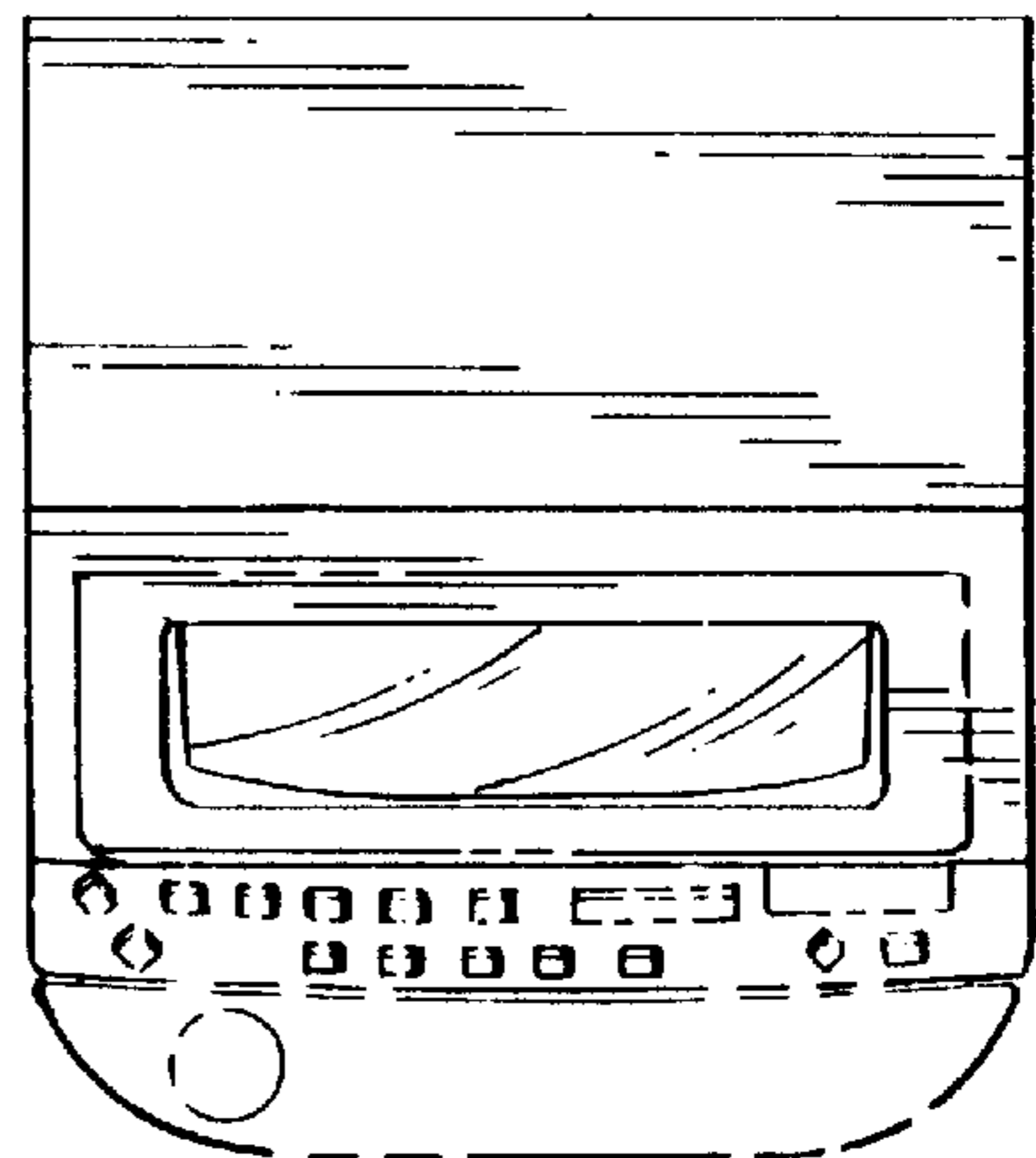


FIG. 2

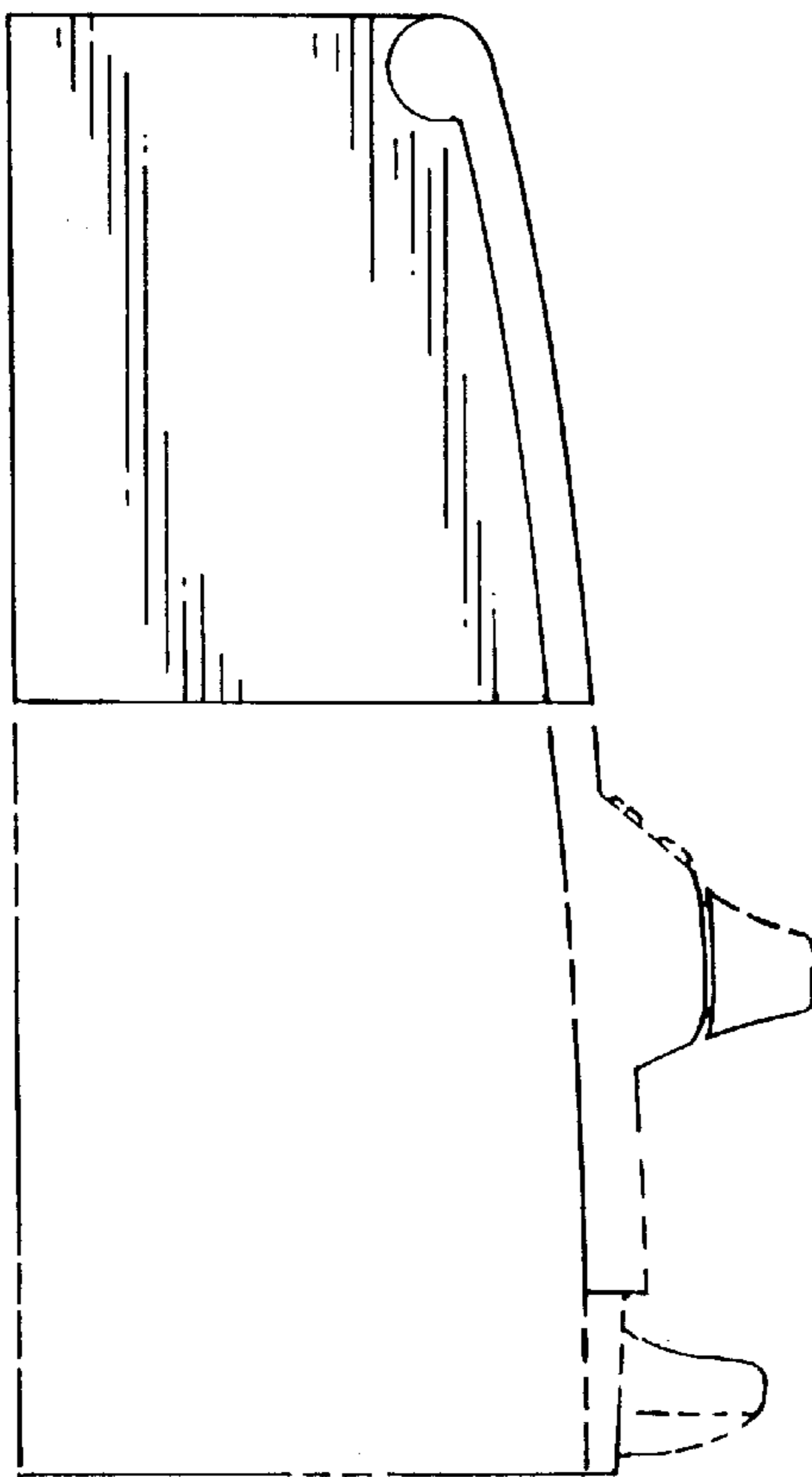


FIG. 4

