



US00D456042S

(12) **United States Design Patent**
Versace

(10) **Patent No.:** **US D456,042 S**

(45) **Date of Patent:** **** Apr. 23, 2002**

(54) **ASYMMETRIC PEN**

(76) Inventor: **Donatella Versace**, Viale Majno 20,
Milano (IT)

(**) Term: **14 Years**

(21) Appl. No.: **29/128,478**

(22) Filed: **Aug. 25, 2000**

(30) **Foreign Application Priority Data**

Mar. 21, 2000 (XH) DM/052 984

(51) **LOC (7) Cl.** **19-06**

(52) **U.S. Cl.** **D19/50; D19/51; D19/57**

(58) **Field of Search** D19/35, 36, 41-51,
D19/53-58, 81-85; 401/99, 100, 102, 104-106,
110, 116, 117, 209; 24/10 R, 11 R, 11 C,
11 CT, 11 PP

(56) **References Cited**

U.S. PATENT DOCUMENTS

D62,615 S * 7/1923 Christofek D19/49

D78,777 S * 6/1929 Mundstock et al. D19/51

D96,022 S * 6/1935 Cuthbert D19/51
D164,976 S * 10/1951 Aversa D19/48
D181,244 S * 10/1957 Zierhut D19/51
D182,162 S * 2/1958 Carreiro D19/51
2,881,736 A * 4/1959 Zepelovitch 401/104
D215,042 S * 8/1969 DiSpirito D19/51
D381,043 S * 7/1997 Hasegawa D19/51

* cited by examiner

Primary Examiner—Martie K. Holtje

(57) **CLAIM**

I claim the ornamental design for the asymmetric pen, as shown and described.

DESCRIPTION

FIG. 1 is a front elevational view of the asymmetric pen of the present invention.

FIG. 2 is a rear elevational view thereof.

FIG. 3 is a top view thereof.

FIG. 4 is a bottom view thereof.

FIG. 5 is a left side view thereof; and,

FIG. 6 is a right side view thereof.

1 Claim, 4 Drawing Sheets






Fig. 1




Fig. 2




Fig. 3




Fig. 4




Fig. 5




Fig. 6