



US00D456022S

(12) **United States Design Patent**
Dodson

(10) **Patent No.:** **US D456,022 S**

(45) **Date of Patent:** **** Apr. 23, 2002**

(54) **COMPUTER**

D395,873 S * 7/1998 Yokoyama et al. D14/368
D401,917 S * 12/1998 Ito et al. D14/368

(76) Inventor: **Douglas A. Dodson**, 5995 Avenida Encinas, Carlsbad, CA (US) 92008

* cited by examiner

(**) Term: **14 Years**

Primary Examiner—Freda Nunn
(74) *Attorney, Agent, or Firm*—Calif Tervo

(21) Appl. No.: **29/142,455**

(57) **CLAIM**

(22) Filed: **May 29, 2001**

The ornamental design for a computer, as shown and described.

(51) **LOC (7) Cl.** **14-02**

DESCRIPTION

(52) **U.S. Cl.** **D14/355**

(58) **Field of Search** D14/355, 356,
D14/361-363, 368; D13/162, 184, 199;
312/223.1-223.3; 360/99.01-99.12; 361/680-686,
690-696; 369/34, 36

FIG. 1 is a perspective view of a computer showing my new design;

FIG. 2 is a front elevational view thereof;

FIG. 3 is a top plan view thereof;

FIG. 4 is a left side elevational view thereof;

FIG. 5 is a right side elevational view thereof;

FIG. 6 is a rear elevational view thereof; and,

FIG. 7 is a bottom plan view thereof.

(56) **References Cited**

U.S. PATENT DOCUMENTS

D360,192 S * 7/1995 Lien D14/355
D370,894 S * 6/1996 Hirose D14/368

1 Claim, 2 Drawing Sheets

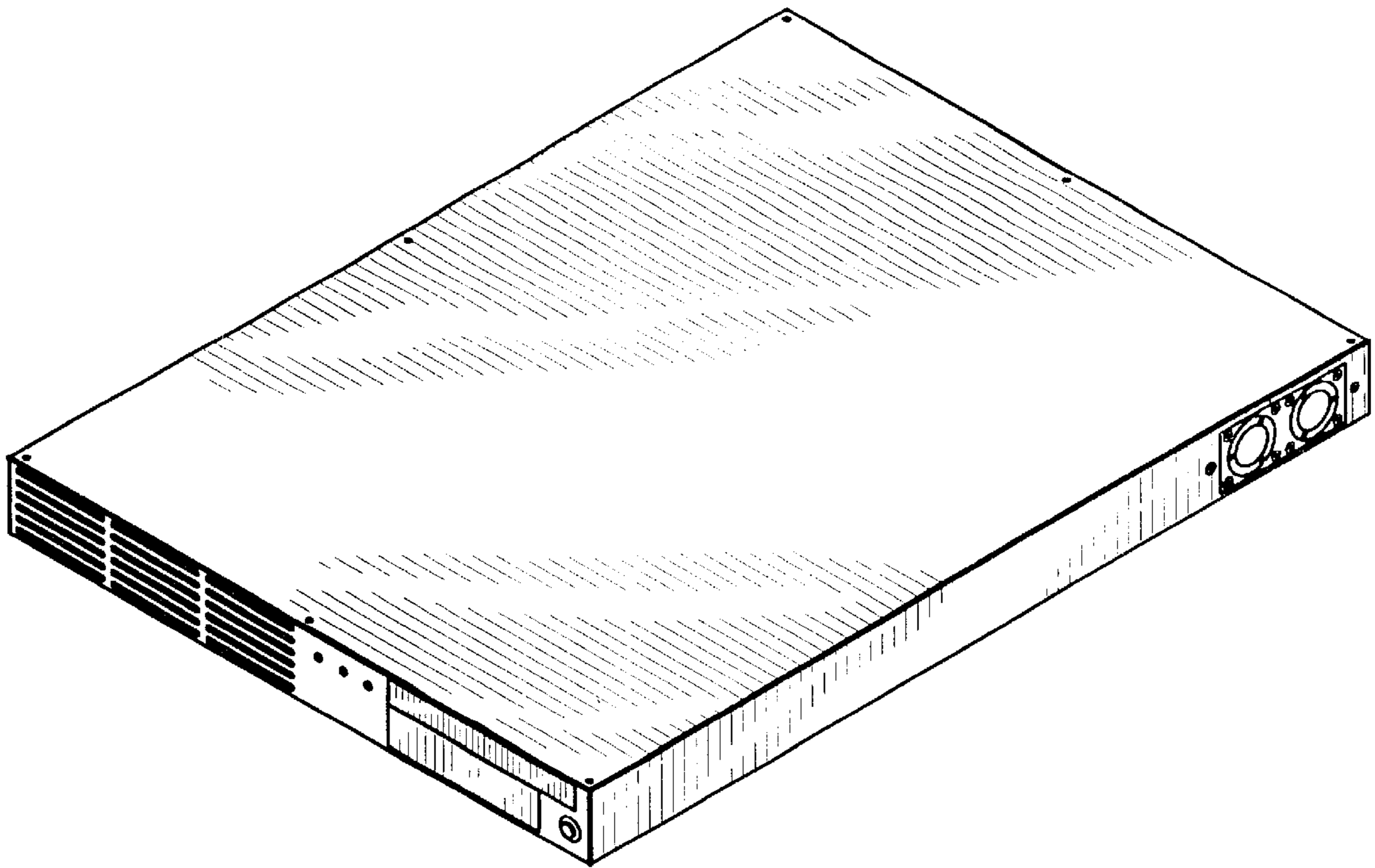


FIG. 1

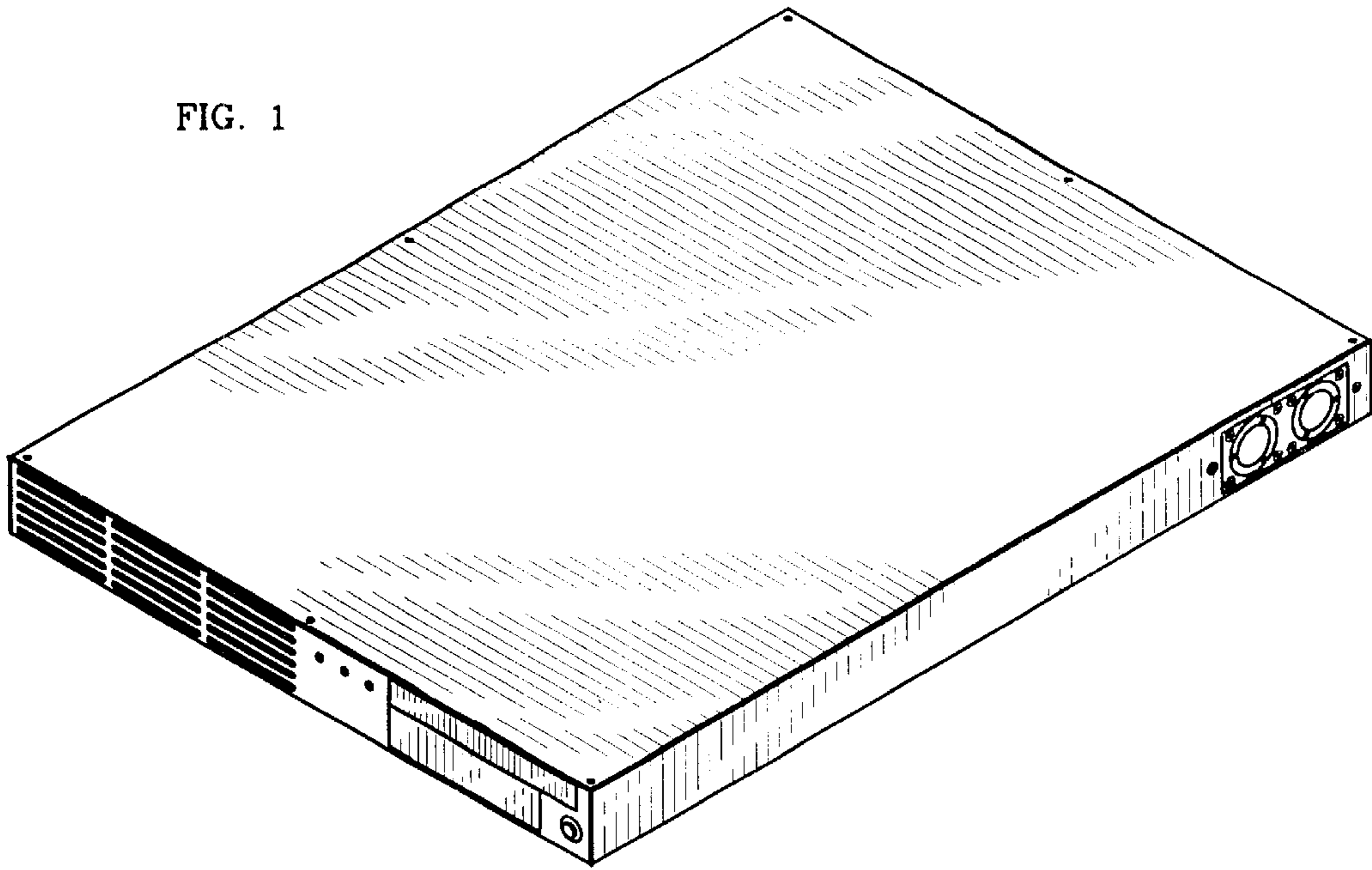


FIG. 4





FIG. 3




FIG. 5

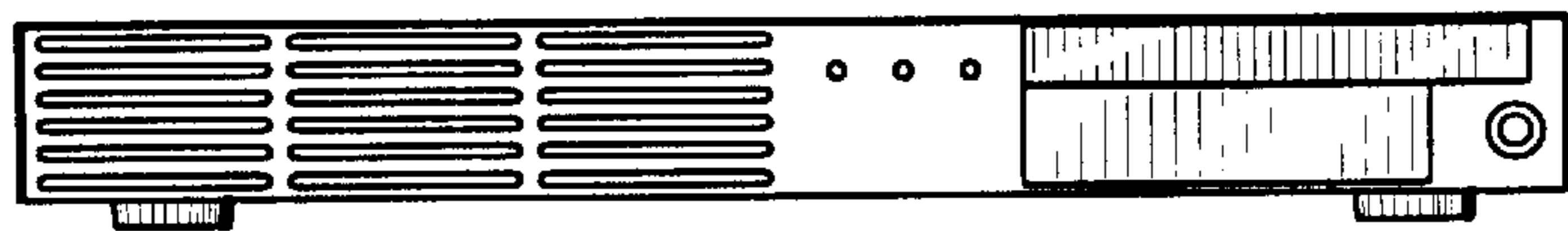


FIG. 2

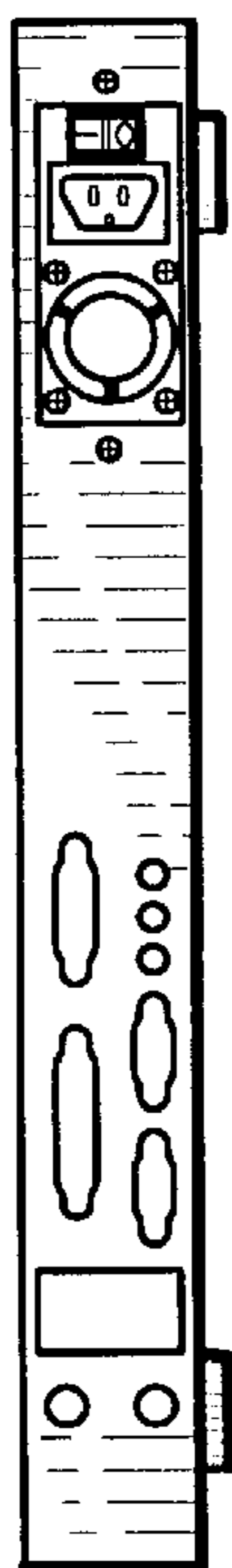


FIG. 6




FIG. 7