



US00D456010S

(12) **United States Design Patent**
Goto

(10) **Patent No.:** **US D456,010 S**

(45) **Date of Patent:** **** Apr. 23, 2002**

(54) **ELECTRIC CONNECTOR**

(75) Inventor: **Teiyu Goto, Tokyo (JP)**

(73) Assignee: **Sony Corporation, Tokyo (JP)**

(**) Term: **14 Years**

(21) Appl. No.: **29/132,294**

(22) Filed: **Nov. 7, 2000**

(30) **Foreign Application Priority Data**

Aug. 18, 2000 (JP) 2000-022691

(51) **LOC (7) Cl.** **13-03**

(52) **U.S. Cl.** **D13/147**

(58) **Field of Search** D13/153, 133,
D13/146, 147; 439/502, 582, 694, 844,
854, 855

(56) **References Cited**

U.S. PATENT DOCUMENTS

D314,186 S * 1/1991 Fujioka D13/199
D344,714 S * 3/1994 Kulbersh D13/147
D348,909 S * 7/1994 Nakanishi D13/146
D363,700 S * 10/1995 Buongervino et al. D13/147
D381,629 S 7/1997 Goto D13/147
D395,036 S * 6/1998 Goto D13/147

D416,543 S * 11/1999 Tsai D13/153

D426,192 S * 6/2000 Rathbun et al. D13/147

D442,552 S * 5/2001 Goto D13/147

OTHER PUBLICATIONS

“MBC Cable and Connector Products” (2 sheets), Sony PSX RGB W/Guncon, (Mar. 2000).

* cited by examiner

Primary Examiner—Joel Sincavage

(74) *Attorney, Agent, or Firm*—Rader, Fishman & Grauer, PLLC

(57) **CLAIM**

The ornamental design for an electric connector, as shown and described.

DESCRIPTION

FIG. 1 is a front elevational view of an electric connector according to the subject design;

FIG. 2 is a rear elevational view thereof;

FIG. 3 is a top plan view thereof;

FIG. 4 is a bottom plan view thereof;

FIG. 5 is a right side elevational view thereof; and,

FIG. 6 is a left side elevational view thereof.

1 Claim, 2 Drawing Sheets

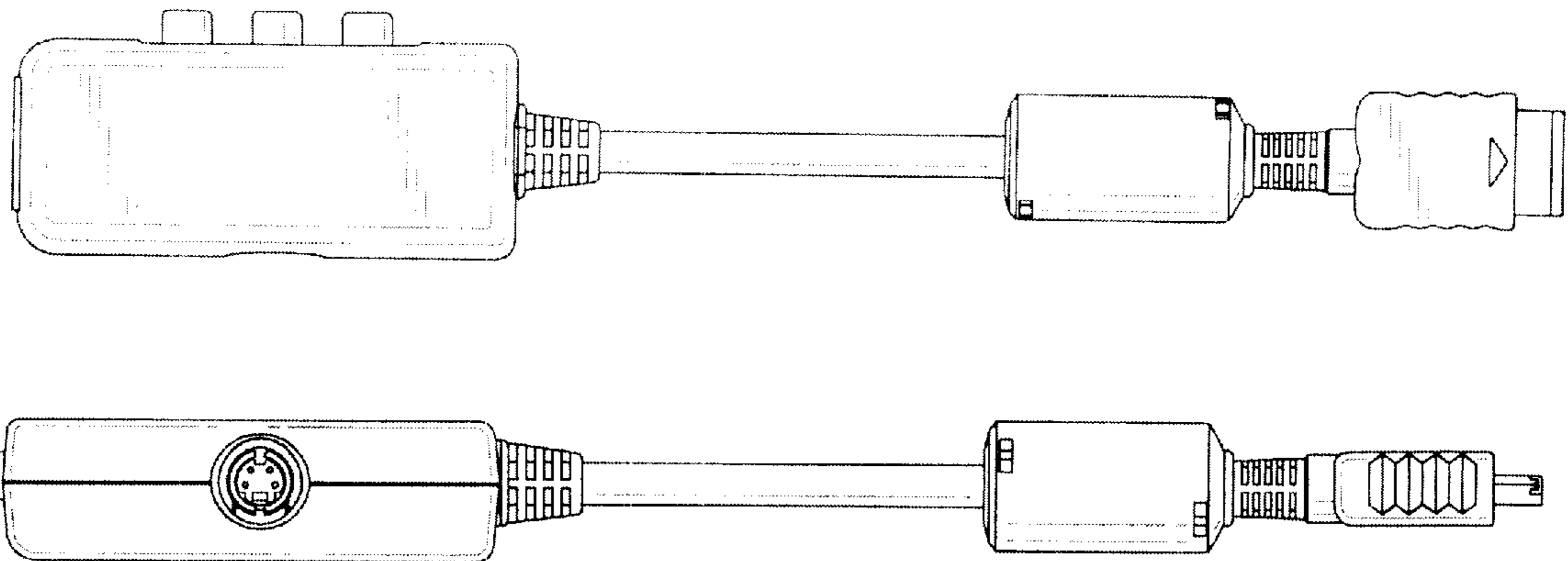


FIG. 1




FIG. 2

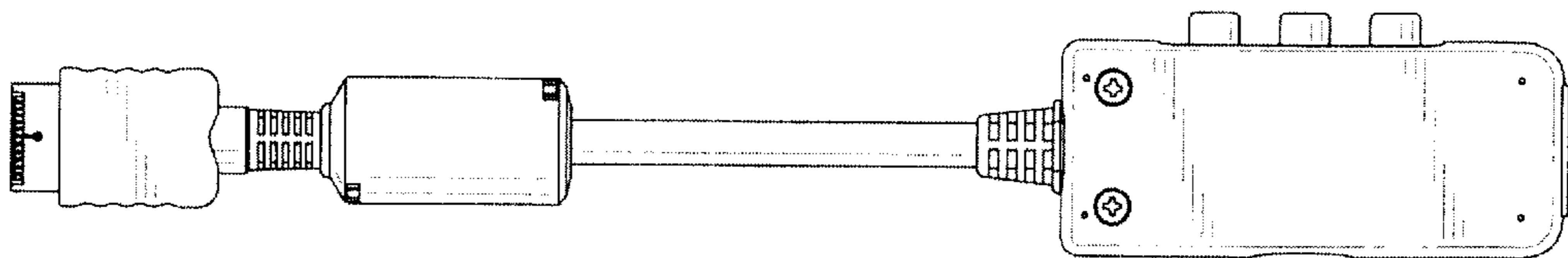


FIG. 3




FIG. 4




FIG. 5

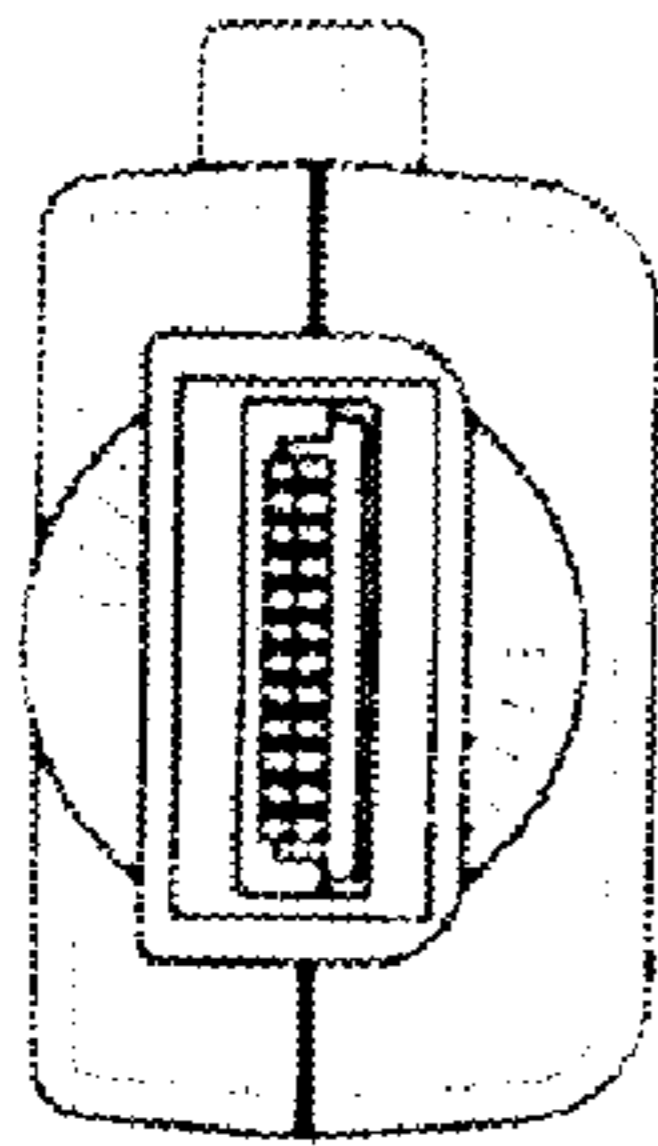
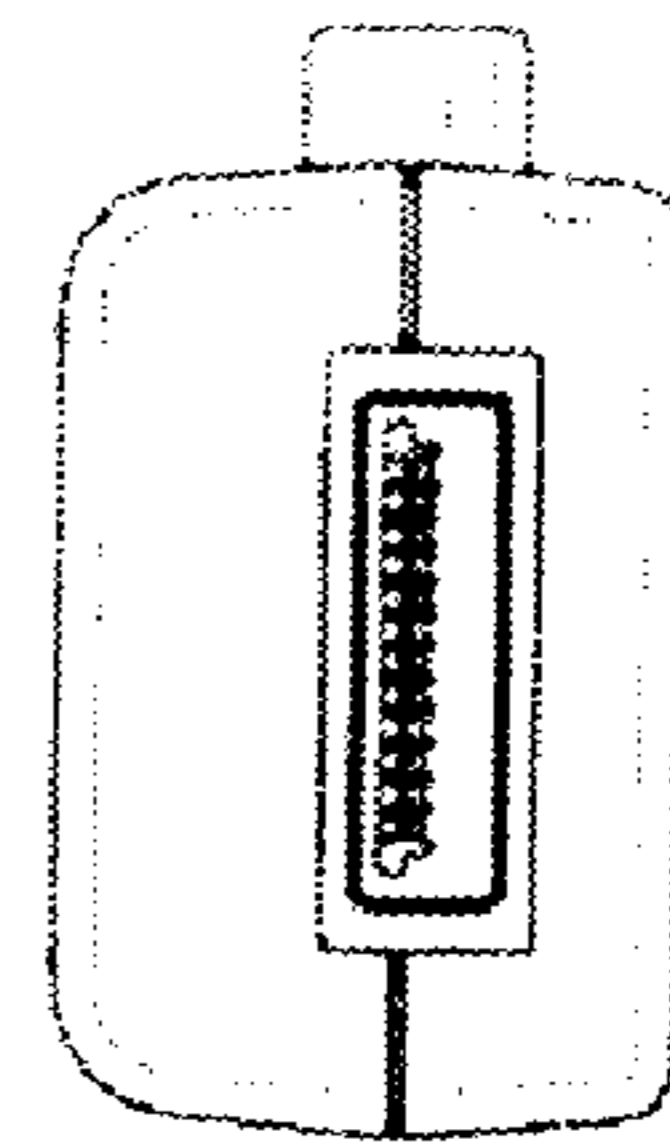


FIG. 6



UNITED STATES PATENT AND TRADEMARK OFFICE
CERTIFICATE OF CORRECTION

PATENT NO. : Des 456,010 S
DATED : April 23, 2002
INVENTOR(S) : Teiyu Goto

Page 1 of 1

It is certified that error appears in the above-identified patent and that said Letters Patent is hereby corrected as shown below:

Title page,
Item [73], Assignee, should read:
-- **Sony Corporation, Tokyo (JP)** --

Signed and Sealed this

Twenty-fifth Day of June, 2002

Attest:

A handwritten signature in black ink, appearing to read "James E. Rogan", written over a horizontal line.

Attesting Officer

JAMES E. ROGAN
Director of the United States Patent and Trademark Office

UNITED STATES PATENT AND TRADEMARK OFFICE
CERTIFICATE OF CORRECTION

PATENT NO. : Des. 456,010 S
DATED : April 23, 2002
INVENTOR(S) : Teiyu Goto

Page 1 of 1

It is certified that error appears in the above-identified patent and that said Letters Patent is hereby corrected as shown below:

Title page,

Item [73], Assignee, should read:

-- **Sony Computer Entertainment Inc., Tokyo (JP)** --

Signed and Sealed this

Fifteenth Day of July, 2003

A handwritten signature in black ink, appearing to read "James E. Rogan", written over a horizontal line.

JAMES E. ROGAN

Director of the United States Patent and Trademark Office