



US00D455990S

(12) **United States Design Patent**
Möbius

(10) **Patent No.:** **US D455,990 S**

(45) **Date of Patent:** **** Apr. 23, 2002**

(54) **SURFACE CONFIGURATION OF A LOWER SIDE PANEL MEMBER FOR A VEHICLE**

(75) **Inventor:** **Wolfgang Möbius**, Schwieberdingen (DE)

(73) **Assignee:** **Dr. Ing. h.c.F. Porsche Aktiengesellschaft**, Stuttgart (DE)

(**) **Term:** **14 Years**

(21) **Appl. No.:** **29/129,557**

(22) **Filed:** **Sep. 18, 2000**

(30) **Foreign Application Priority Data**

Mar. 17, 2000 (DE) 400 02 757

(51) **LOC (7) Cl.** **12-16**

(52) **U.S. Cl.** **D12/196**

(58) **Field of Search** D12/196, 90-92;
296/56, 57.1, 185, 183, 190, 89.1, 89.11,
89.12

(56) **References Cited**

U.S. PATENT DOCUMENTS

D431,796 S * 10/2000 Lagaay et al. D12/92

D433,981 S * 1/2001 Davis et al. D12/196
D436,061 S * 1/2001 Mobius et al. D12/92
D436,335 S * 1/2001 Beigel D12/196
D440,195 S * 4/2001 Damon et al. D12/196
D444,753 S * 7/2001 Smith et al. D12/196

* cited by examiner

Primary Examiner—Melody N. Brown

(74) *Attorney, Agent, or Firm*—Crowell & Moring LLP

(57) **CLAIM**

The ornamental design for a surface configuration of a lower side panel member for a vehicle, as shown and described.


DESCRIPTION

FIG. 1 is a front view of the surface configuration of a lower side panel member for a vehicle according to my novel design; and,

FIG. 2 is a perspective view of the surface configuration of a lower side panel member for a vehicle according to my novel design.

The opposite side is not shown visible in its intended use.

1 Claim, 1 Drawing Sheet






FIG. 1

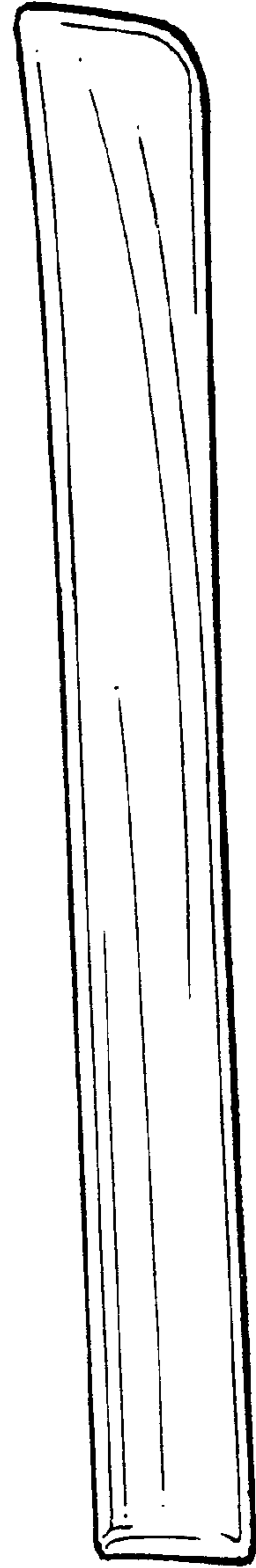


FIG. 2