



US00D455983S

(12) **United States Design Patent**
Carlson

(10) **Patent No.:** **US D455,983 S**

(45) **Date of Patent:** **** Apr. 23, 2002**

(54) **AUTOMOBILE BODY**

D430,065 S 8/2000 Carlson et al. D12/92
D430,821 S 9/2000 Carlson et al. D12/92

(75) Inventor: **Kenneth L Carlson**, Clawson, MI (US)

Primary Examiner—Melody N. Brown

(73) Assignee: **DaimlerChrysler Corporation**, Auburn Hills, MI (US)

(74) *Attorney, Agent, or Firm*—Mark P. Calcaterra

(**) Term: **14 Years**

(57) **CLAIM**

The ornamental design for an automobile body, as shown and described.

(21) Appl. No.: **29/136,203**

(22) Filed: **Jan. 25, 2001**

DESCRIPTION

(51) **LOC (7) Cl.** **12-08**

FIG. 1 is a front perspective view of an automobile showing our new design.

(52) **U.S. Cl.** **D12/92**

FIG. 2 is a rear perspective view thereof.

(58) **Field of Search** D12/90–92; 296/185

FIG. 3 is a right side view thereof illustrated with the convertible top articulated to a retracted position, it being understood that the opposite side to that shown is a substantial mirror image.

(56) **References Cited**

U.S. PATENT DOCUMENTS

D298,521 S	11/1988	Ui et al.	D12/91
D346,990 S	5/1994	Abbott et al.	D12/91
D353,564 S	12/1994	Verduyn et al.	D12/92
D355,397 S	2/1995	Verduyn et al.	D12/92
D357,648 S	4/1995	Osawa et al.	D12/91
D373,331 S	9/1996	Ohkura et al.	D12/91
D381,937 S	8/1997	Forbes-Robinson	D12/92
D391,522 S	3/1998	Hall et al.	D12/92
D392,920 S	3/1998	Verduyn et al.	D12/91
D394,232 S	5/1998	Trostle et al.	D12/91
D394,420 S	5/1998	Forbes-Robinson	D12/92
D406,551 S	3/1999	Nesbitt et al.	D12/92
D413,081 S	8/1999	Nesbitt et al.	D12/91

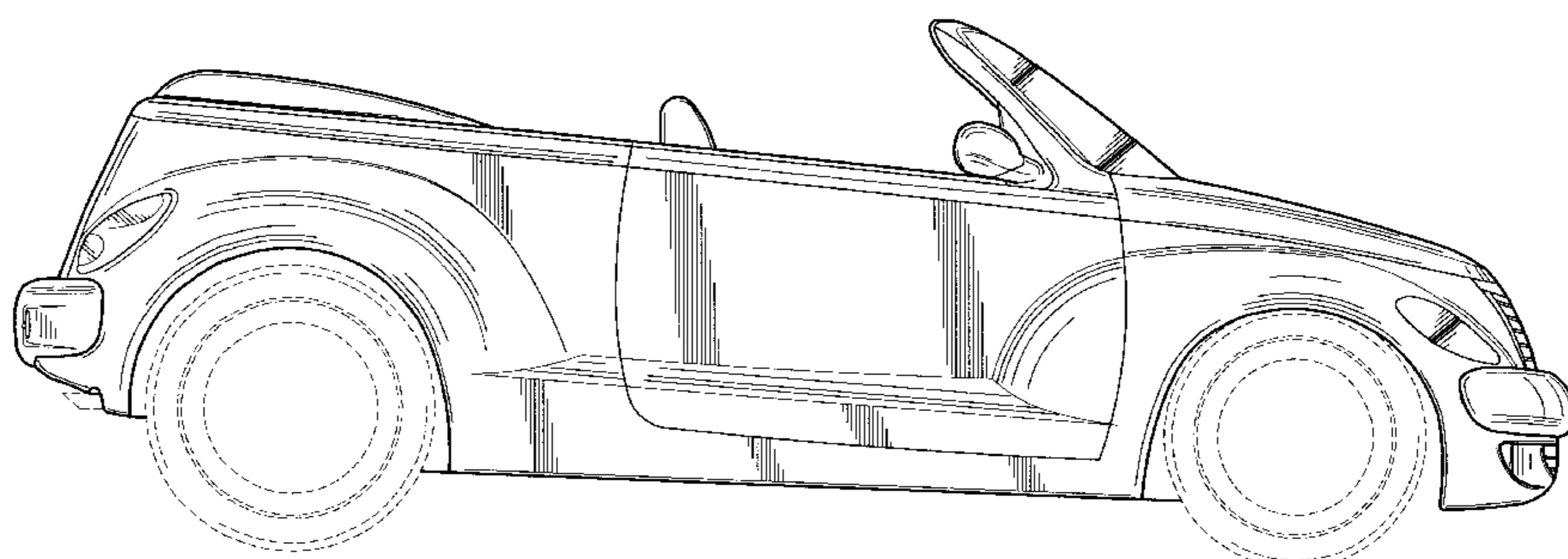
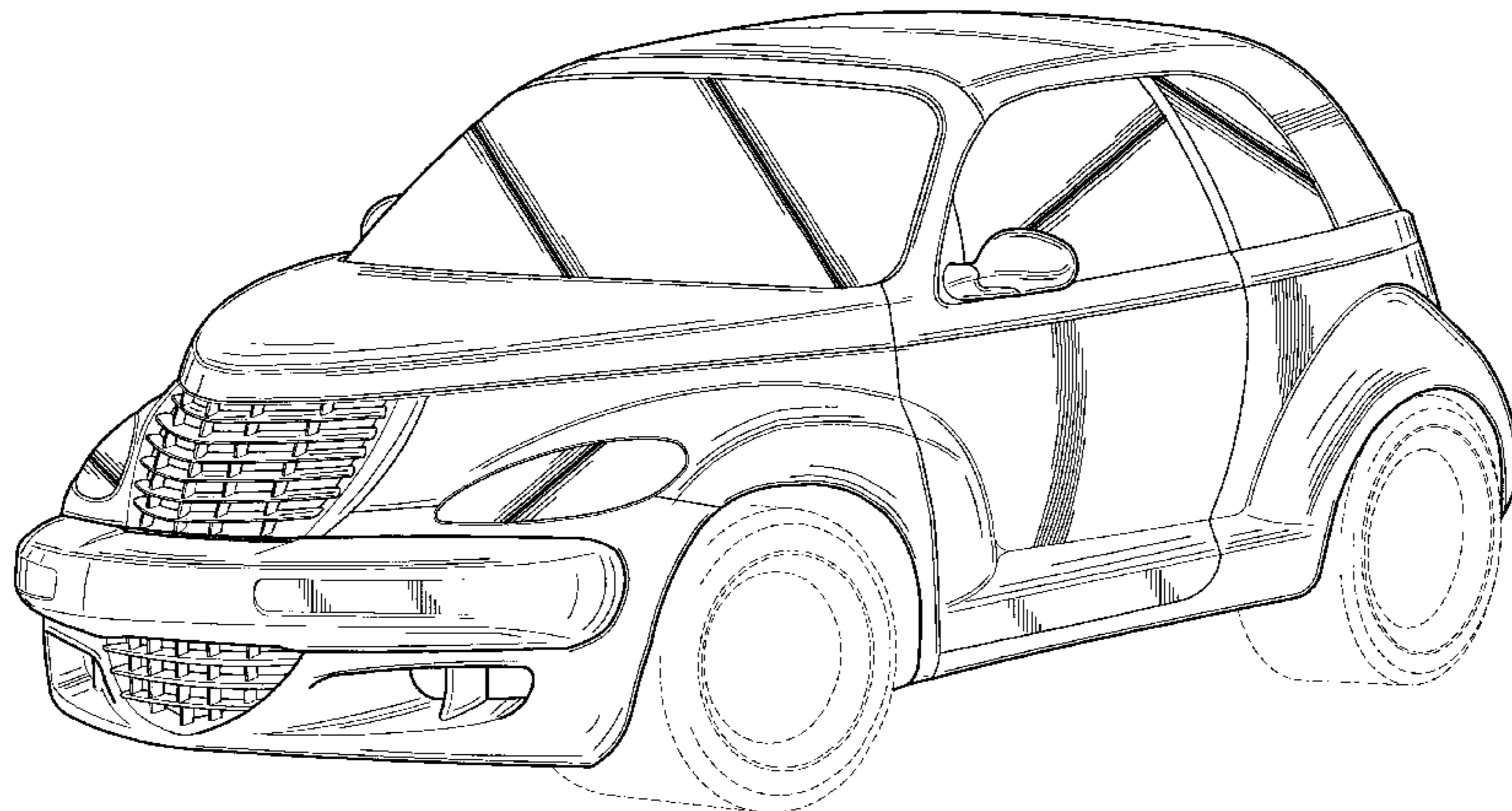
FIG. 4 is a right side view thereof illustrated with the convertible top articulated to a deployed position, it being again understood that the opposite side to that shown is a substantial mirror image.

FIG. 5 is a front view thereof; and,

FIG. 6 is a rear view thereof.

It will be understood that the top is plain and unornamental and further that the broken line shown throughout the drawings is for illustration only, forming no part of the claimed design.

1 Claim, 5 Drawing Sheets



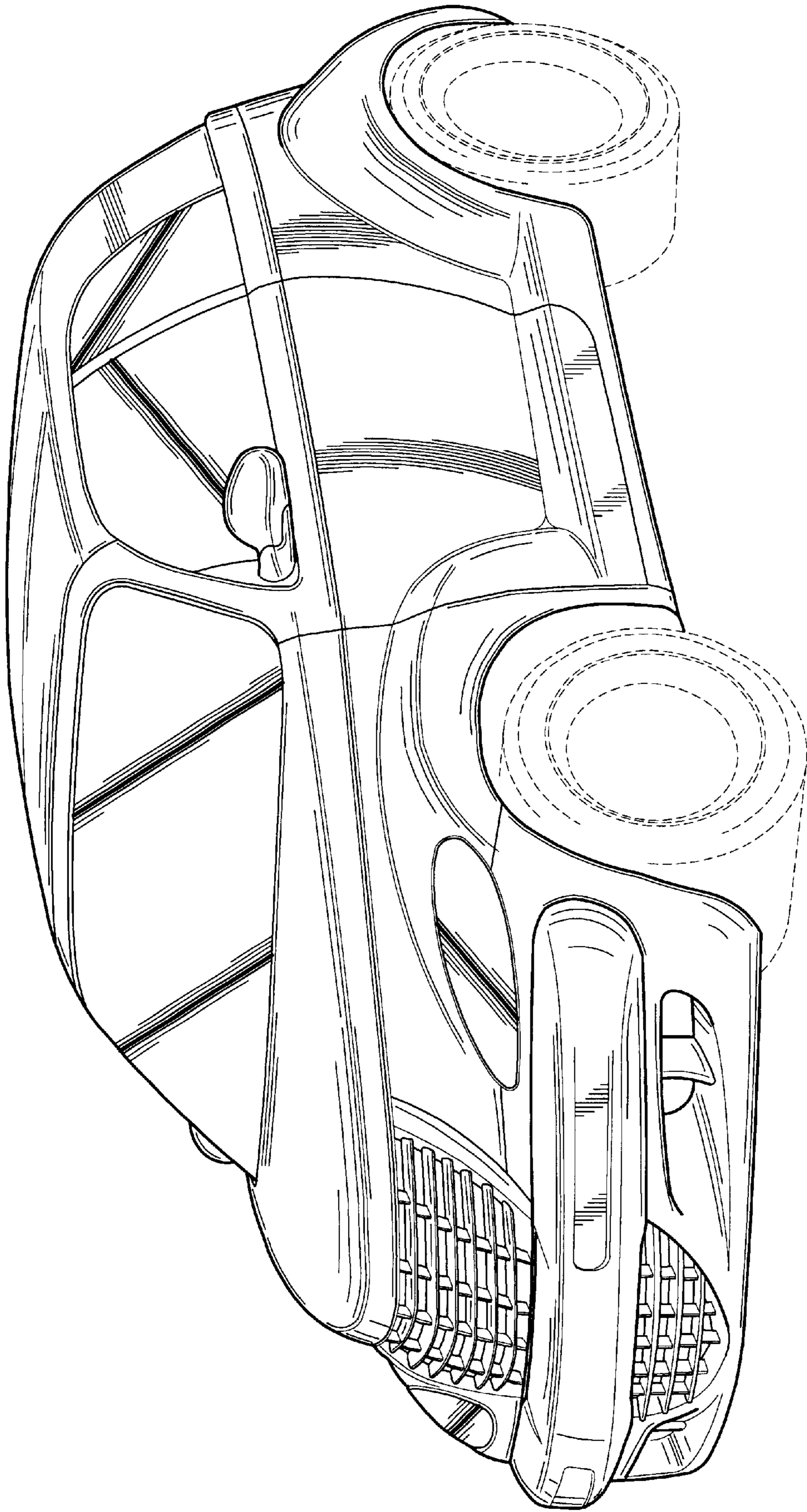


Figure - 1

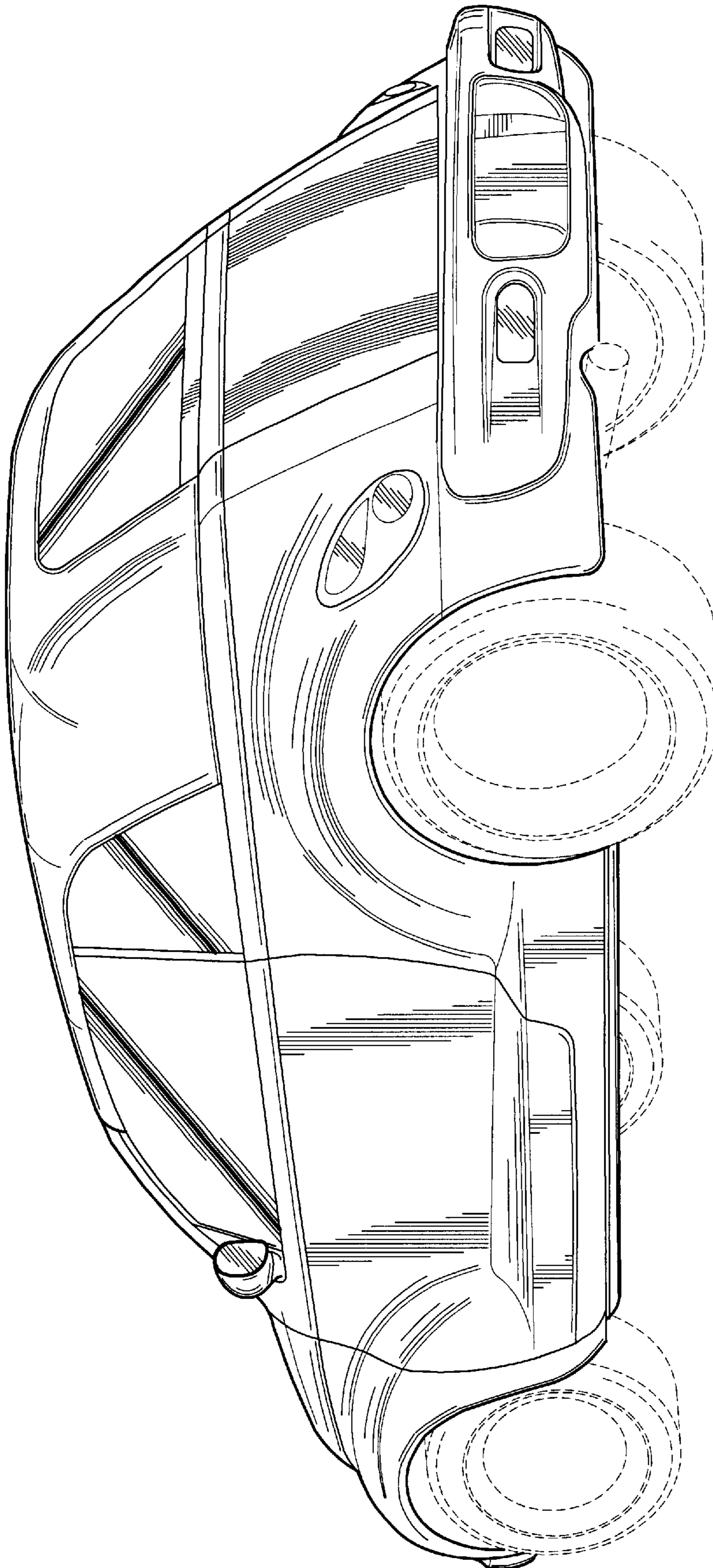


Figure - 2

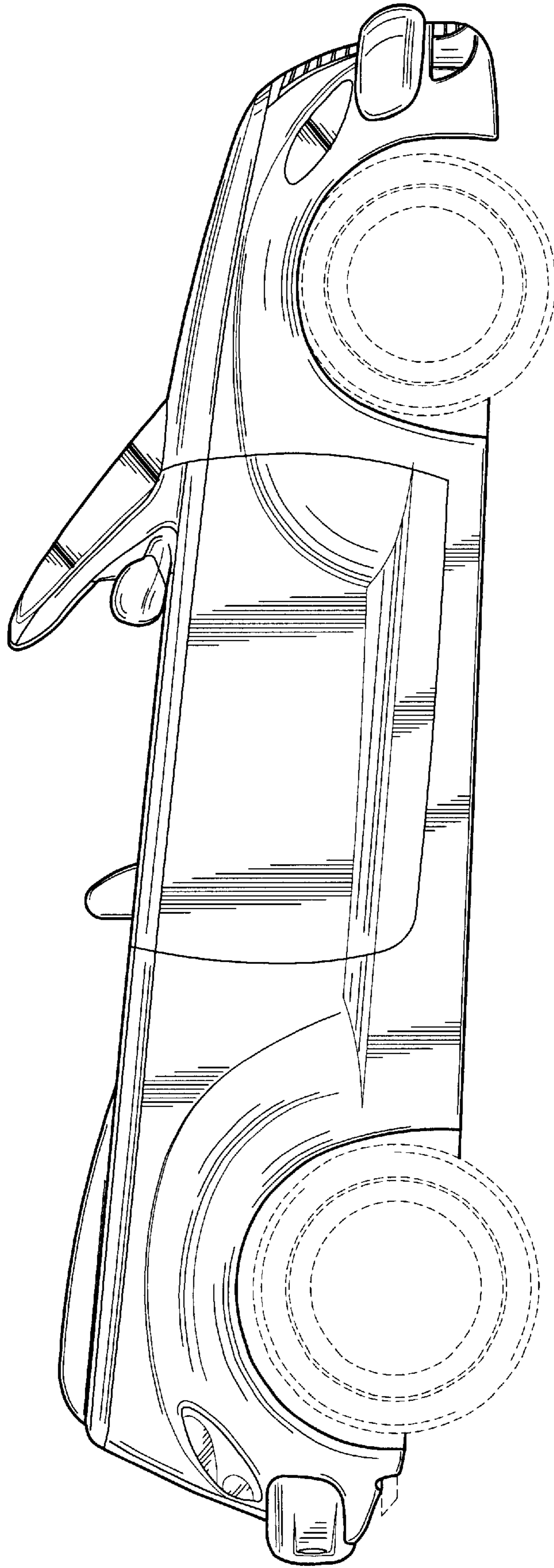


Figure - 3

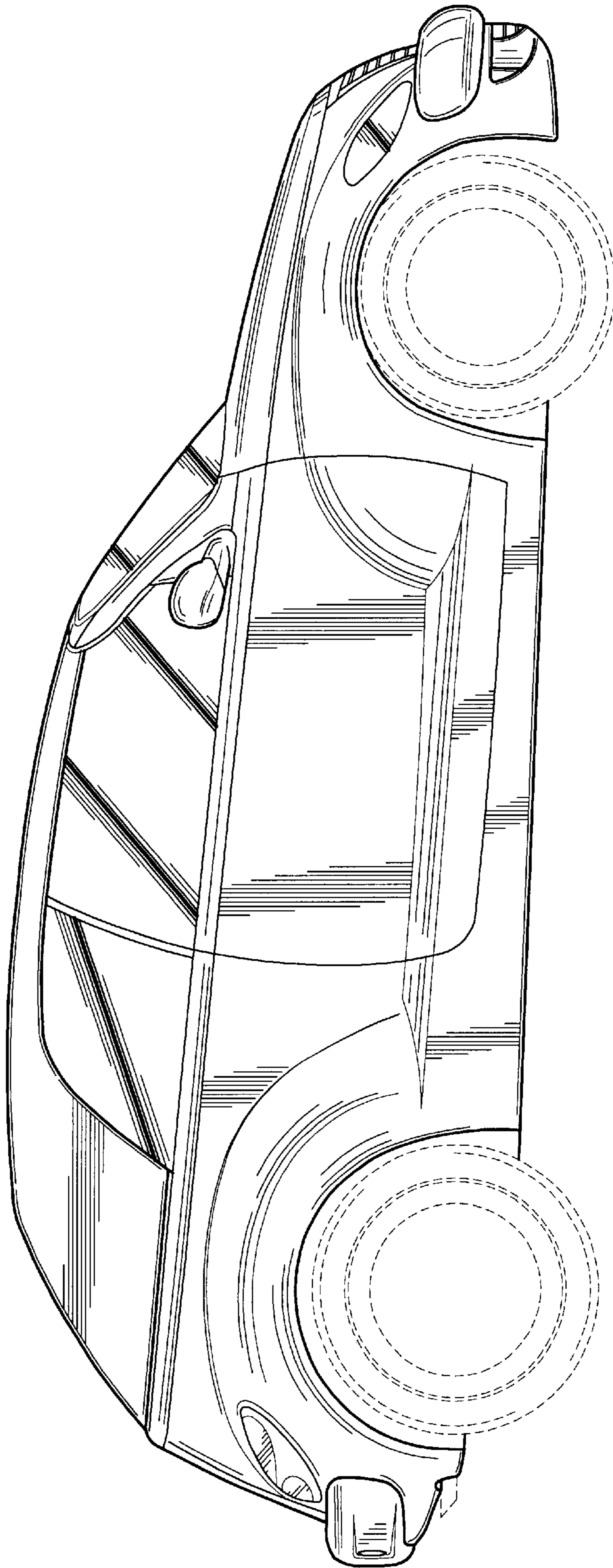


Figure - 4




Figure - 5

Figure - 6

