



US00D455967S

(12) **United States Design Patent**  
**Koo**

(10) **Patent No.:** **US D455,967 S**

(45) **Date of Patent:** **\*\* Apr. 23, 2002**

(54) **WATCH WITH WATCHSTRAP**  
(75) Inventor: **Kwok Keung Koo**, Hong Kong (HK)  
(73) Assignee: **Stelux Watch Limited**, Hong Kong (HK)  
(\*\*) Term: **14 Years**

D394,394 S \* 5/1998 Bruce et al. .... D10/30  
D394,395 S \* 5/1998 Bruce et al. .... D10/30  
D407,340 S \* 3/1999 Moriai ..... D11/3  
D407,341 S \* 3/1999 Oshita ..... D11/3  
D410,406 S \* 6/1999 Iwamoto et al. .... D11/3  
D427,916 S \* 7/2000 Paredes et al. .... D10/30  
D435,462 S \* 12/2000 Chung ..... D10/32  
D441,302 S \* 5/2001 Tomimatsu ..... D10/30  
D445,041 S \* 7/2001 Tan et al. .... D10/32

(21) Appl. No.: **29/144,200**  
(22) Filed: **Jun. 26, 2001**

\* cited by examiner

**Related U.S. Application Data**

*Primary Examiner*—Nelson C. Holtje  
(74) *Attorney, Agent, or Firm*—Norris, McLaughlin & Marcus P.A.

(62) Division of application No. 29/137,160, filed on Feb. 14, 2001.

(57) **CLAIM**

(30) **Foreign Application Priority Data**

The ornamental design for watch with watchstrap, as shown and described.

Aug. 28, 2001 (HK) ..... 00114975

**DESCRIPTION**

(51) **LOC (7) Cl.** ..... **10-02**  
(52) **U.S. Cl.** ..... **D10/32**  
(58) **Field of Search** ..... D10/1-39, 122-132;  
368/276-277, 285, 281-282; D11/3-25;  
63/1-11

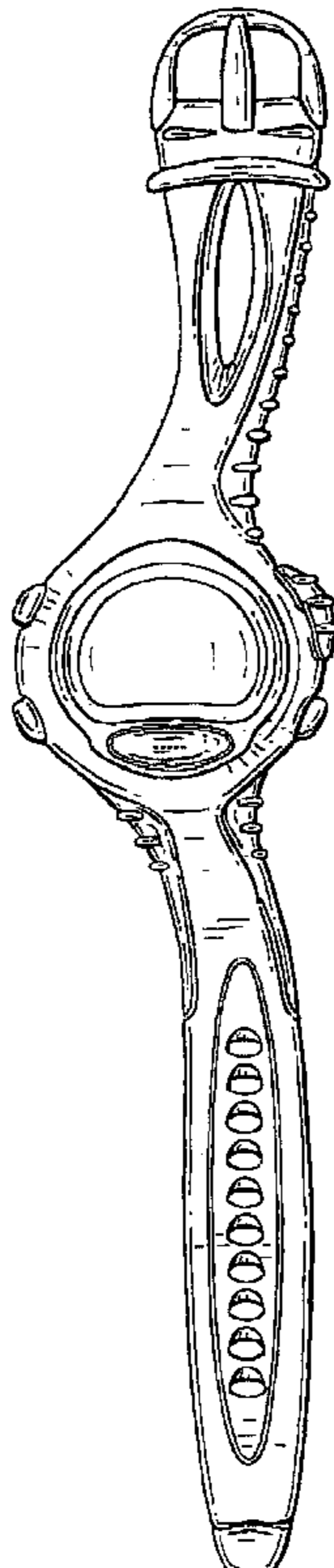
FIG. 1 is a front view of a watch with watchstrap with the watchstrap flattened out;  
FIG. 2 is a back view of the design of FIG. 1;  
FIG. 3 is a right side view of the design of FIG. 1 with the strap curved;  
FIG. 4 is a left side view of the design of FIG. 1 with the strap curved;  
FIG. 5 is a right end view of the design of FIG. 1 with the strap curved; and,  
FIG. 6 is a left end view of the design of FIG. 1 with the strap curved.

(56) **References Cited**

**U.S. PATENT DOCUMENTS**

D269,546 S \* 6/1983 Rogers et al. .... D24/186  
D377,314 S \* 1/1997 Moriai et al. .... D10/38  
D383,396 S \* 9/1997 Houlihan ..... D10/30  
D394,391 S \* 5/1998 Bruce et al. .... D10/30

**1 Claim, 3 Drawing Sheets**



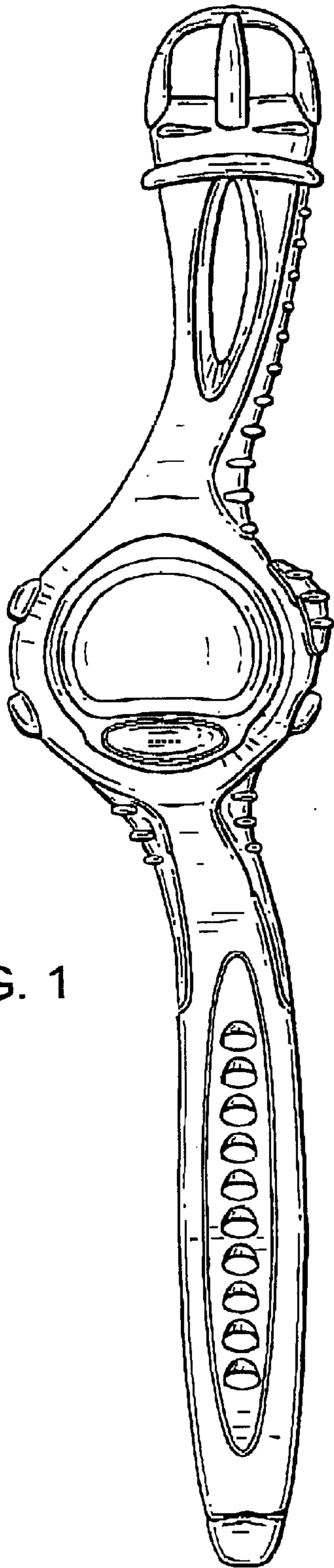


FIG. 1

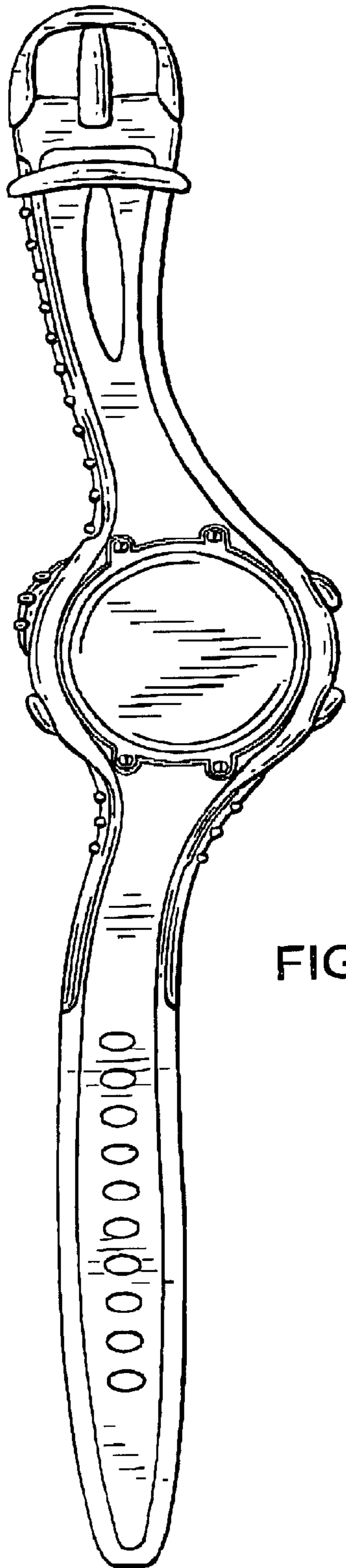


FIG. 2

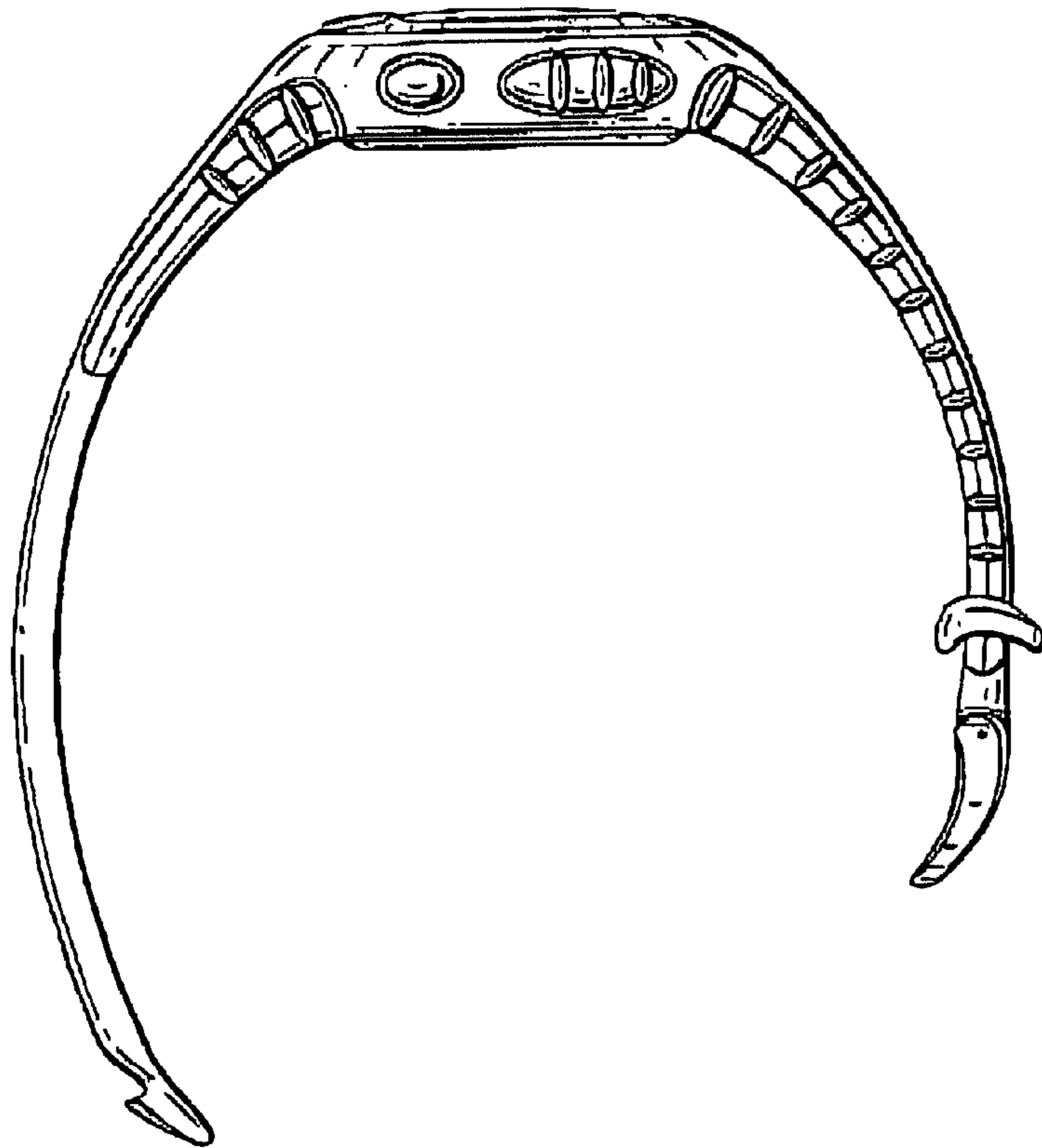


FIG. 3

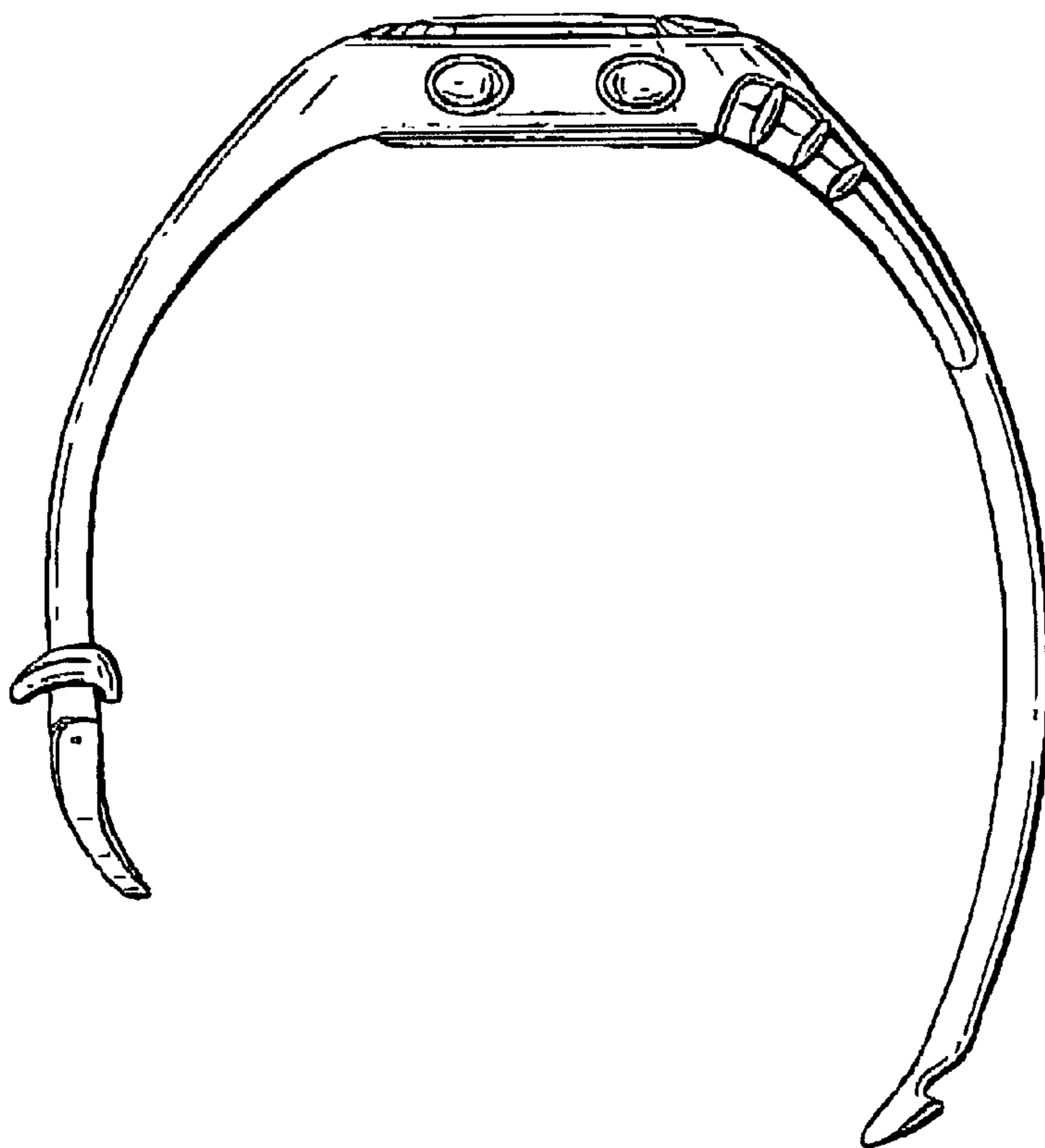


FIG. 4

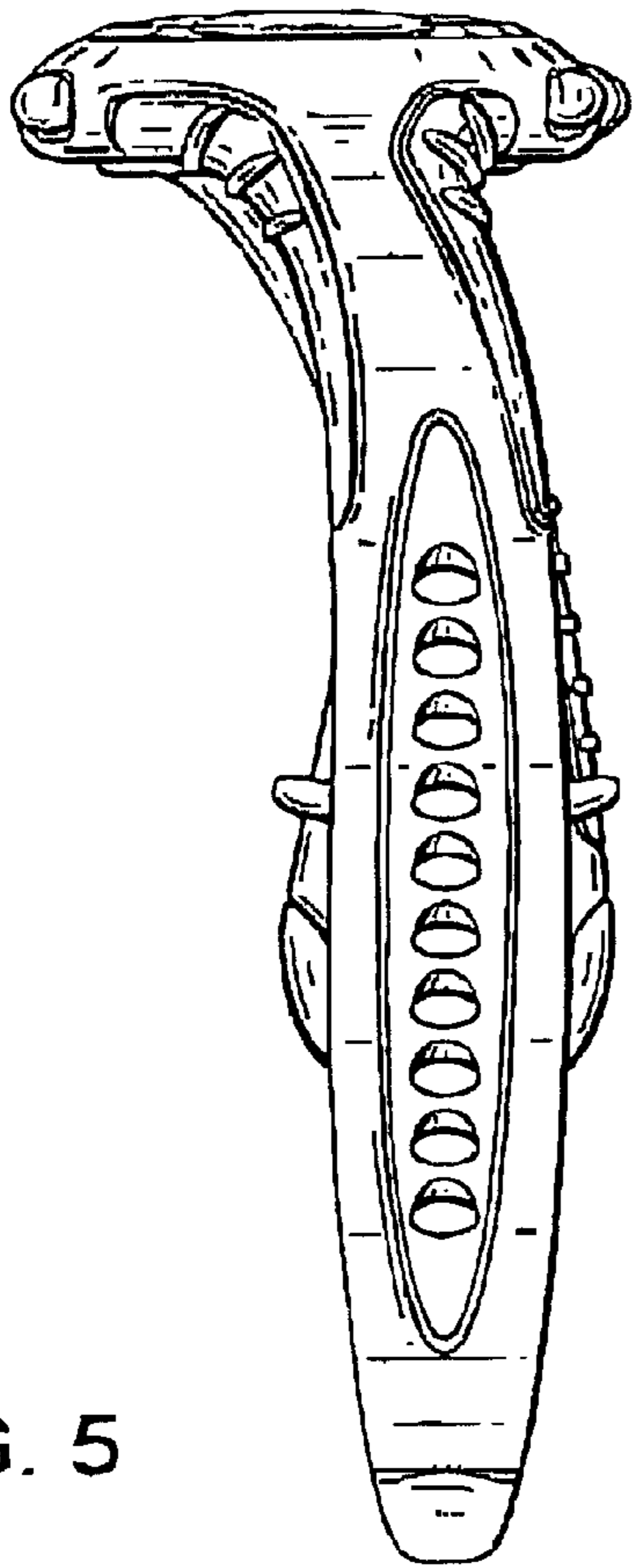


FIG. 5

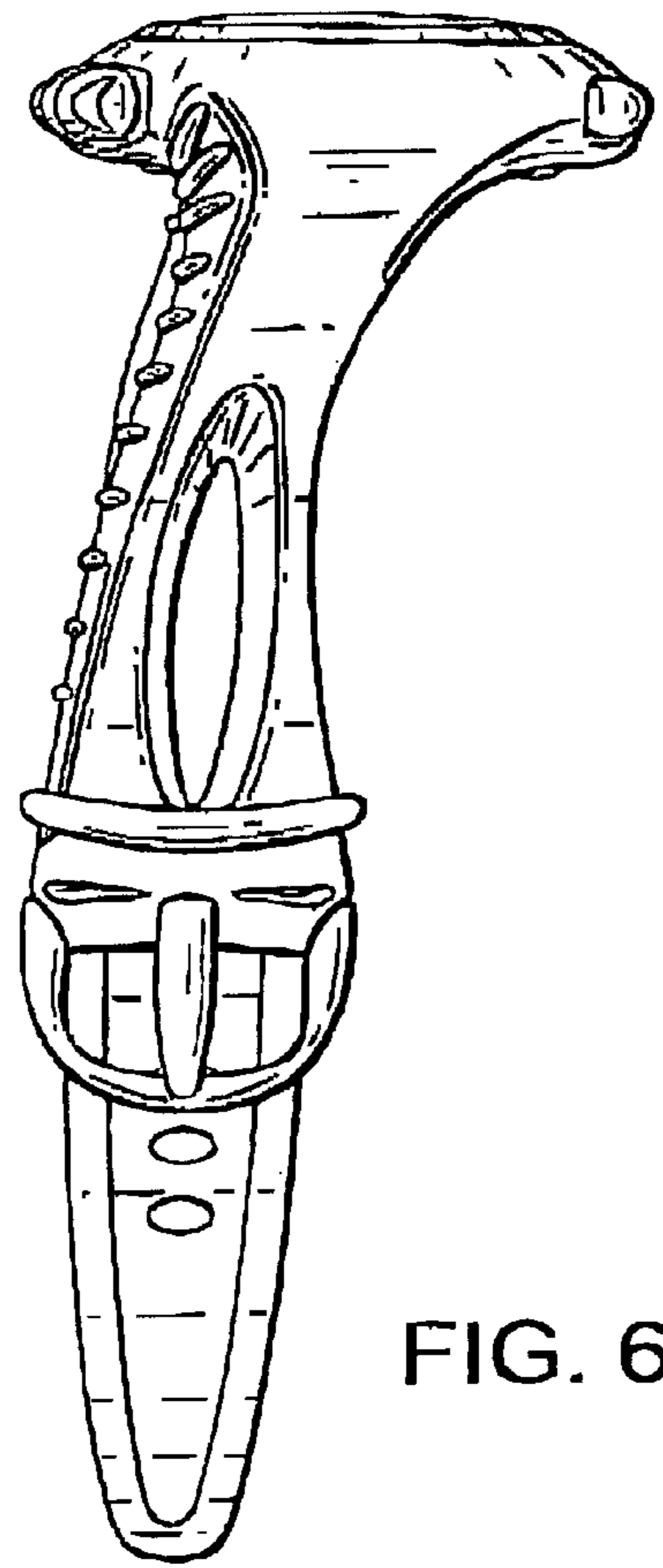


FIG. 6