



US00D455920S

(12) **United States Design Patent**
Domenig

(10) **Patent No.:** **US D455,920 S**

(45) **Date of Patent:** **** Apr. 23, 2002**

(54) **DRAWER SIDE PANEL**

(76) Inventor: **Georg Domenig**, 1110 Whispering Pines, Kernersville, NC (US) 27284

(**) Term: **14 Years**

(21) Appl. No.: **29/141,170**

(22) Filed: **May 2, 2001**

(51) **LOC (7) Cl.** **06-06**

(52) **U.S. Cl.** **D6/510**

(58) **Field of Search** D6/432, 445, 446,
D6/491, 509, 510, 511; 312/330.1, 348.4,
204

(56) **References Cited**

U.S. PATENT DOCUMENTS

- D92,553 S * 6/1934 Pike D6/491
- D92,557 S * 6/1934 Pike D6/491
- D92,558 S * 6/1934 Pike D6/491
- D97,350 S * 10/1935 Kimberly D6/491

- D319,933 S * 9/1991 Rock et al. D6/492
- D320,710 S * 10/1991 Rock et al. D6/492
- D352,854 S * 11/1994 Svoboda D6/510

* cited by examiner

Primary Examiner—Cathron C. Brooks

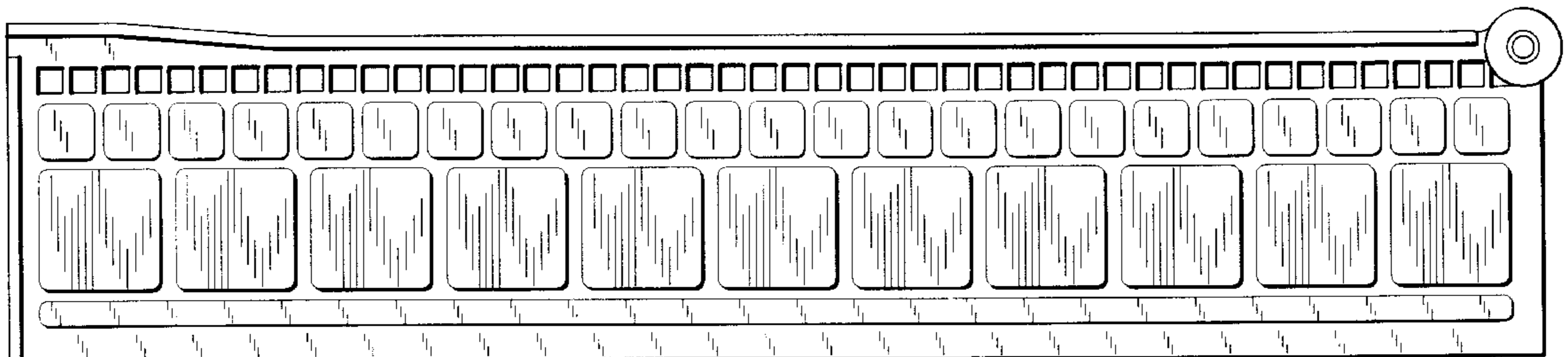
(57) **CLAIM**

The ornamental design for a drawer side panel, as shown and described.

DESCRIPTION

FIG. 1 is a side elevational view of a drawer side;
 FIG. 2 is a top view thereof;
 FIG. 3 is a front elevational view thereof;
 FIG. 4 is a rear elevational view thereof;
 FIG. 5 is a side elevational view of the opposite side of the drawer side panel shown in FIG. 1; and,
 FIG. 6 is a bottom view thereof.

1 Claim, 3 Drawing Sheets



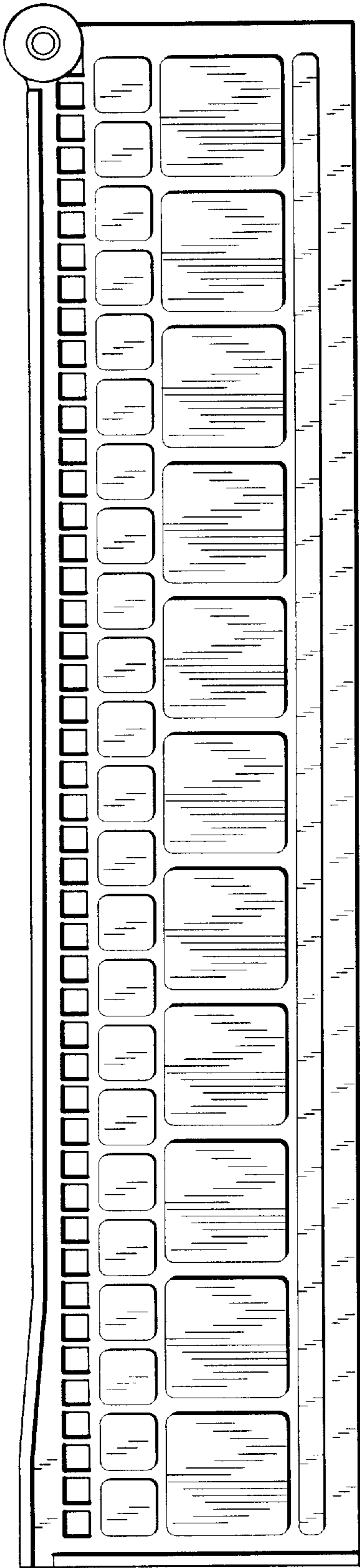


Fig. 1

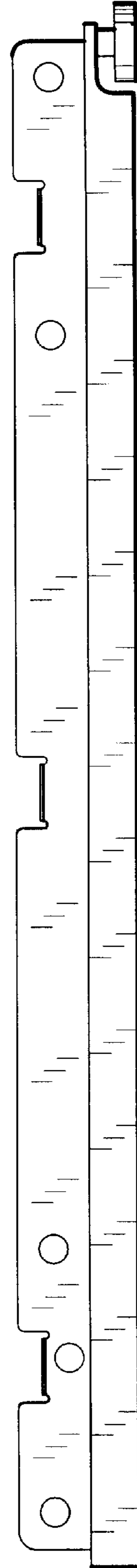


Fig. 2

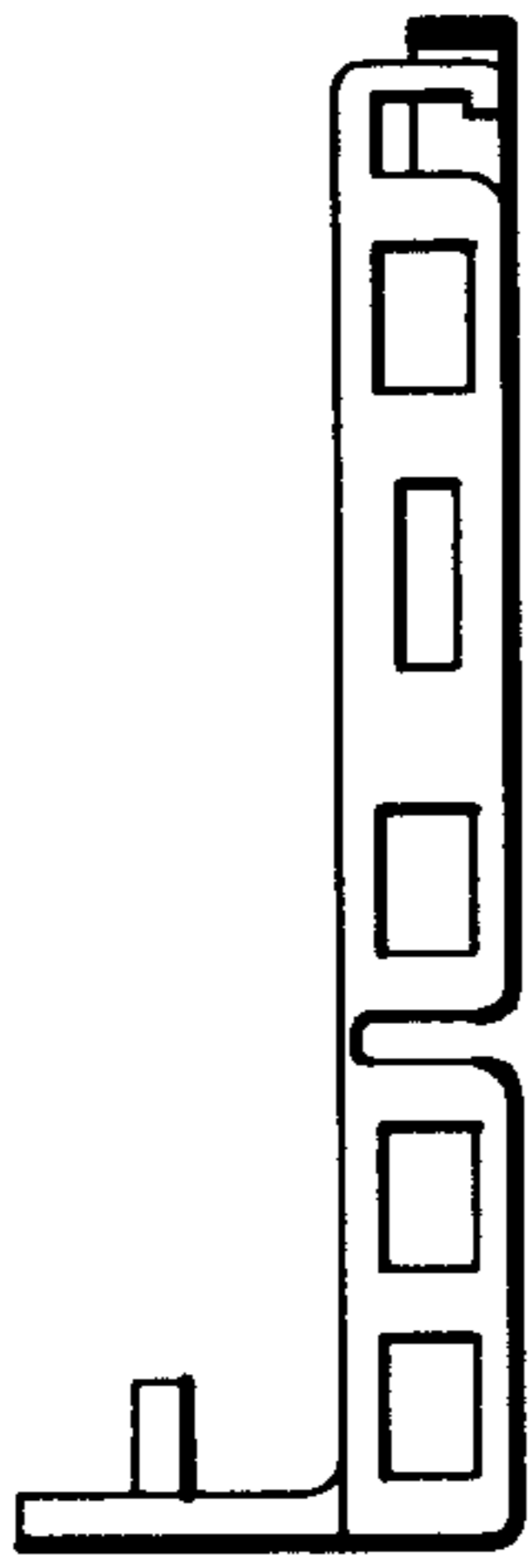


Fig. 3

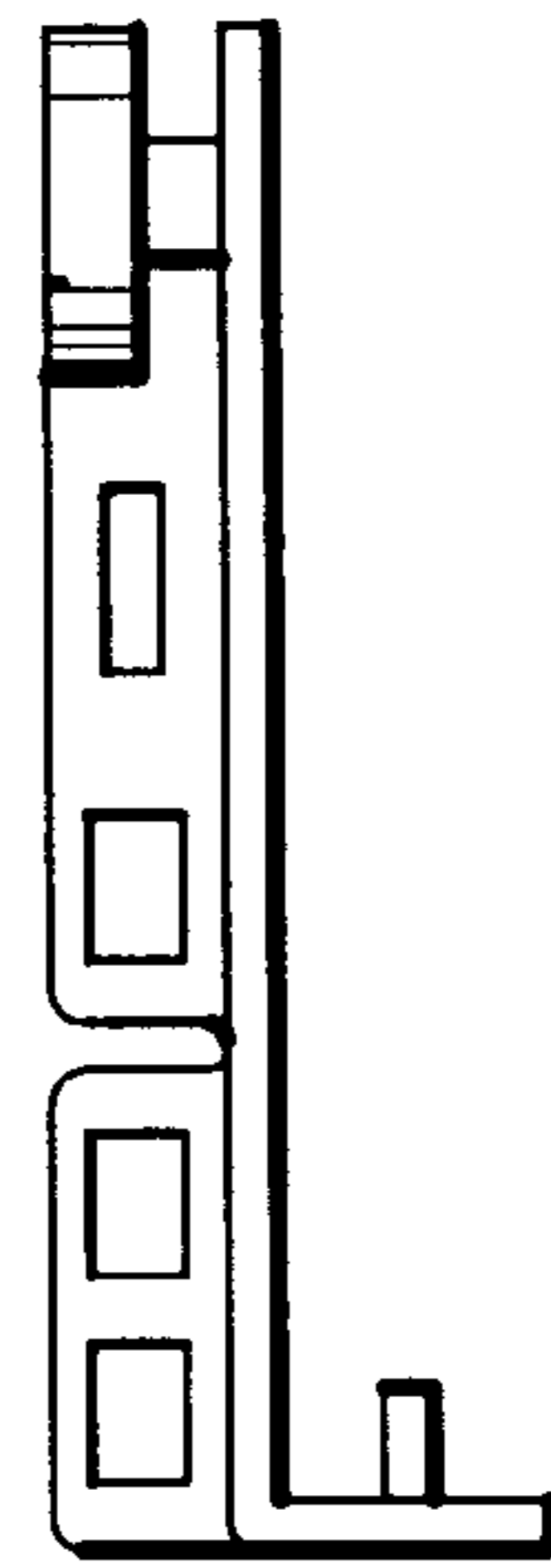


Fig. 4

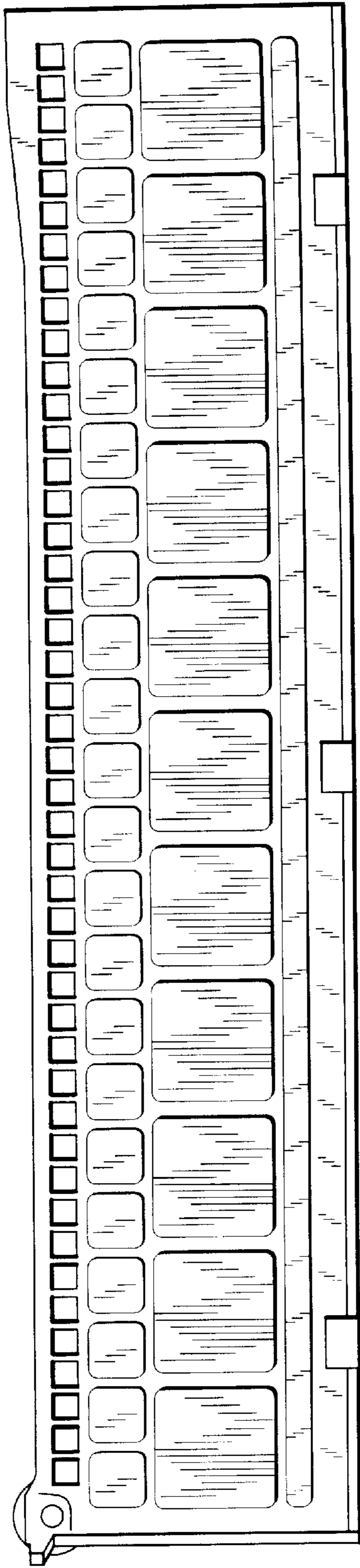


Fig. 5

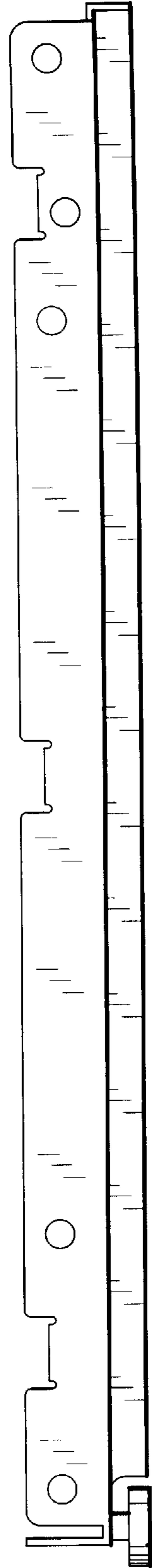


Fig. 6