



US00D455913S

(12) **United States Design Patent**  
**Shamie**

(10) **Patent No.:** **US D455,913 S**

(45) **Date of Patent:** **\*\* Apr. 23, 2002**

(54) **DRESSING TABLE**

(75) Inventor: **Samuel L. Shamie**, Brooklyn, NY (US)

(73) Assignee: **Delta Enterprise Corp.**, Brooklyn, NY (US)

(\*\*) Term: **14 Years**

(21) Appl. No.: **29/147,160**

(22) Filed: **Aug. 24, 2001**

(51) **LOC (7) Cl.** ..... **06-04**

(52) **U.S. Cl.** ..... **D6/438; D6/426**

(58) **Field of Search** ..... D6/396, 432-448, D6/510, 553, 559, 561, 569; 312/194, 196, 204, 213, 278, 279, 330.1, 348.3, 348.4

(56) **References Cited**

**U.S. PATENT DOCUMENTS**

- D206,427 S \* 12/1966 Fowler ..... D6/438
- D270,218 S \* 8/1983 Robertson et al. .... D6/437
- D272,498 S \* 2/1984 Kemp, III et al. .... D6/437
- D315,262 S \* 3/1991 Denningham ..... D6/438
- 5,121,974 A \* 6/1992 Monson ..... 312/194

- D341,042 S \* 11/1993 Stephens ..... D6/439
- D394,763 S \* 6/1998 Zaidman ..... D6/438
- D396,361 S \* 7/1998 Zaidman ..... D6/437

\* cited by examiner

*Primary Examiner*—Cathron C. Brooks

(74) *Attorney, Agent, or Firm*—Charles E. Baxley, Esq.



(57) **CLAIM**

The ornamental design for a dressing table, as shown and described.


**DESCRIPTION**

FIG. 1 is a frontal downward toward the right perspective view of the dressing table according to my design;  
 FIG. 2 is a frontal elevational view thereof;  
 FIG. 3 is a left elevational view thereof, a right elevational view thereof being a mirror image of FIG. 3;  
 FIG. 4 is a top plan view thereof;  
 FIG. 5 is a rear elevational view thereof; and,  
 FIG. 6 is a frontal downward towards the right perspective view thereof with a removable portion shown removed for completeness of illustration.


**1 Claim, 6 Drawing Sheets**



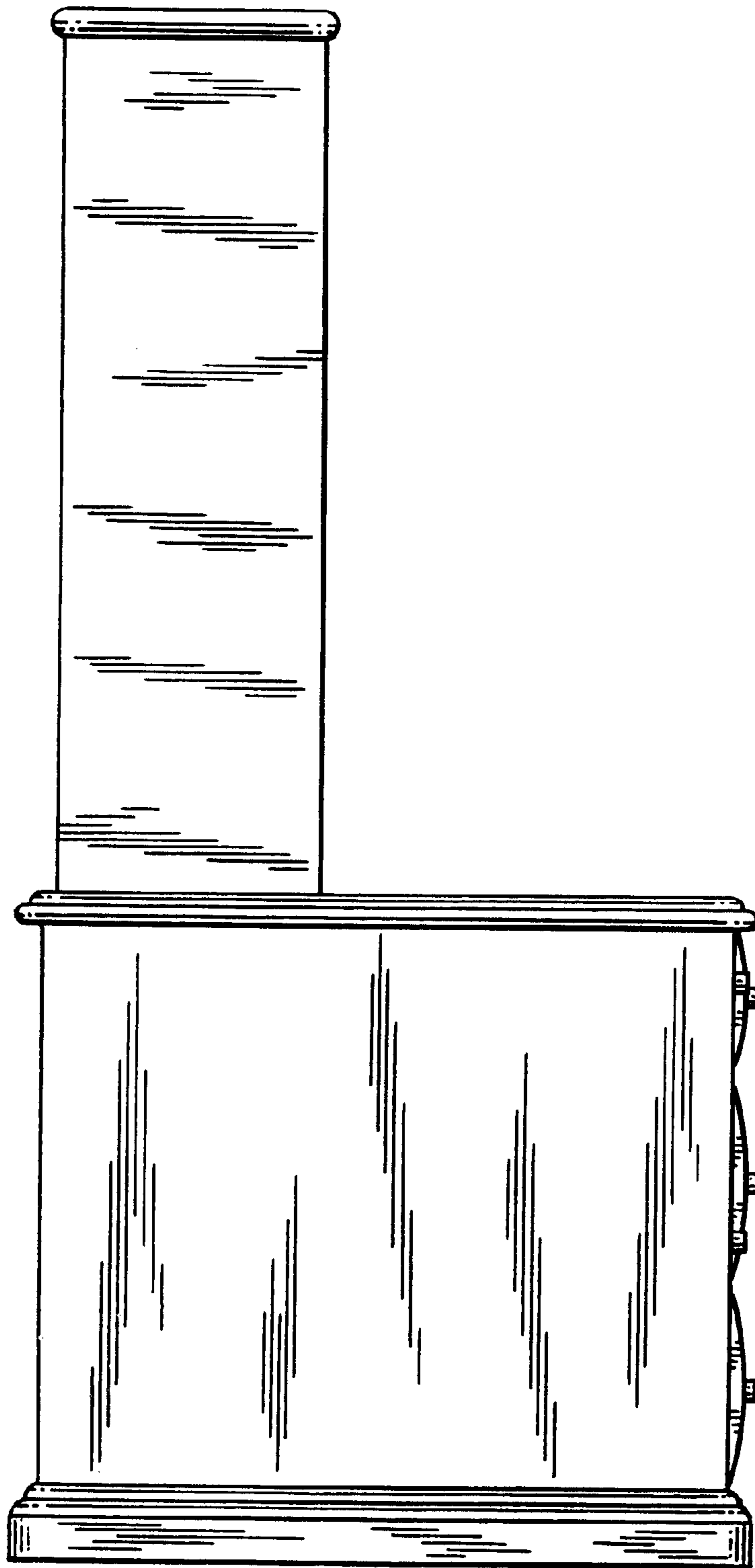





*FIG. 1*




*FIG. 2*



*FIG. 3*




*FIG. 4*



*FIG. 5*





**FIG. 6**