



US00D455907S

(12) **United States Design Patent**
Vaaler

(10) **Patent No.:** **US D455,907 S**

(45) **Date of Patent:** **** Apr. 23, 2002**

(54) **FRAME**

D370,785 S * 6/1996 Lewis D6/300

(75) **Inventor:** **Lawrence I. Vaaler**, Lenoir, NC (US)

OTHER PUBLICATIONS

(73) **Assignee:** **Bernhardt, L.L.C.**, Lenoir, NC (US)

LaBarge, Mar. 23, 1973, p. 22D, mirror at bottom.*

(**) **Term:** **14 Years**

* cited by examiner

(21) **Appl. No.:** **29/139,817**

Primary Examiner—Janice E. Seeger

(22) **Filed:** **Apr. 5, 2001**

(74) *Attorney, Agent, or Firm*—MacCord Mason PLLC

(51) **LOC (7) Cl.** **06-07**

(52) **U.S. Cl.** **D6/300**

(58) **Field of Search** D6/300–314; 40/700,
40/711, 721, 722, 735, 745, 747, 765, 780,
790, 798; 359/838

(57) **CLAIM**

The ornamental design for a frame, as shown and described.

DESCRIPTION

(56) **References Cited**

FIG. 1 is a left front perspective view of a frame showing my new design;


FIG. 2 is a front perspective view thereof; and,

FIG. 3 is a side view, the opposite side being a mirror image thereof.

U.S. PATENT DOCUMENTS

432,910 A * 7/1890 Servus 40/798
D216,132 S * 11/1969 Chapin D6/300

1 Claim, 3 Drawing Sheets






FIG. 1



FIG. 2




FIG. 3