



US00D455890S

(12) **United States Design Patent**
Codilis

(10) **Patent No.:** **US D455,890 S**

(45) **Date of Patent:** **** Apr. 23, 2002**

(54) **FOOD PRODUCT**

(75) Inventor: **John M. Codilis**, Glen Ellyn, IL (US)

(73) Assignee: **Cjel, LLC**, Glen Ellyn, IL (US)

(**) Term: **14 Years**

(21) Appl. No.: **29/140,473**

(22) Filed: **Apr. 17, 2001**

(51) **LOC (7) Cl.** **01-01**

(52) **U.S. Cl.** **D1/199; D1/101**

(58) **Field of Search** **D1/100-130, 199;**
426/93, 94, 104, 106, 125, 249, 582, 629,
632, 633, 383

(56) **References Cited**

U.S. PATENT DOCUMENTS

D227,352 S	6/1973	Meng et al.	
D277,235 S	1/1985	Arend	
D334,645 S	4/1993	Kennedy	
5,500,234 A	3/1996	Russo	
5,567,454 A	10/1996	Bogdan	
5,855,939 A *	1/1999	Bogdan	426/93
D426,935 S	6/2000	Zaug et al.	
D443,752 S *	6/2001	Codilis	D1/199

OTHER PUBLICATIONS

Steer, Gina. Quick & Easy Chocolate. Virginia, Howell Press, Inc., ©1994, Chocolate Pinwheel Cookies on p. 69.*

* cited by examiner

Primary Examiner—Alan P. Douglas

Assistant Examiner—Linda Brooks

(74) *Attorney, Agent, or Firm*—Welsh & Katz, Ltd.

(57) **CLAIM**

The ornamental design for a food product, as shown and described.

DESCRIPTION

FIG. 1 is a front perspective view of a food product showing my new design;

FIG. 2 is a top view of the food product of FIG. 1, the bottom view is the mirror image of the top view of FIG. 2;

FIG. 3 is a front elevational view of the food product as shown in FIG. 1;

FIG. 4 is a right side view of the food product of FIG. 1;

FIG. 5 is a rear elevational view of the food product as shown in FIG. 1;

FIG. 6 is a left side view of the food product of FIG. 1;

FIG. 7 is a top view of another embodiment of a food product showing my new design, the bottom view is the mirror image of the top view of FIG. 7;

FIG. 8 is a front elevational view of the food product as shown in FIG. 7;

FIG. 9 is a right side view of the food product of FIG. 7;

FIG. 10 is a rear elevational view of the food product as shown in FIG. 7; and,

FIG. 11 is a left side view of the food product of FIG. 7.

1 Claim, 1 Drawing Sheet


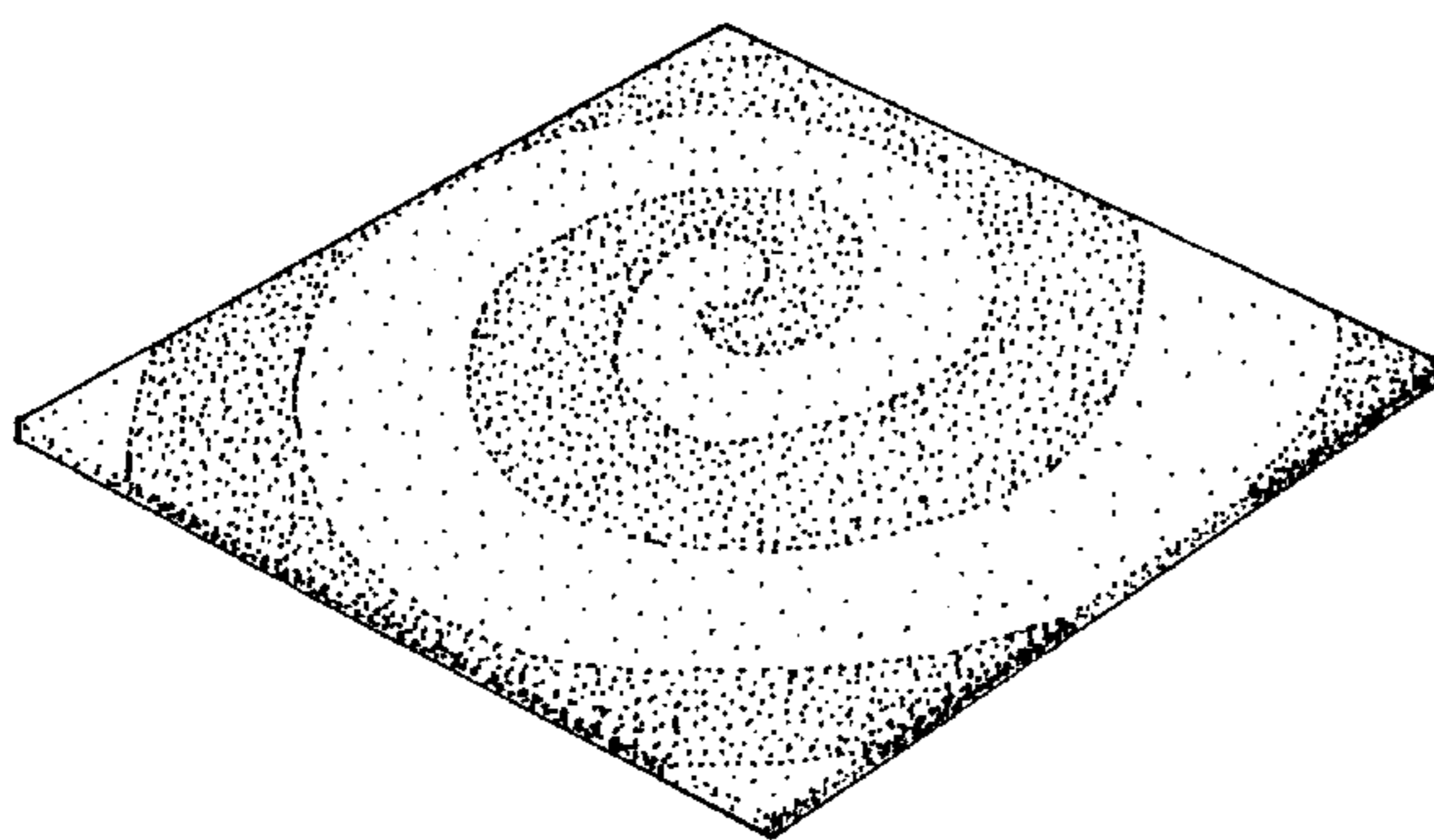


FIG. 1

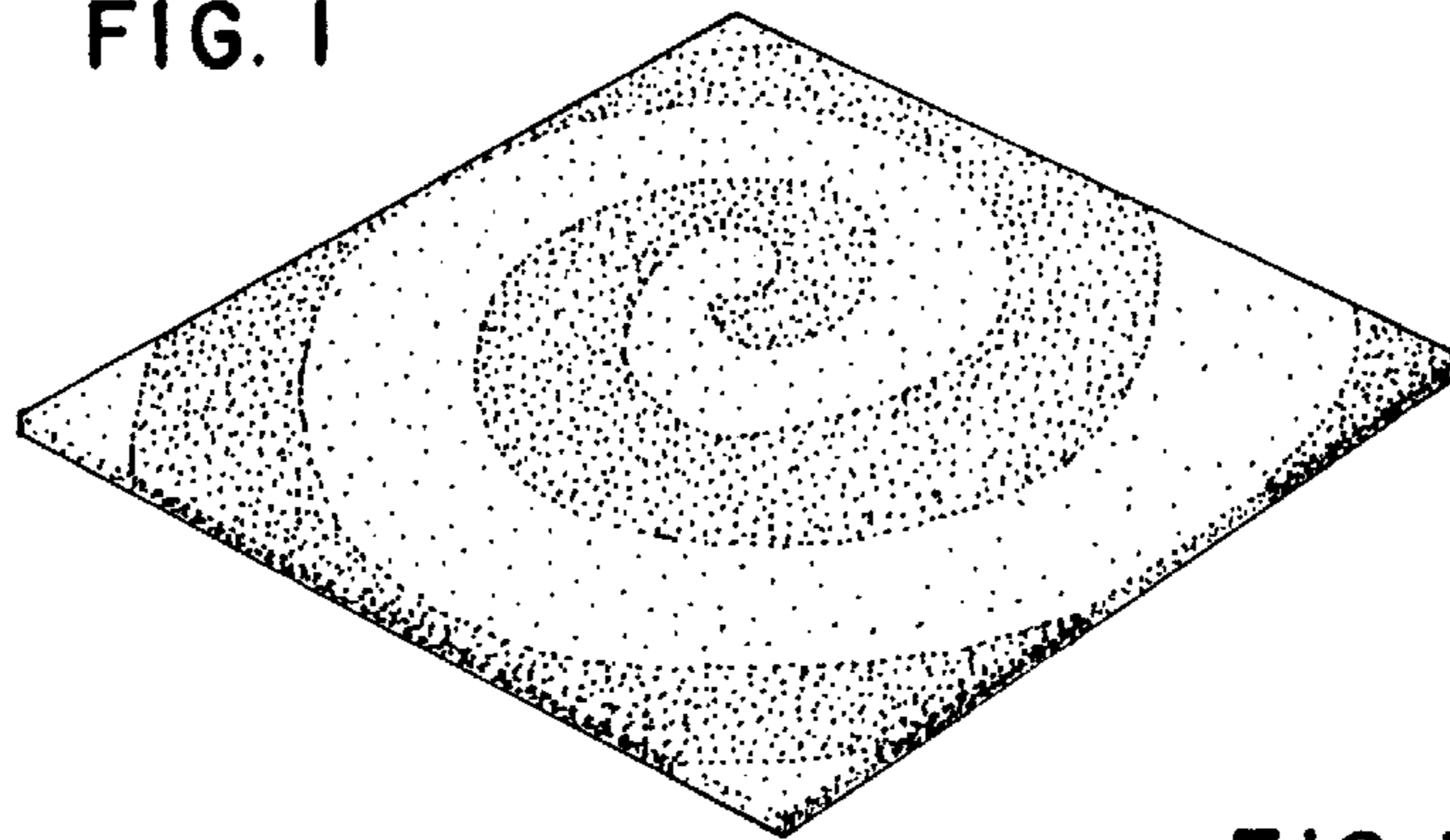


FIG. 2




FIG. 7




FIG. 3



FIG. 4

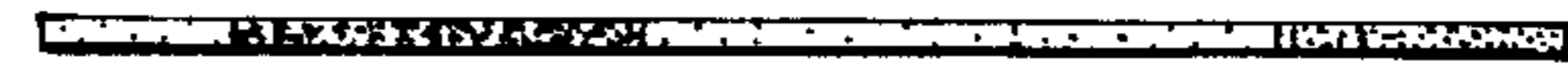


FIG. 5



FIG. 6



FIG. 8



FIG. 9



FIG. 10



FIG. 11

