



US00D455861S

(12) **United States Design Patent**  
**McCurrach**

(10) **Patent No.:** **US D455,861 S**

(45) **Date of Patent:** **\*\* Apr. 16, 2002**

(54) **HAIR STYLER**

(75) Inventor: **Jamie Craig McCurrach**, Groningen (NL)

(73) Assignee: **U.S. Philips Corporation**, New York, NY (US)

(\*\*) Term: **14 Years**

(21) Appl. No.: **29/146,617**

(22) Filed: **Aug. 13, 2001**

(30) **Foreign Application Priority Data**

Feb. 20, 2001 (XH) ..... DMA/005 195

(51) **LOC (7) Cl.** ..... **28-03**

(52) **U.S. Cl.** ..... **D28/35; D28/10**

(58) **Field of Search** ..... D28/10, 13, 15, D28/35; D4/116, 100, 102, 128, 136; 132/212, 112-119, 119.1, 120, 122, 224-232, 263, 265, 269; 219/225

(56) **References Cited**

**U.S. PATENT DOCUMENTS**

D267,670 S \* 1/1983 Radatz ..... D28/35

4,581,519 A \* 4/1986 Thaler et al. .... 219/225  
D289,697 S \* 5/1987 Yui ..... D28/35  
D313,484 S \* 1/1991 Wahl et al. .... D28/35  
D439,012 S \* 3/2001 McCurrach ..... D28/13  
D441,137 S \* 4/2001 McCurrach ..... D28/35

\* cited by examiner

*Primary Examiner*—Ted Shooman

*Assistant Examiner*—C Tuttle

(74) *Attorney, Agent, or Firm*—Ernestine C. Bartlett

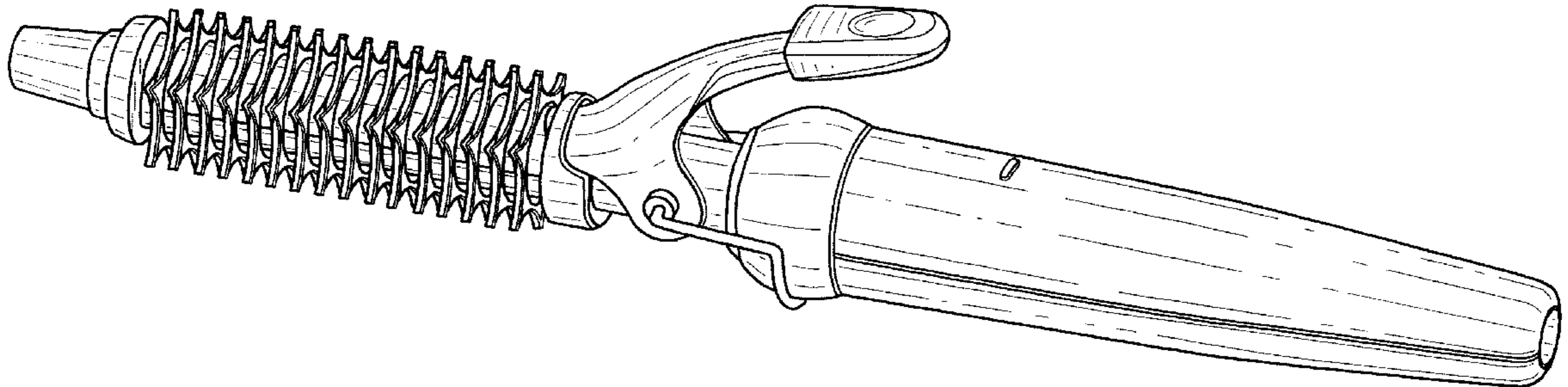
(57) **CLAIM**

The ornamental design for a hair styler, as shown.

**DESCRIPTION**

FIG. 1 is a perspective view showing my design;  
FIG. 2 is a front elevational view thereof;  
FIG. 3 is a rear elevational view thereof;  
FIG. 4 is a right side elevational view thereof;  
FIG. 5 is a left side elevational view thereof;  
FIG. 6 is a bottom plan view thereof; and,  
FIG. 7 is a top plan view thereof.

**1 Claim, 6 Drawing Sheets**



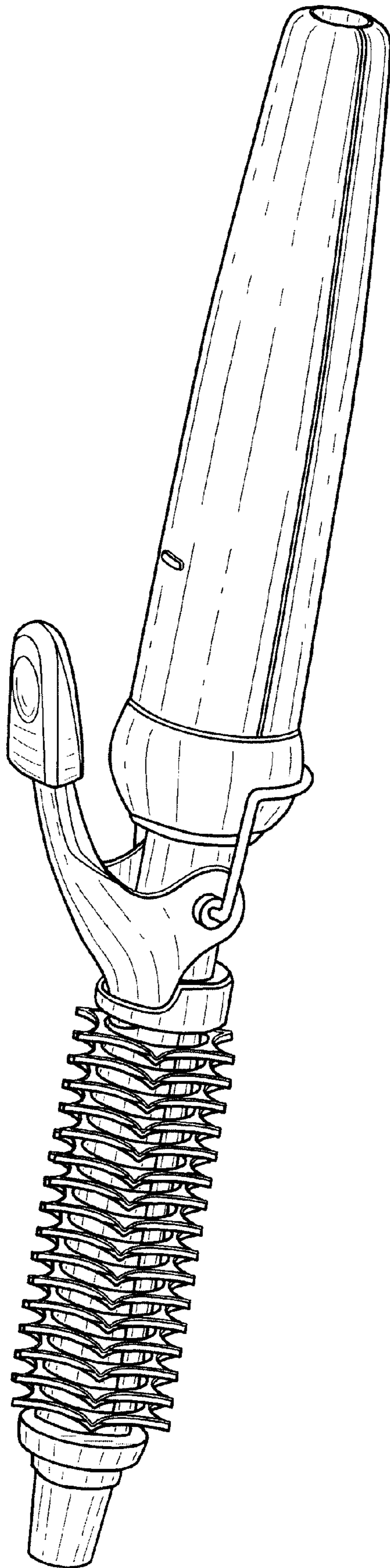


FIG. 1

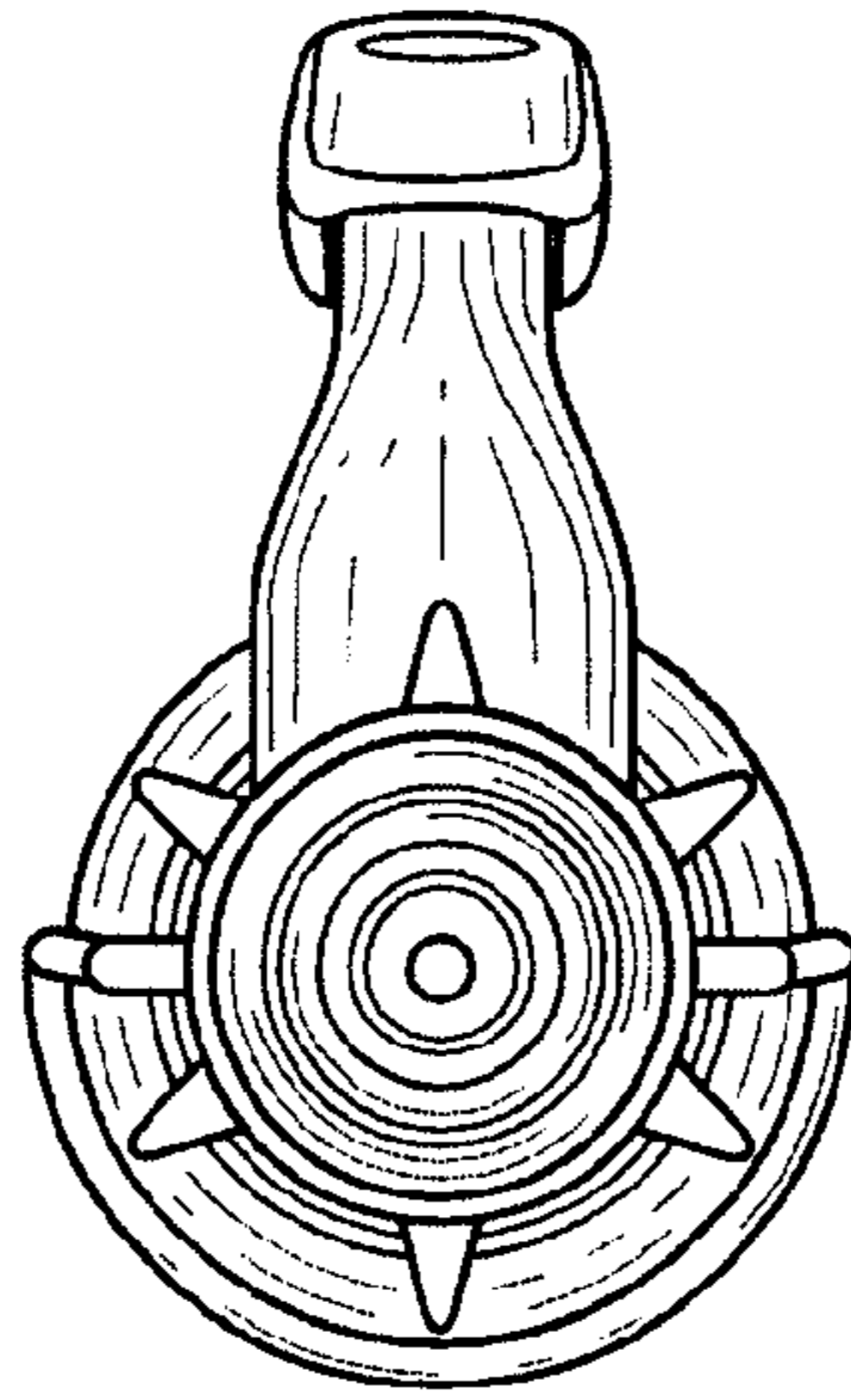


FIG. 2




FIG. 3




FIG. 4

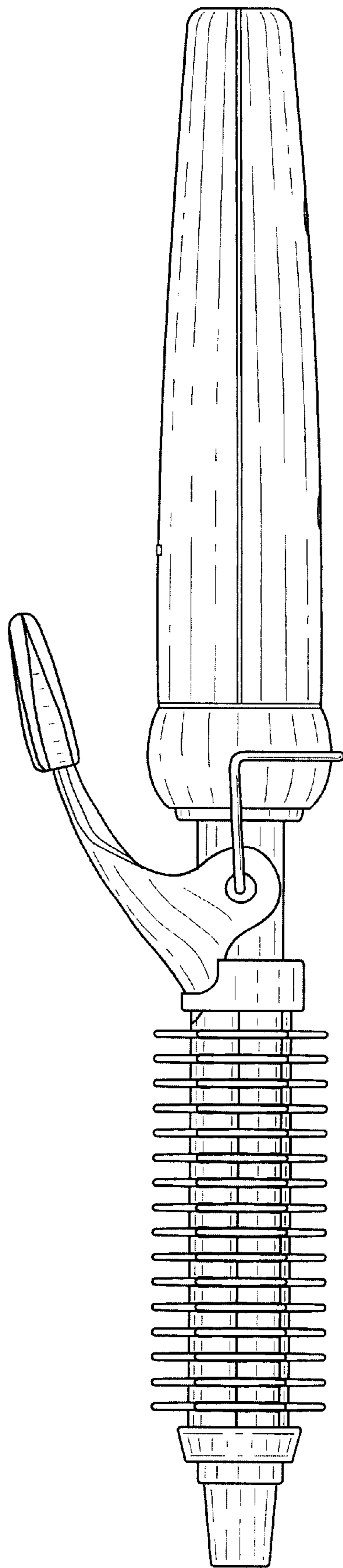


FIG. 5

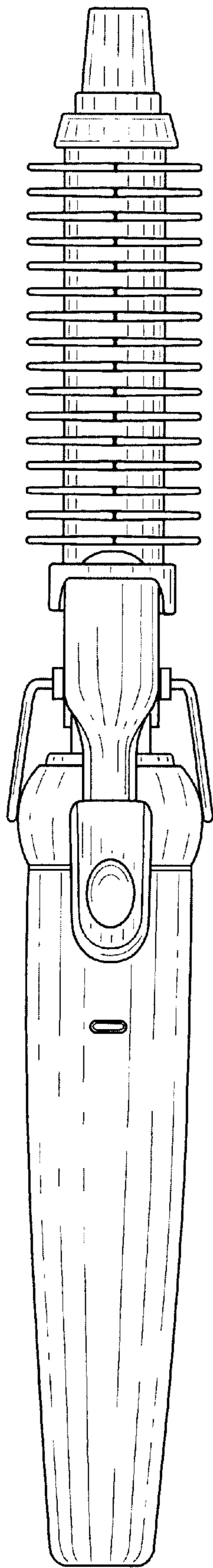


FIG. 6

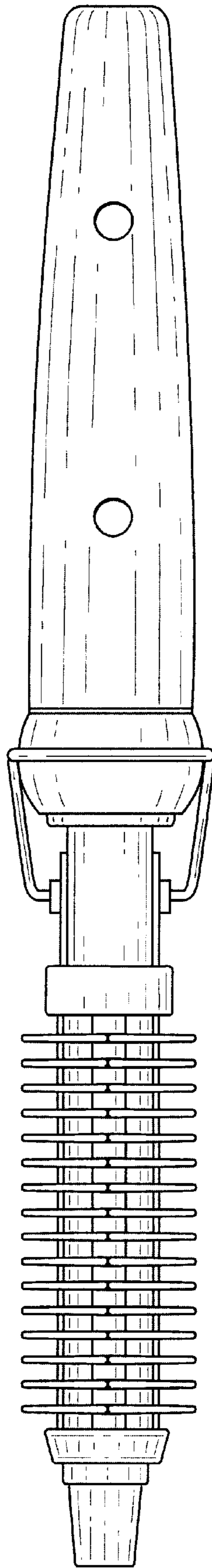


FIG. 7