



US00D455853S

(12) **United States Design Patent**
Henry et al.

(10) **Patent No.:** **US D455,853 S**

(45) **Date of Patent:** **** Apr. 16, 2002**

(54) **TOWER LIGHT AND SWIVEL ASSEMBLY**

(75) Inventors: **Keith P. Henry**, Maryville; **Darren S. Sheedy**, Greenback, both of TN (US)

(73) Assignee: **Mastercraft Boat Company, Inc.**, Vonore, TN (US)

(**) Term: **14 Years**

(21) Appl. No.: **29/143,459**

(22) Filed: **Jun. 15, 2001**

(51) **LOC (7) Cl.** **26-06**

(52) **U.S. Cl.** **D26/28**

(58) **Field of Search** D26/28-36, 80,
D26/81, 82, 83; 362/61, 80, 81, 82, 83,
267, 307, 311, 330-340, 362

(56) **References Cited**

U.S. PATENT DOCUMENTS

3,431,408	A	3/1969	Roosevelt	240/7.5
D367,332	S	* 2/1996	Reniger et al.	D26/28
D400,675	S	11/1998	Sopko	D26/35
D403,089	S	* 12/1998	Arribard	D26/28
D426,005	S	* 5/2000	Reniger et al.	D26/28
6,174,078	B1	1/2001	Ohm et al.	362/477

* cited by examiner

Primary Examiner—Marcus A. Jackson
(74) *Attorney, Agent, or Firm*—Fitzpatrick, Cella, Harper & Scinto

(57) **CLAIM**

The ornamental design for a tower light and swivel assembly, as shown and described.

DESCRIPTION

FIG. 1 is a perspective view of the tower light and swivel assembly;

FIG. 2 is a front view of the tower light and swivel assembly;


FIG. 3 is a top view of the tower light and swivel assembly;

FIG. 4 is a bottom view of the tower light and swivel assembly; and,

FIG. 5 is another perspective view of the tower light and swivel assembly.

In FIG. 5, the broken lines illustrate a boat with a tower mounted thereon, atop which the tower light and swivel assembly is mounted. Also shown in FIG. 5 in broken lines is a tow line extending from the tower light and swivel assembly. The broken line illustration of the boat, tower, and tow line do not form a part of the design for which protection is sought.

1 Claim, 3 Drawing Sheets






FIG. 1

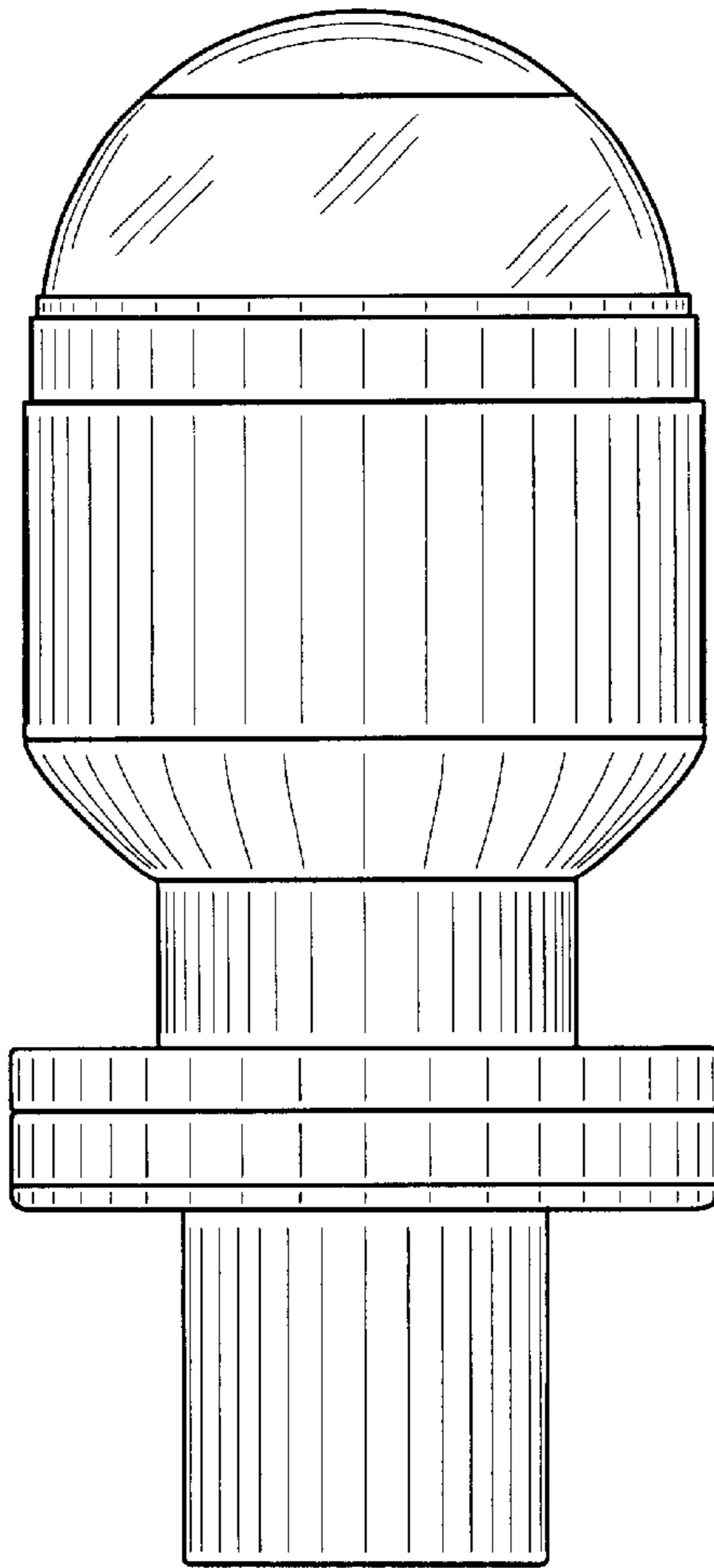


FIG. 2

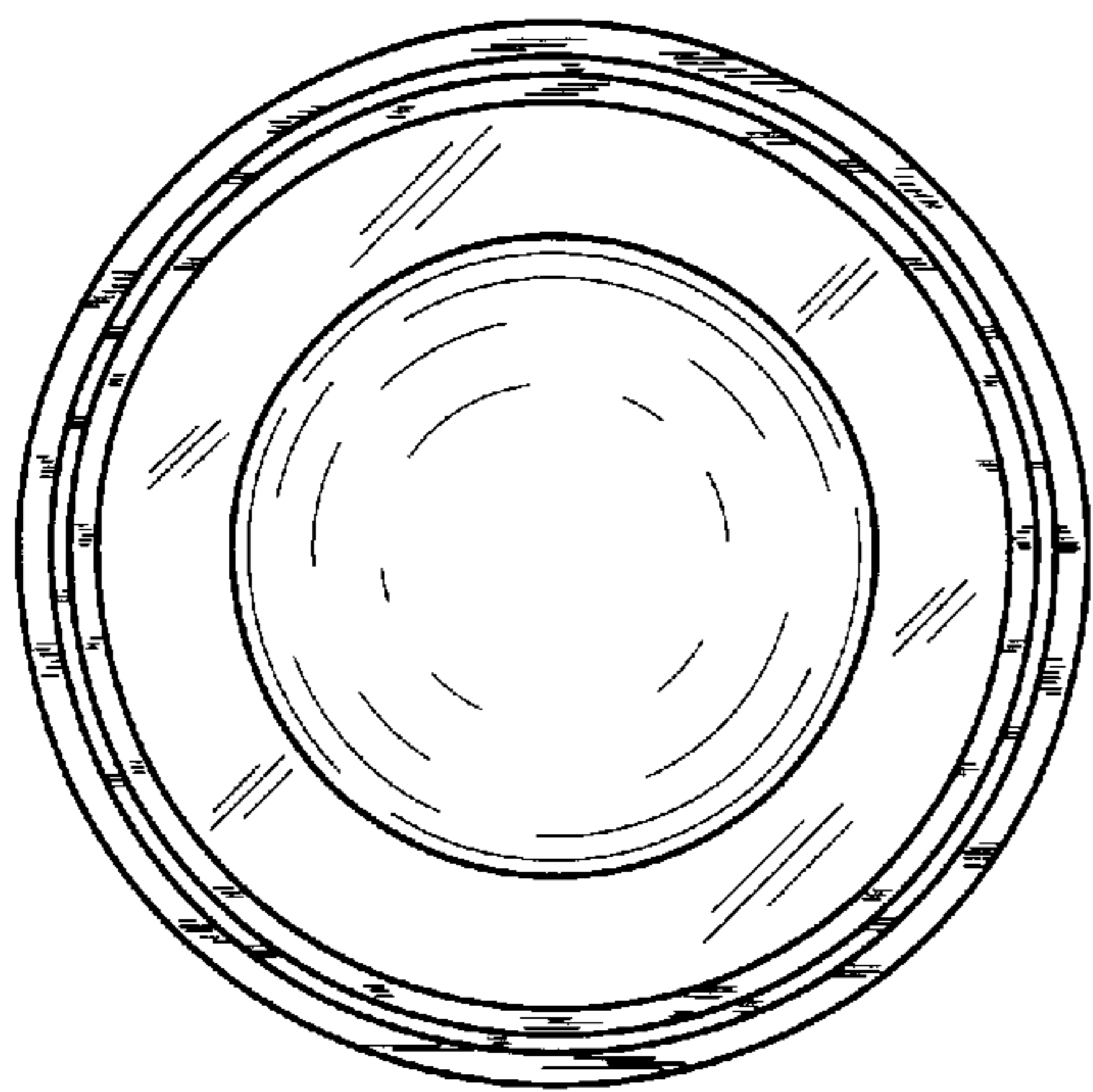


FIG. 3

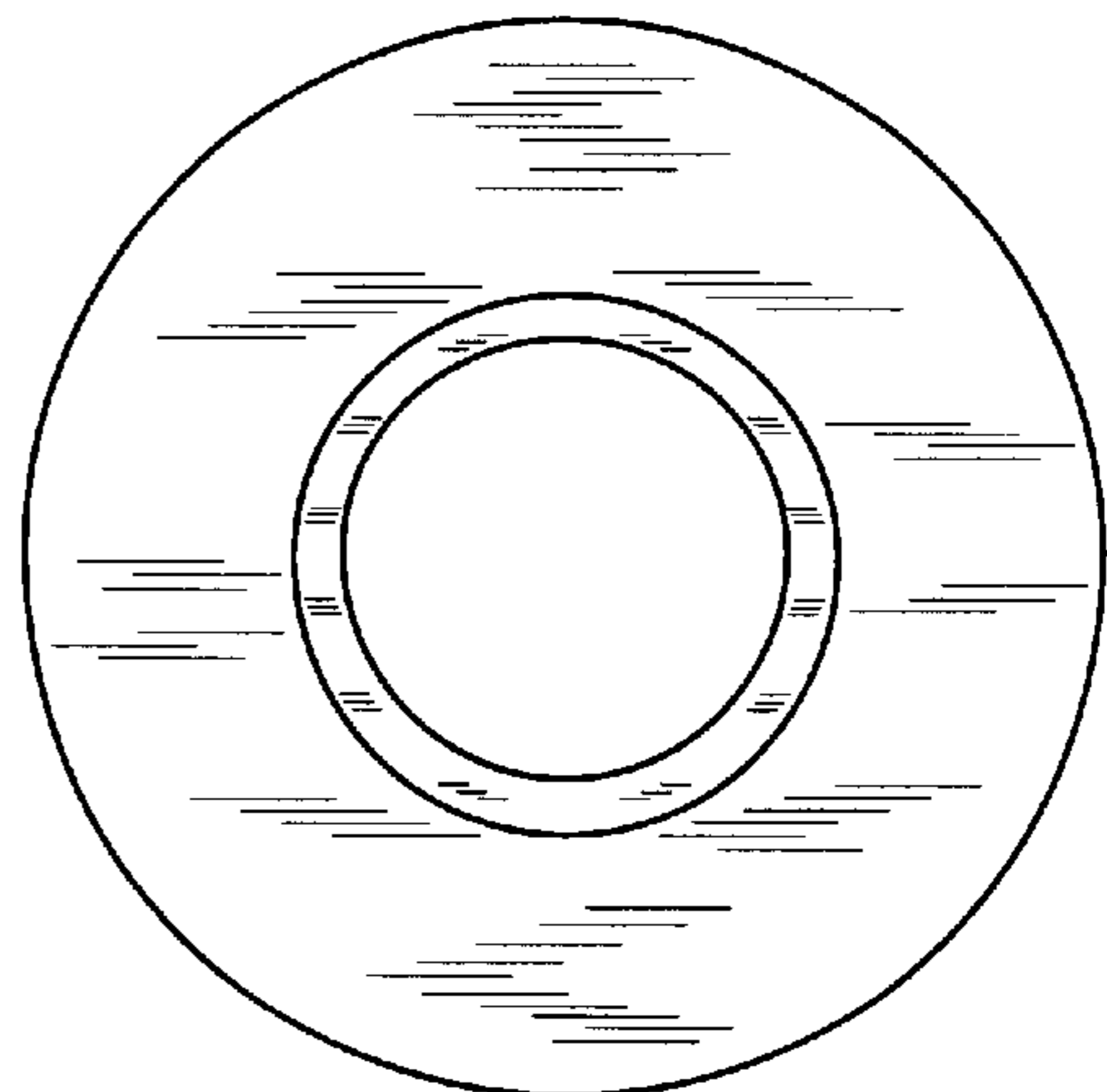


FIG. 4

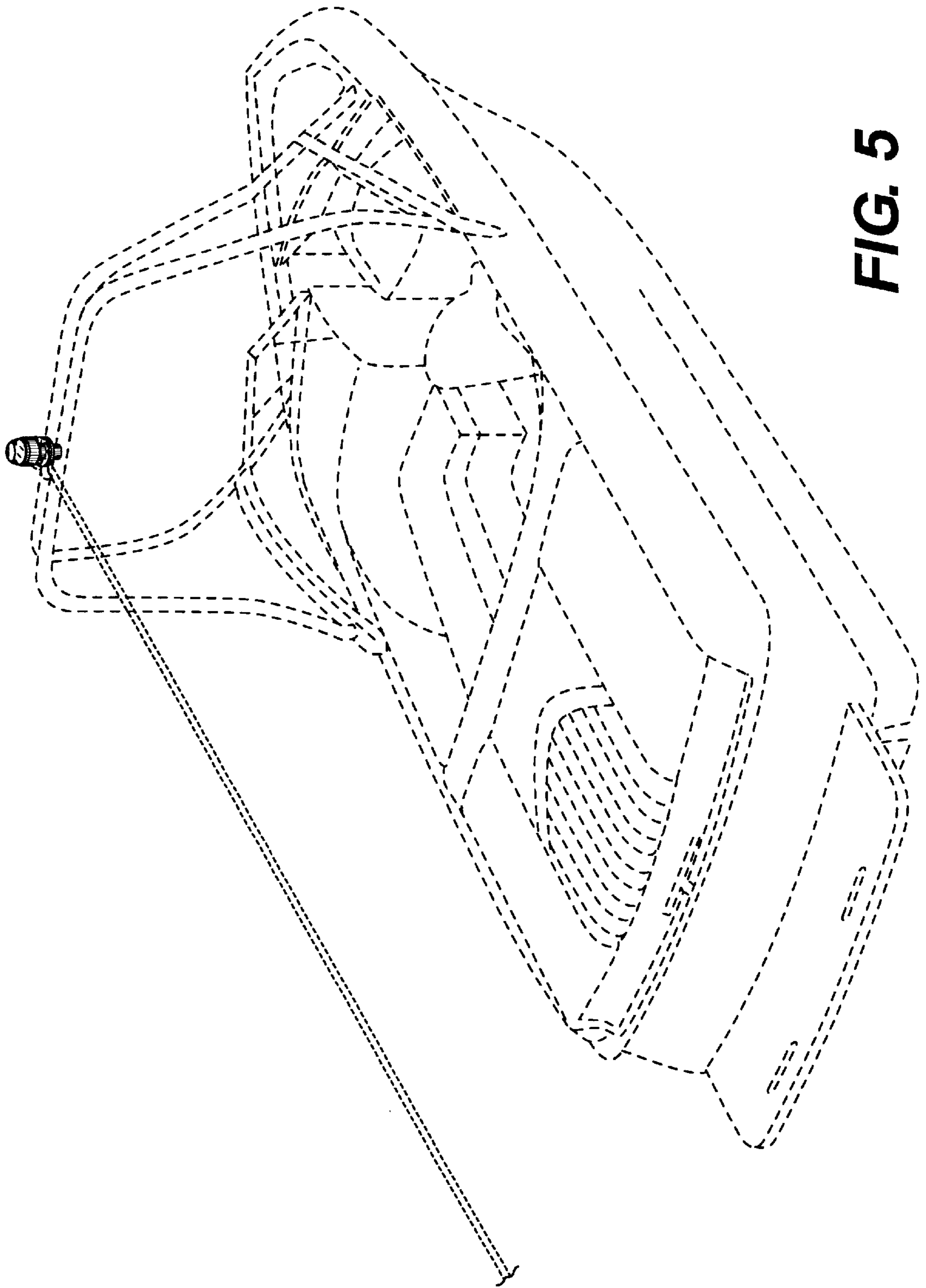


FIG. 5