



US00D455840S

(12) **United States Design Patent**
Richardson

(10) **Patent No.:** **US D455,840 S**

(45) **Date of Patent:** **** Apr. 16, 2002**

(54) **GARAGE SCREEN DOOR**

6,003,583 A 12/1999 Lacoste et al.

(76) Inventor: **Karen L Richardson**, 57 Deer Run Cir., San Jose, CA (US) 95136

* cited by examiner

Primary Examiner—Doris Clark

(**) Term: **14 Years**

(57) **CLAIM**

(21) Appl. No.: **29/136,918**

The ornamental design for a garage screen door, as shown and described.

(22) Filed: **Feb. 9, 2001**

(51) **LOC (7) Cl.** **25-02**

(52) **U.S. Cl.** **D25/53**

(58) **Field of Search** 160/95, 96, 97, 160/98, 99, 100, 201, 113, 368.1; D25/53

DESCRIPTION

FIG. 1 is a front elevational view of the garage screen door of the present invention, the rear view being a mirror image thereof;

FIG. 2 is a left side elevational view of the garage screen door of FIG. 1, the right view being a mirror image thereof; FIG. 3 is a top plan view of the garage screen door of FIG. 1;

FIG. 4 is a bottom plan view of the garage screen door of FIG. 1; and,

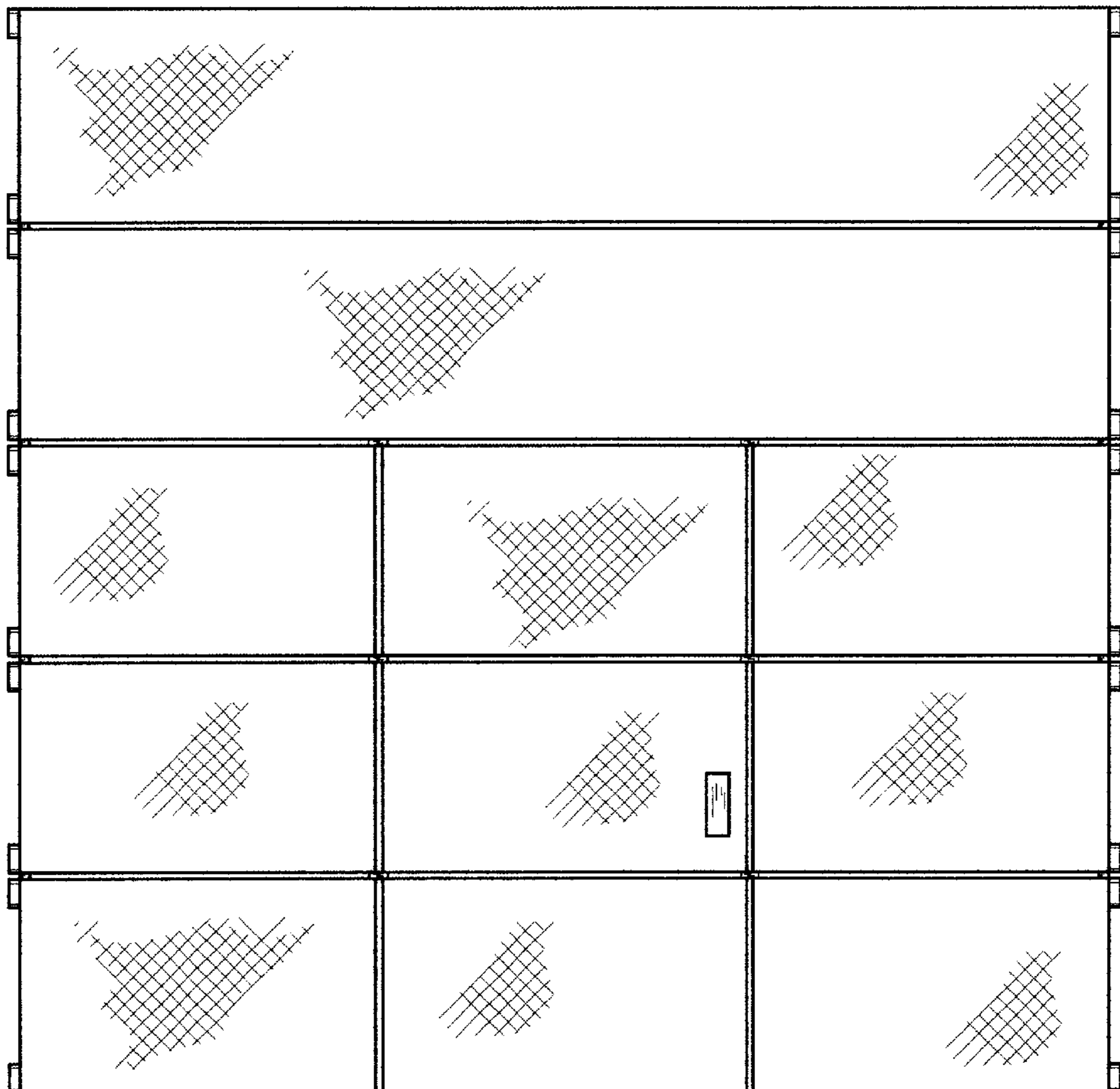
FIG. 5 is a front elevational view of an alternate embodiment of a garage screen door for a double door garage.

(56) **References Cited**

U.S. PATENT DOCUMENTS

4,231,412 A	*	11/1980	Nowak	160/113
4,653,566 A		3/1987	Miale		
4,846,241 A		7/1989	Chomka et al.		
D341,429 S		11/1993	Welch		
D375,365 S	*	11/1996	Kinkade et al.	D25/53
5,899,254 A		5/1999	Cook		
5,988,256 A		11/1999	Winters		

1 Claim, 4 Drawing Sheets



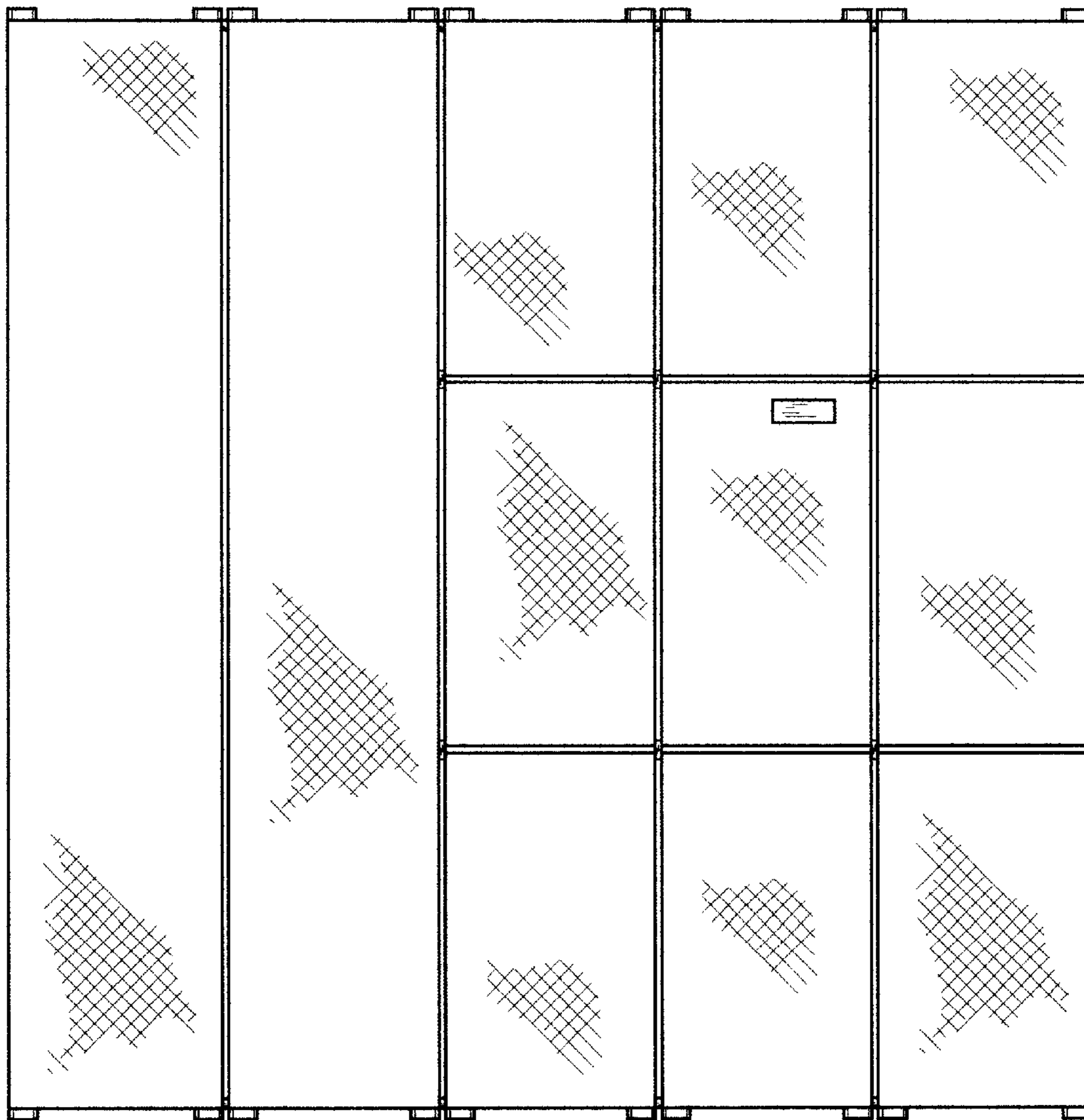


FIG. 1




FIG. 2



FIG. 3



FIG. 4

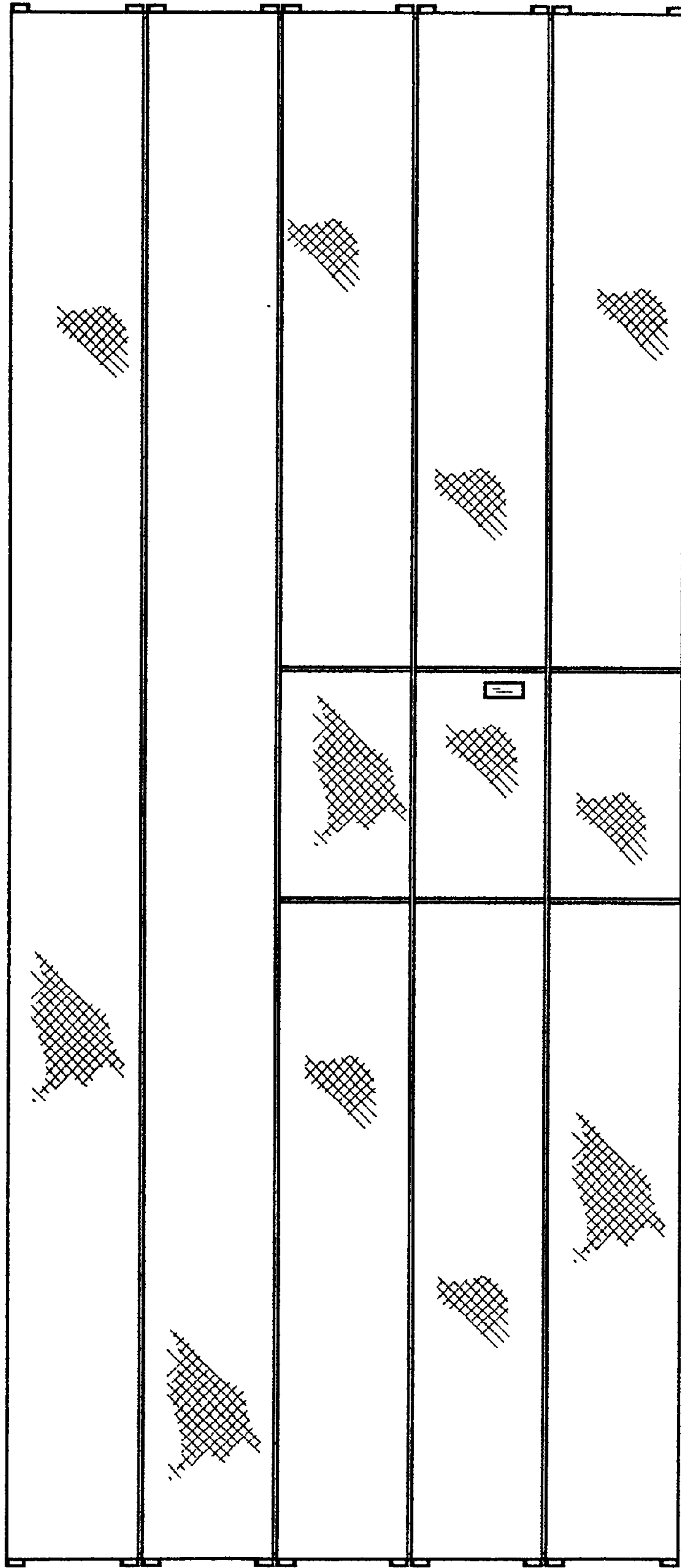


FIG. 5