



US00D455839S

(12) **United States Design Patent**
Pettit et al.

(10) **Patent No.:** **US D455,839 S**

(45) **Date of Patent:** **** Apr. 16, 2002**

(54) **PICKET FENCE SECTION**

D359,130 S * 6/1995 Northrop et al. D25/42
5,890,702 A * 4/1999 Lubore 256/24

(75) Inventors: **Fredrick M. Pettit**, Fonthill; **Laurie D. Higgins**, Hawkestone, both of (CA)

* cited by examiner

(73) Assignee: **GSW Inc.**, Toronto (CA)

Primary Examiner—Doris Clark

(**) Term: **14 Years**

(57) **CLAIM**

(21) Appl. No.: **29/136,009**

An ornamental design for a picket fence section, as shown.

(22) Filed: **Jan. 24, 2001**

DESCRIPTION

(51) **LOC (7) Cl.** **25-02**

(52) **U.S. Cl.** **D25/42**

(58) **Field of Search** D25/38, 42; 256/21,
256/22, 19

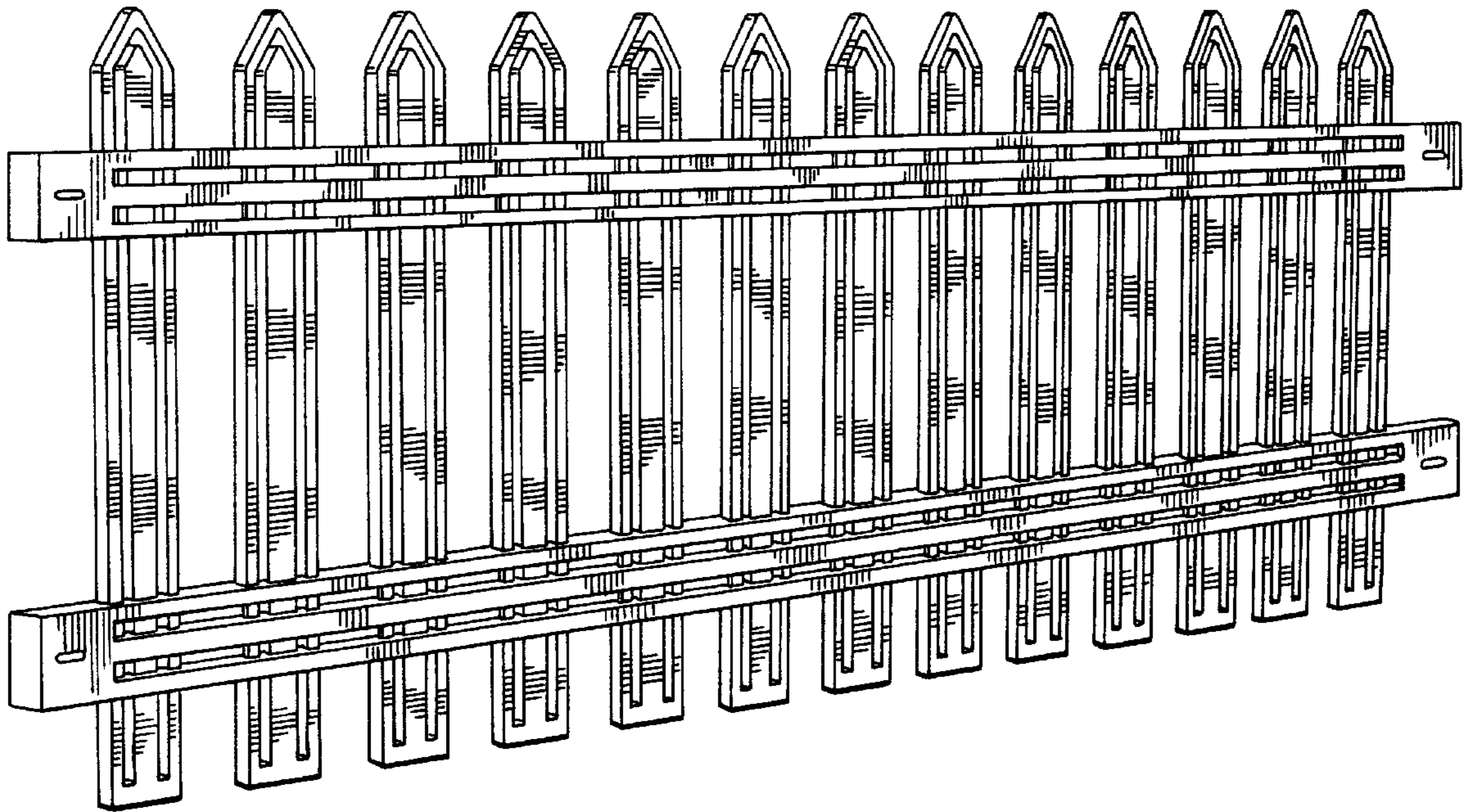
FIG. 1 is a perspective view of the picket fence section;
FIG. 2 is a side view of the picket fence section;
FIG. 3 is a top view of the picket fence section;
FIG. 4 is a bottom view of the picket fence section; and,
FIG. 5 is an end view of the picket fence section.

(56) **References Cited**

U.S. PATENT DOCUMENTS

3,212,754 A * 10/1965 Revell et al. 256/22

1 Claim, 3 Drawing Sheets



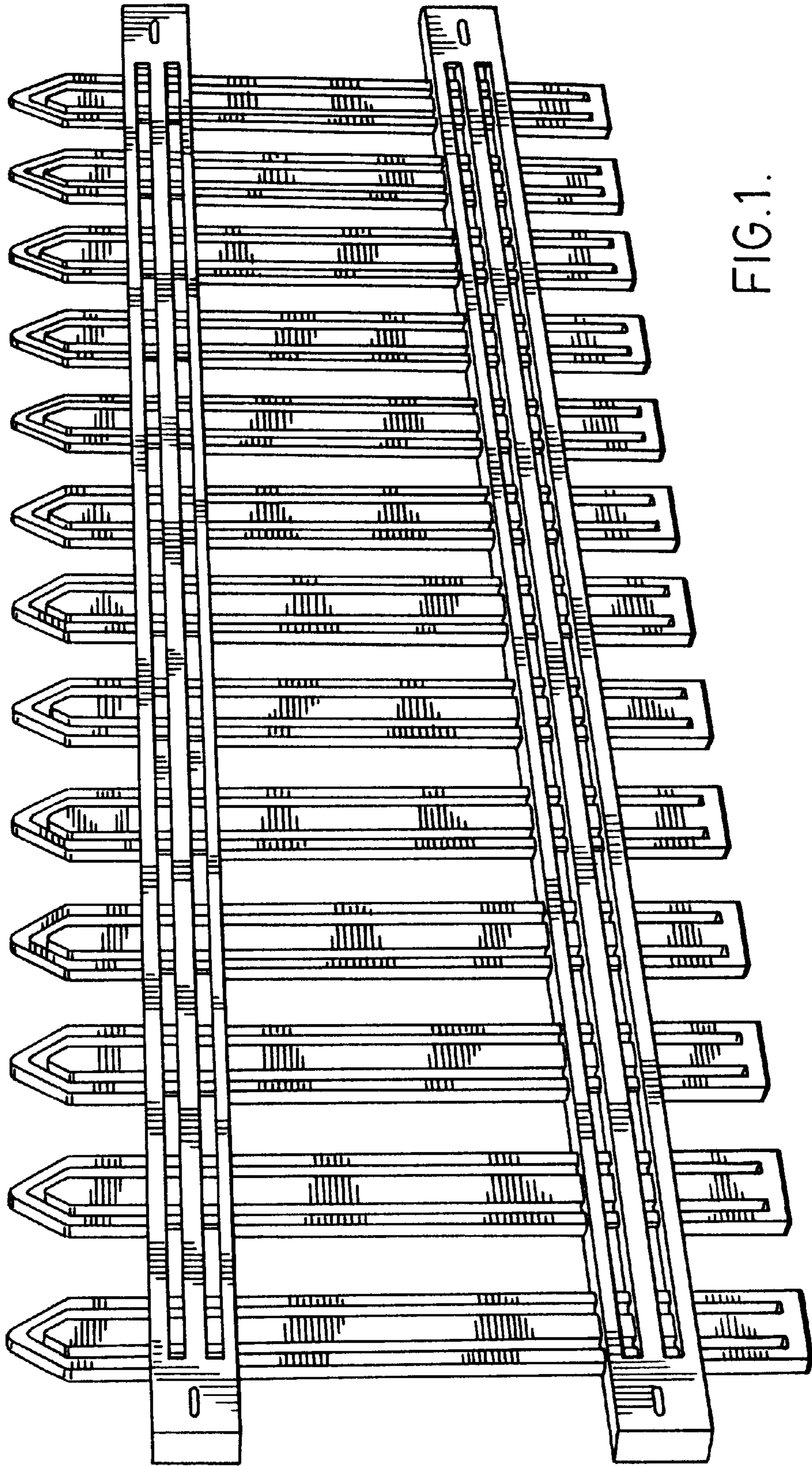


FIG. 1.

FIG. 2.

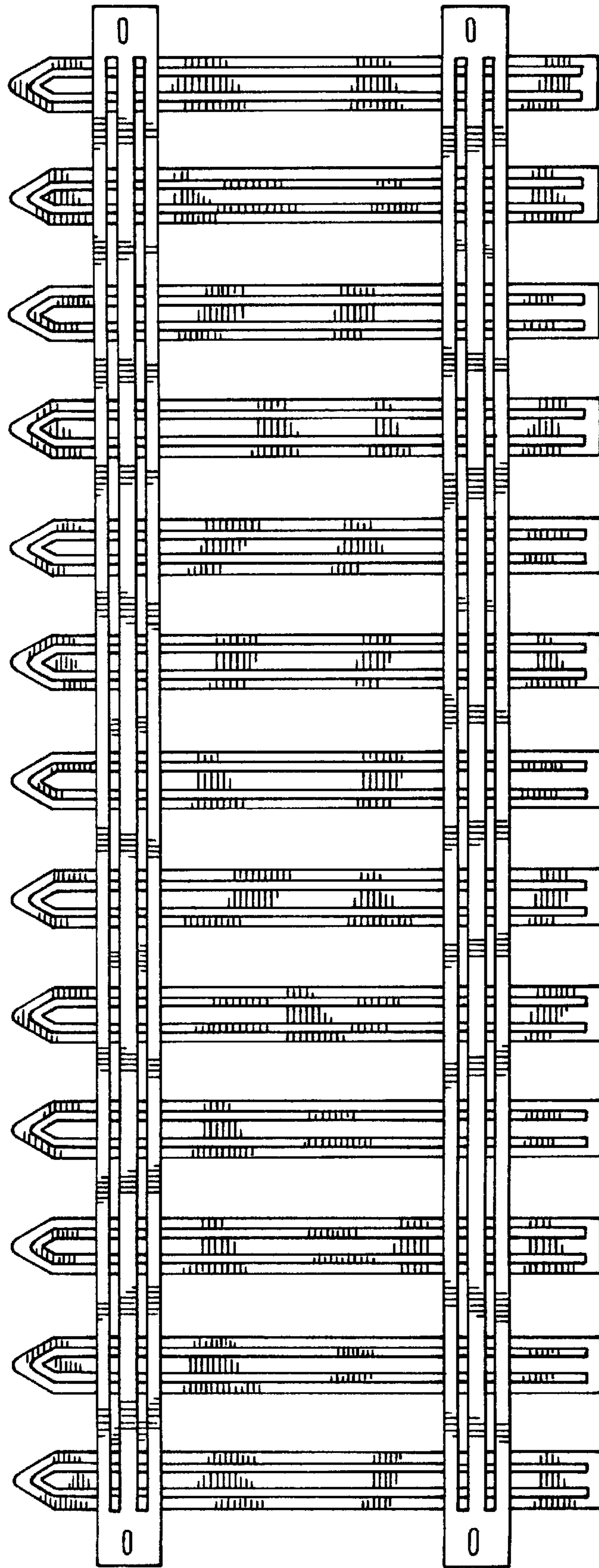




FIG. 3.



FIG. 4.




FIG. 5.