



US00D455824S

(12) **United States Design Patent**
Walker

(10) **Patent No.:** **US D455,824 S**

(45) **Date of Patent:** **** Apr. 16, 2002**

(54) **FAN FORCED HEATER**

(75) Inventor: **Mathias Walker**, Alosen (CH)

(73) Assignee: **Stadler Form Aktiengesellschaft**, Zug (CH)

(**) Term: **14 Years**

(21) Appl. No.: **29/128,805**

(22) Filed: **Sep. 1, 2000**

(51) **LOC (7) Cl.** **23-03**

(52) **U.S. Cl.** **D23/335**

(58) **Field of Search** D23/332, 335-341,
D23/381, 382; 312/236; 392/373-76, 360-62,
365-69, 422-25

(56) **References Cited**

U.S. PATENT DOCUMENTS

- D176,243 S * 12/1955 Beckett
- D397,192 S * 8/1998 Chiu et al. D23/332
- D413,660 S * 9/1999 Lee D23/332

- D421,650 S * 3/2000 Liao D23/382
- D437,036 S * 1/2001 Chen D23/337
- 6,215,956 B1 * 4/2001 Lee 392/440

* cited by examiner

Primary Examiner—B. J. Bullock

(74) *Attorney, Agent, or Firm*—Young & Thompson


(57) **CLAIM**

The ornamental design for a fan forced heater, as shown and described.

DESCRIPTION

FIG. 1 is a front and side perspective view of fan forced heater showing my new design;
 FIG. 2 is a front elevational view thereof;
 FIG. 3 is a side elevational view thereof from the left of FIG. 2, the side opposite that shown in FIG. 3 being the mirror image thereof;
 FIG. 4 is a rear elevational view thereof;
 FIG. 5 is a top plan view thereof; and,
 FIG. 6 is a bottom plan view thereof.

1 Claim, 6 Drawing Sheets






FIG. 1




FIG. 2

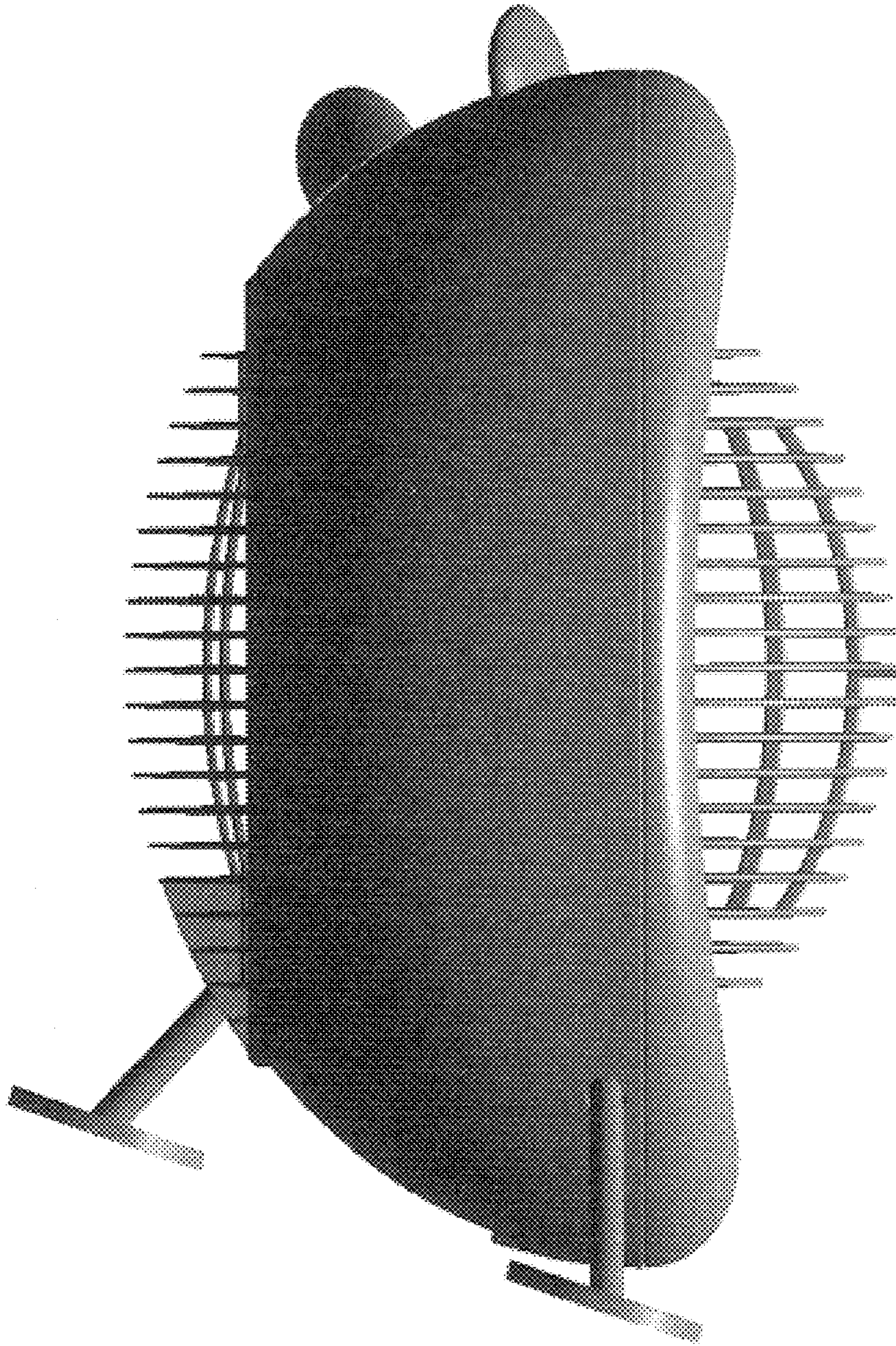


FIG. 3




FIG. 4




FIG. 5




FIG. 6