



US00D455799S

(12) **United States Design Patent**
Yamazaki

(10) **Patent No.:** **US D455,799 S**

(45) **Date of Patent:** **** Apr. 16, 2002**

(54) **CAR TOY**

(75) **Inventor:** **Tomohiro Yamazaki, Tokyo (JP)**

(73) **Assignee:** **Tomy Company, Ltd., Tokyo (JP)**

(**) **Term:** **14 Years**

(21) **Appl. No.:** **29/142,999**

(22) **Filed:** **Jun. 7, 2001**

(30) **Foreign Application Priority Data**

Dec. 8, 2000 (JP) 2000-035153

(51) **LOC (7) Cl.** **21-01**

(52) **U.S. Cl.** **D21/551**

(58) **Field of Search** D21/533, 548-551,
D21/561-563, 424, 433; D12/87, 88, 89,
91; 446/37, 163, 456, 462, 465, 470, 446;
280/828, 87.01

(56) **References Cited**

U.S. PATENT DOCUMENTS

D227,921 S * 7/1973 Tachi D21/551
D260,665 S * 9/1981 Yamashina D21/551

D410,260 S * 5/1999 Lun D21/548
D419,108 S * 1/2000 Lombardi et al. D12/88
D433,652 S * 11/2000 Vab Den Reek D12/86

OTHER PUBLICATIONS

Playmobil, P7, 1995.*
Paul's Model Art, P 42, 1995.*

* cited by examiner

Primary Examiner—Raphael Barkai
(74) *Attorney, Agent, or Firm*—Oliff & Berridge, PLC

(57) **CLAIM**

The ornamental design for car toy, as shown and described.

DESCRIPTION

FIG. 1 is a front perspective view of a car toy;
FIG. 2 is a front view thereof;
FIG. 3 is a rear view thereof;
FIG. 4 is a left-side view thereof;
FIG. 5 is a right-side view thereof;
FIG. 6 is a top view thereof;
FIG. 7 is a bottom view thereof; and,
FIG. 8 is a rear perspective view thereof.

1 Claim, 4 Drawing Sheets




FIG. 1




FIG. 2




FIG. 3




FIG. 4




FIG. 5




FIG. 6

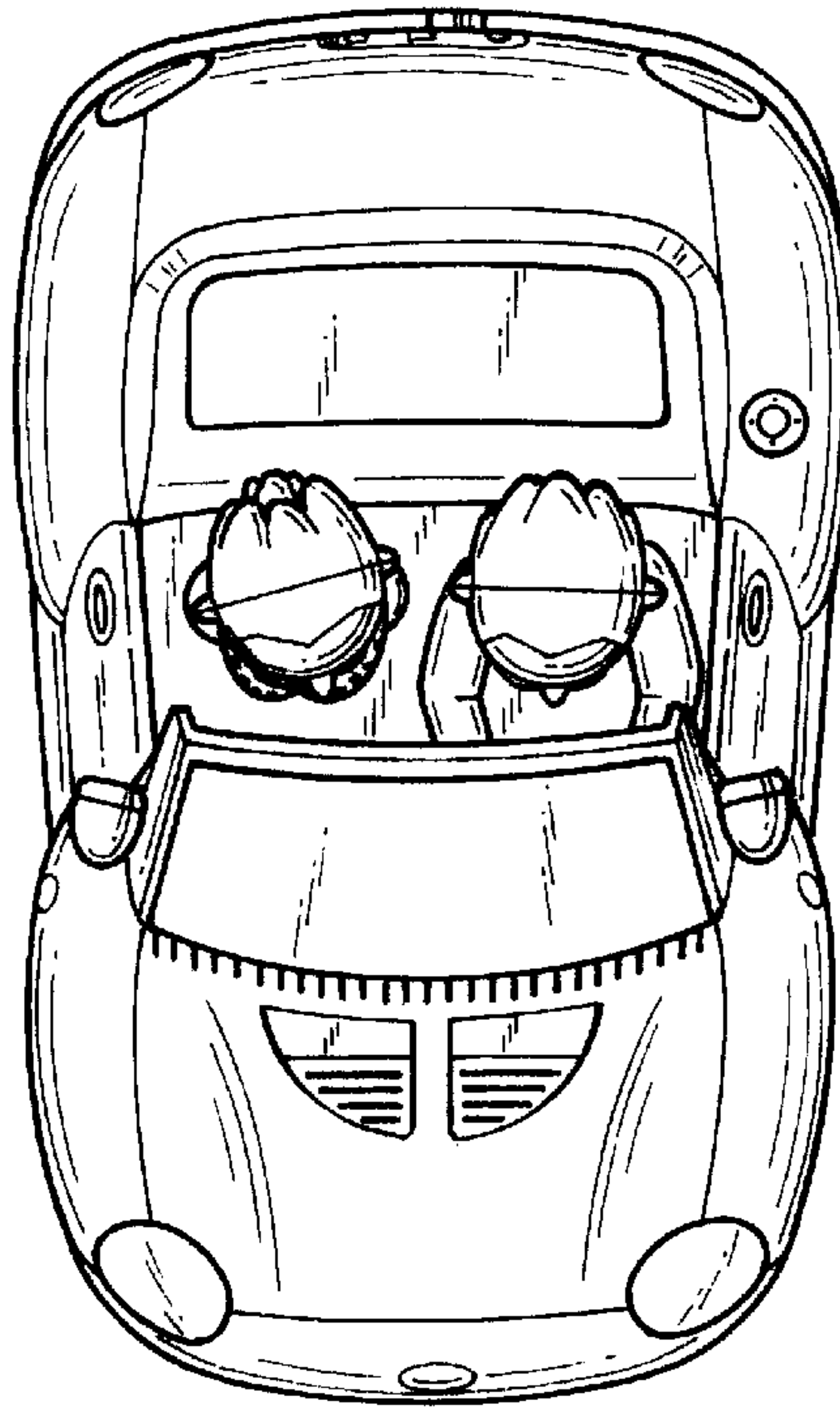


FIG. 7

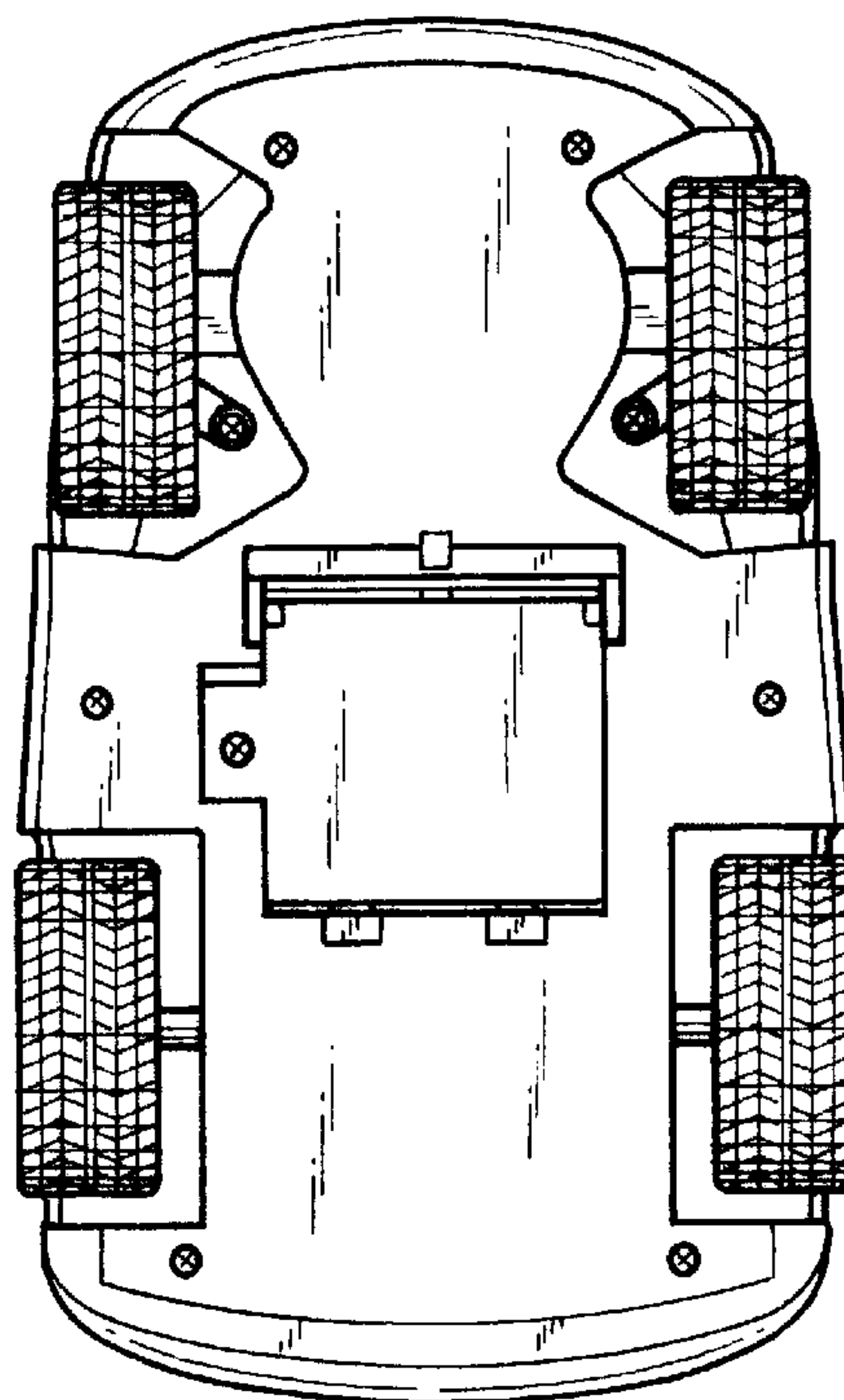


FIG. 8

