



US00D455748S

(12) **United States Design Patent**  
**Yamada**

(10) **Patent No.:** **US D455,748 S**

(45) **Date of Patent:** **\*\* Apr. 16, 2002**

(54) **LCD MONITOR**

D403,309 S \* 12/1998 Takemasa et al. .... D14/374  
6,028,765 A \* 2/2000 Swindler et al. .... 361/683

(75) Inventor: **Kunio Yamada**, Hyogo (JP)

**OTHER PUBLICATIONS**

(73) Assignee: **Matsushita Electric Industrial Co., Ltd.**, Osaka (JP)

Litton, "Mobile Vu" home page, www.mobilevu.com, Jan. 2000.

(\*\*) Term: **14 Years**

Sunview "Mobile Data System" home page, www.data911.com/dnmds.htm, Jul. 10, 2000.

(21) Appl. No.: **29/136,048**

\* cited by examiner

(22) Filed: **Jan. 23, 2001**

*Primary Examiner*—Freda Nunn

(30) **Foreign Application Priority Data**

(74) *Attorney, Agent, or Firm*—Christensen O'Connor Johnson Kindness PLLC

Jul. 25, 2000 (JP) ..... 2000-020330

(57) **CLAIM**

(51) **LOC (7) Cl.** ..... **14-02**

The ornamental design for a LCD monitor, as shown and described.

(52) **U.S. Cl.** ..... **D14/374**

(58) **Field of Search** ..... D14/371, 374,  
D14/379, 382, 336, 337, 125-129; 341/12;  
348/180, 184, 325, 739; 345/104, 156,  
168, 173, 87; 349/1, 2, 11; 361/680-686

**DESCRIPTION**

(56) **References Cited**

FIG. 1 is a perspective view of the top, front and right side of a LCD monitor showing my new design;  
FIG. 2 is a front view thereof;  
FIG. 3 is a rear view thereof;  
FIG. 4 is a top plan view thereof;  
FIG. 5 is a bottom view thereof;  
FIG. 6 is a left side view thereof; and,  
FIG. 7 is a right side view thereof.

**U.S. PATENT DOCUMENTS**

D355,896 S \* 2/1995 Gaultier ..... D14/341  
D356,548 S \* 3/1995 Bottcher et al. .... D14/341  
D361,755 S \* 8/1995 Frank et al. .... D14/341  
D363,468 S \* 10/1995 Mieki et al. .... D14/342  
5,574,625 A \* 11/1996 Ohgami et al. .... 361/684

**1 Claim, 4 Drawing Sheets**




Fig. 1




Fig. 2

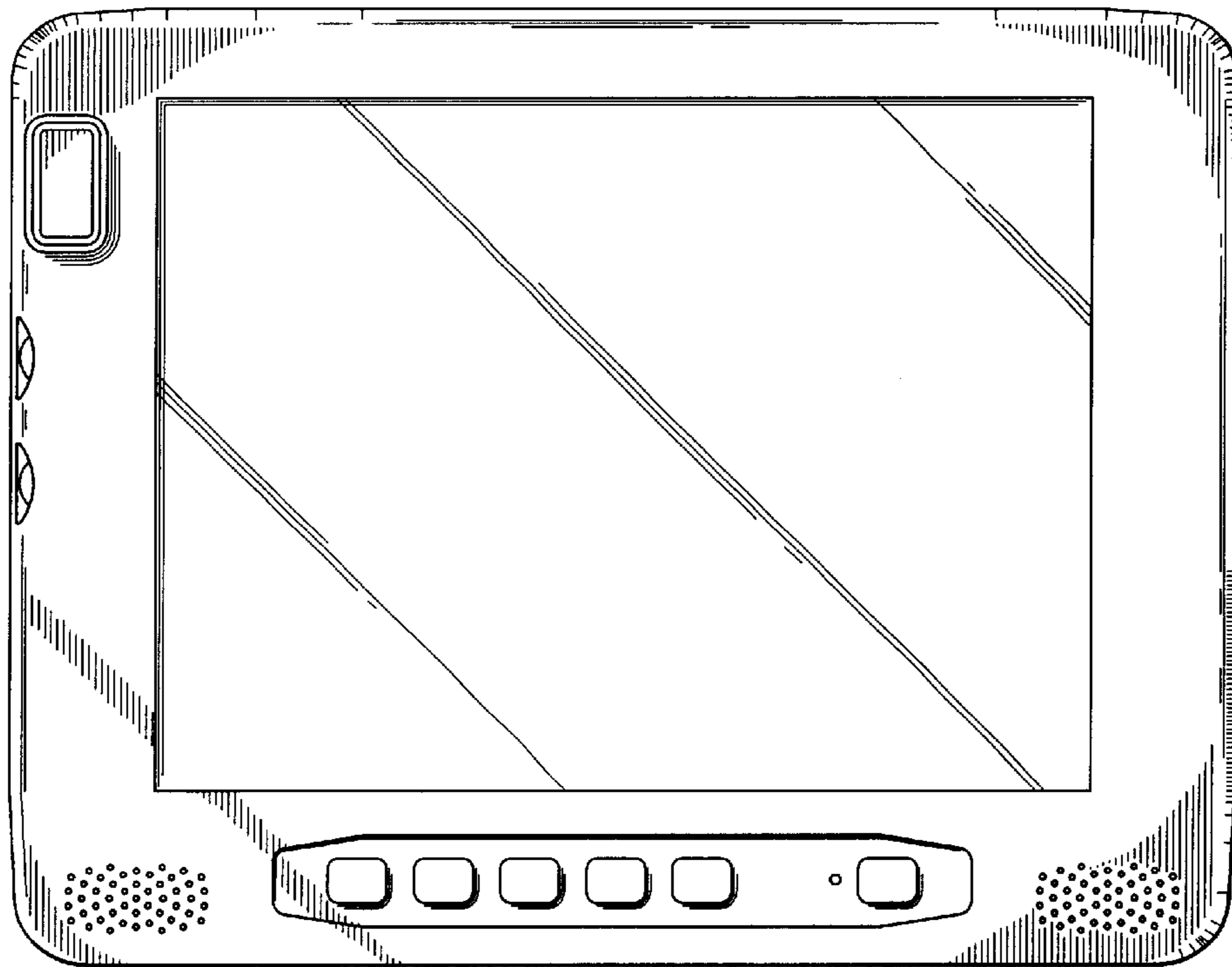


Fig. 3

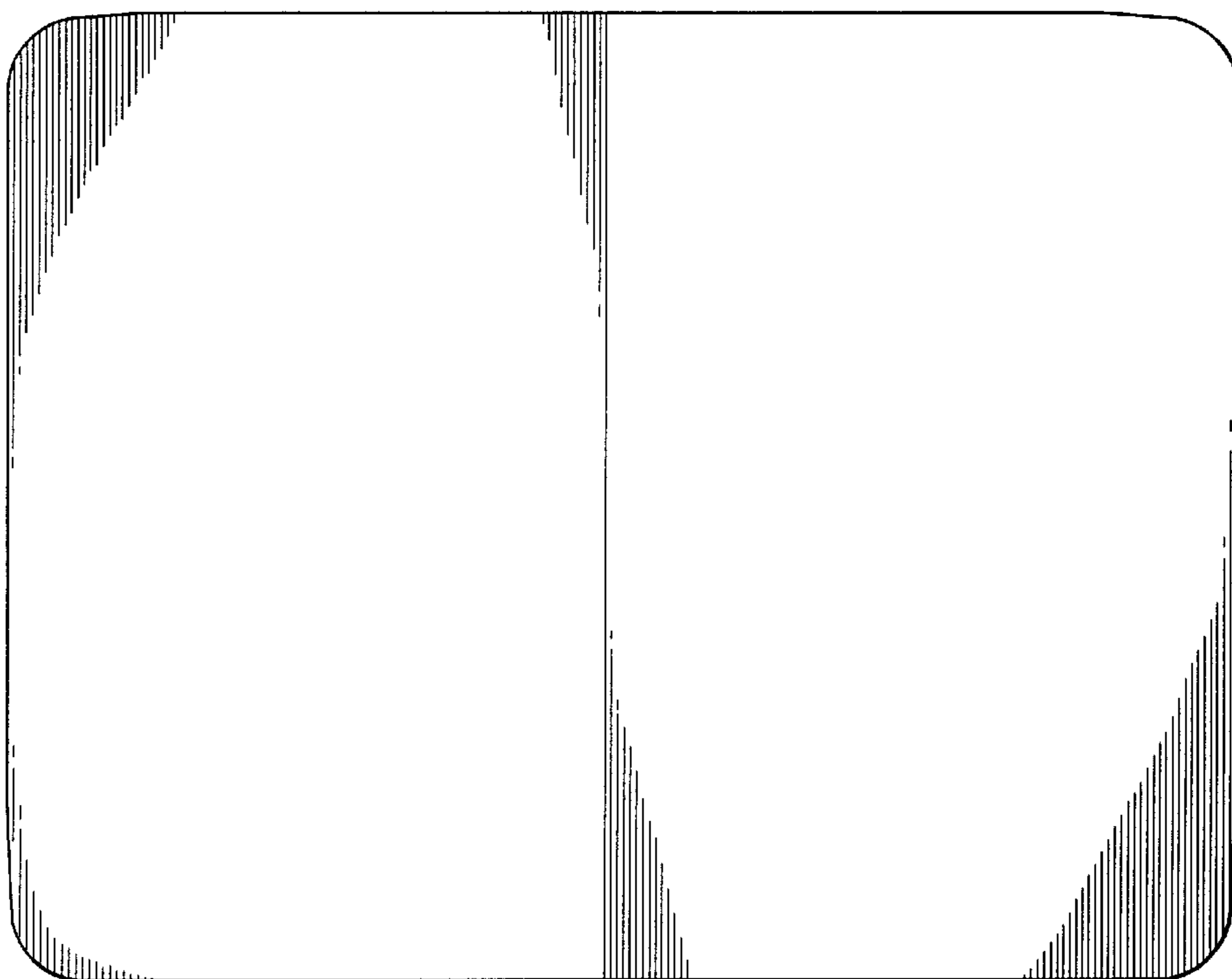


Fig. 4




Fig. 5

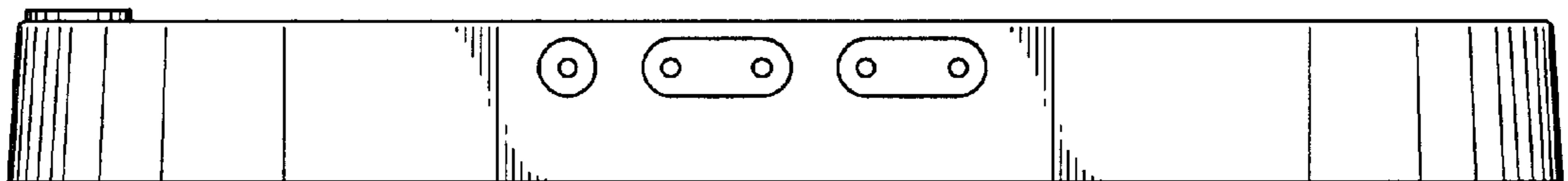


Fig. 6

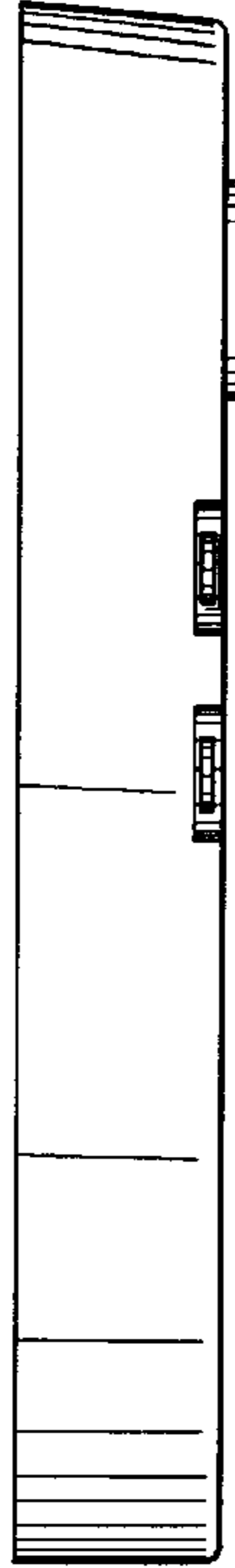


Fig. 7

