



US00D455740S

(12) **United States Design Patent**
Salmi et al.

(10) **Patent No.:** **US D455,740 S**

(45) **Date of Patent:** **** Apr. 16, 2002**

(54) **FRONT COVER FOR A HANDSET**
(75) Inventors: **Pertti Salmi**, Oulu (FI); **Jeffrey Higashi**, San Pedro, CA (US); **Jamie Langford**, Grapevine; **Duncan Burns**, Dallas, both of TX (US); **Frank Nuovo**, Los Angeles, CA (US)

(73) Assignee: **Nokia Mobile Phones Ltd.**, Espoo (FI)

(**) Term: **14 Years**

(21) Appl. No.: **29/138,034**

(22) Filed: **Mar. 2, 2001**

(51) **LOC (7) Cl.** **14-03**

(52) **U.S. Cl.** **D14/248**

(58) **Field of Search** D14/137, 138, D14/218, 147-148, 247-249, 144, 455, 456, 341-347, 338-340, 399, 426, 387, 429, 453; 379/433.01-433.13, 434, 419, 420.01-420.04, 428.01-428.02, 440, 368-370; 455/550-575, 90; D13/168, 103; D18/2, 7, 12

(56) **References Cited**

U.S. PATENT DOCUMENTS

D396,713 S * 8/1998 Nuovo et al. D14/138
D398,930 S * 9/1998 Nuovo et al. D14/250
D398,931 S * 9/1998 Nuovo et al. D14/250
D405,785 S * 2/1999 Vuolteenaho D14/138
5,867,772 A * 2/1999 Jonsson et al. 455/90

D406,583 S * 3/1999 Phillips et al. D14/138
D406,585 S * 3/1999 Vuolteenaho et al. D14/138
D411,205 S * 6/1999 Frye et al. D14/250
D415,489 S * 10/1999 Ke D14/138
5,982,881 A * 11/1999 Mischenko 379/433
D420,680 S * 2/2000 Curtis D14/248
D422,585 S * 4/2000 Ng et al. D14/137
D422,597 S * 4/2000 Finkbeiner D14/248
D425,057 S * 5/2000 Finkbeiner D14/138
D425,074 S * 5/2000 Frye et al. D14/248
D428,001 S * 7/2000 Curtis D14/248
D428,401 S * 7/2000 Curtis D14/138
D429,490 S * 8/2000 Collins et al. D14/248
D429,491 S * 8/2000 Finkbeiner D14/248
D443,607 S * 6/2001 Kolinen D14/248
D445,102 S * 7/2001 Lai D14/138
D448,022 S * 9/2001 Higashi et al. D14/248

* cited by examiner

Primary Examiner—Jeffrey Asch

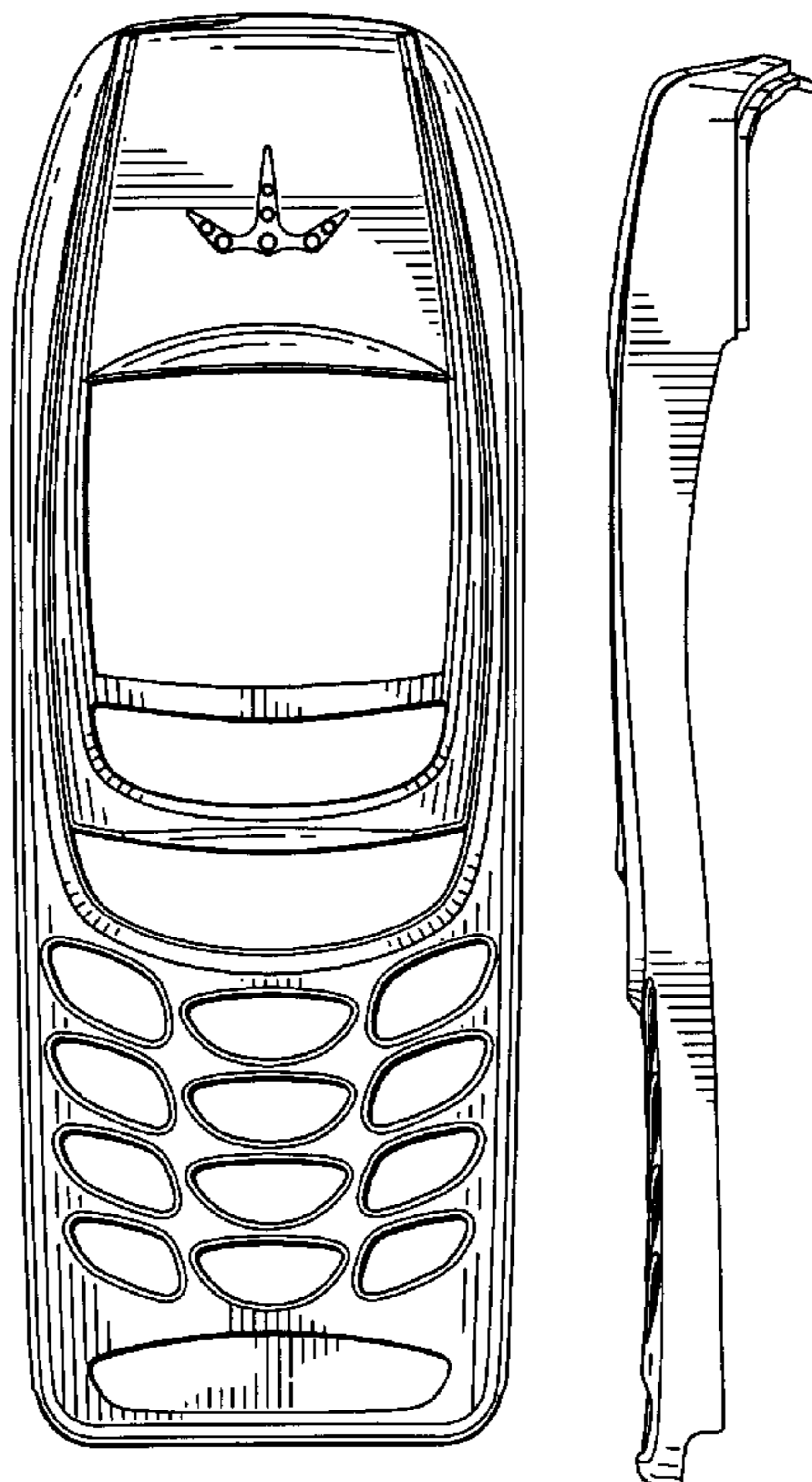
(57) **CLAIM**

We claim the ornamental design for the front cover for a handset, as shown.

DESCRIPTION

FIG. 1 is a top plan view of the front cover for a handset; FIG. 2 is a left side view thereof; FIG. 3 is a front view thereof; FIG. 4 is a right side view thereof; FIG. 5 is a bottom plan view thereof; and, FIG. 6 is a perspective front view thereof.

1 Claim, 2 Drawing Sheets



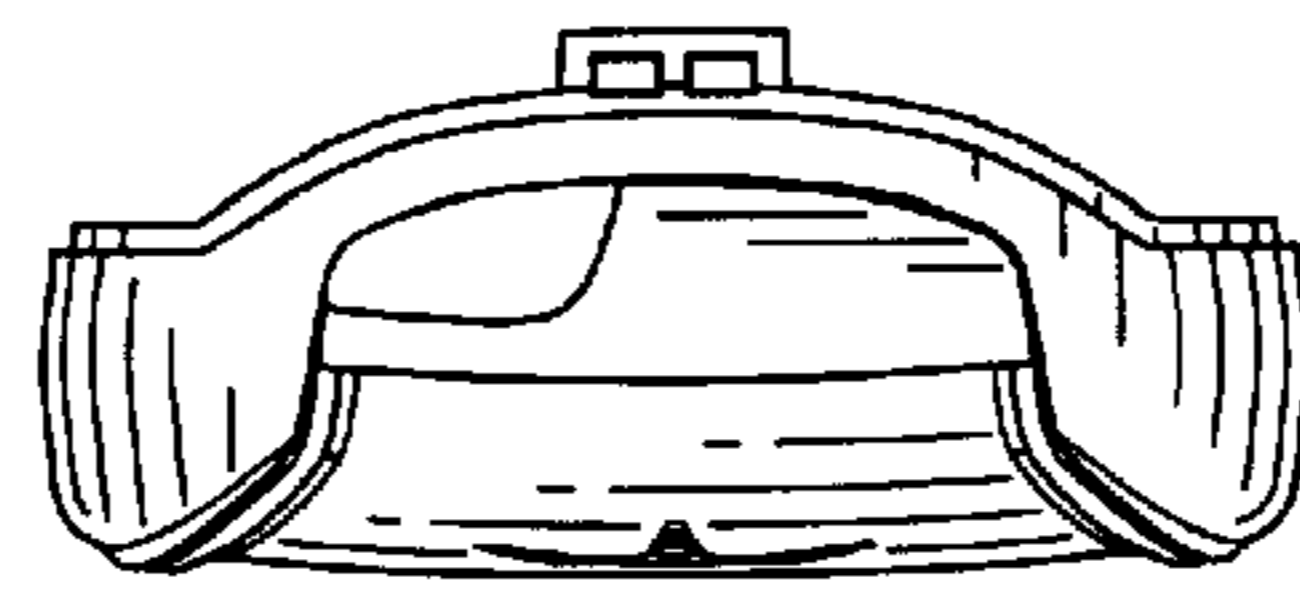


FIG. 1



FIG. 2

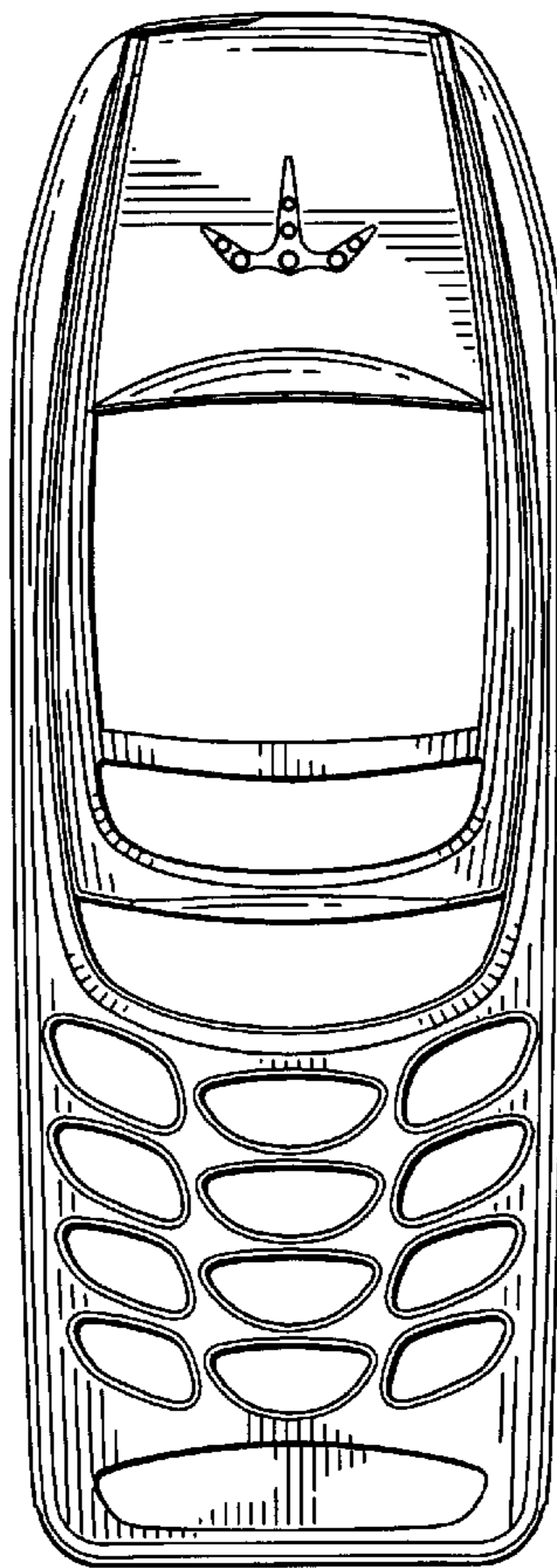


FIG. 3



FIG. 4

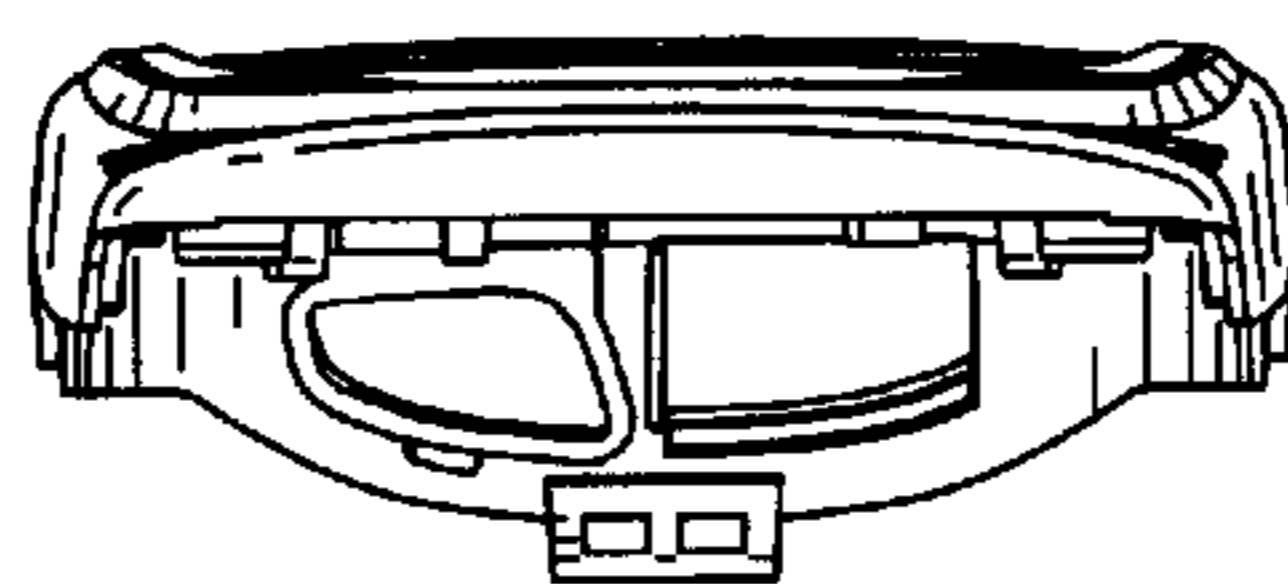


FIG. 5

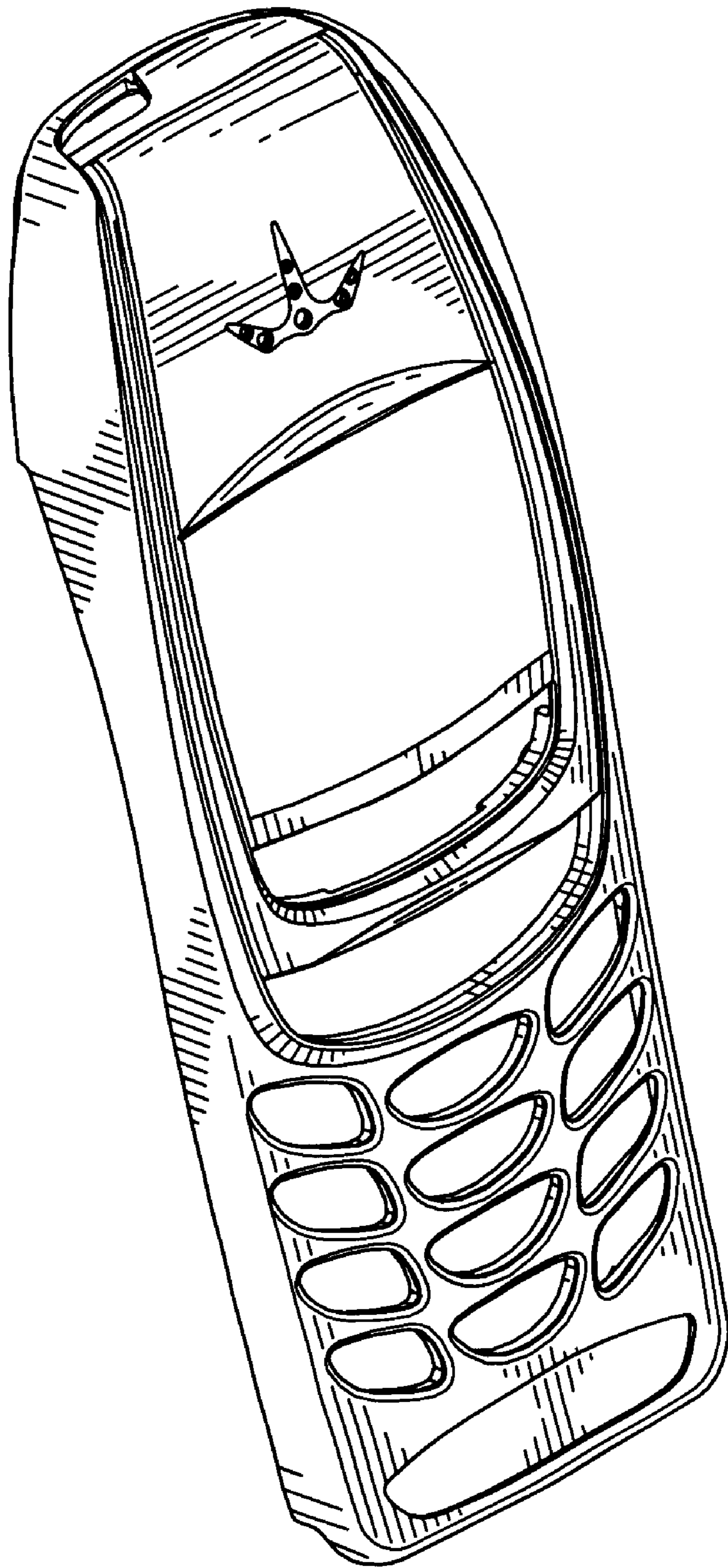


FIG. 6