



US00D455730S

(12) **United States Design Patent**
Hakim-Nelson

(10) **Patent No.:** **US D455,730 S**

(45) **Date of Patent:** **** Apr. 16, 2002**

(54) **WATER-RESISTANT CALL RECEIVER**

5,713,466 A 2/1998 Tajima
D403,676 S * 1/1999 Acheid et al. D14/191
D416,257 S * 11/1999 Simmons D14/191

(76) Inventor: **Batina Hakim-Nelson**, P.O. Box 78823,
Los Angeles, CA (US) 90016-0823

(**) Term: **14 Years**

* cited by examiner

Primary Examiner—Prabhakar Deshmukh

(21) Appl. No.: **29/140,120**

(57) **CLAIM**

(22) Filed: **Apr. 12, 2001**

The ornamental design for a water-resistant call receiver, as shown and described.

(51) **LOC (7) Cl.** **14-03**

(52) **U.S. Cl.** **D14/191**

(58) **Field of Search** D14/188, 191,
D14/192, 257; 455/90, 92, 100, 128, 130,
344, 351; 340/311.1, 850; 367/131, 132;
381/69, 88; 206/305, 320

DESCRIPTION

(56) **References Cited**


U.S. PATENT DOCUMENTS

4,584,718 A * 4/1986 Fuller 455/351
4,901,852 A * 2/1990 King 206/320
5,025,921 A * 6/1991 Gasparaitis et al. 206/320
5,175,873 A 12/1992 Goldenberg et al.
D338,201 S 8/1993 Scheid et al.
D342,736 S 12/1993 Scheid et al.
5,471,667 A 11/1995 Yamada
D375,099 S * 10/1996 Khoo D14/191
5,625,688 A 4/1997 Ford et al.
D382,561 S * 8/1997 Khoo et al. D14/191

FIG. 1 is a front elevational view of the water-resistant call receiver of the present invention;
FIG. 2 is a rear elevational view of the water-resistant call receiver of FIG. 1;
FIG. 3 is a left side elevational view of the water-resistant call receiver of FIG. 1;
FIG. 4 is a right side elevational view of the water-resistant call receiver of FIG. 1;
FIG. 5 is a top plan view of the water-resistant call receiver of FIG. 1; and,
FIG. 6 is a bottom plan view of the water-resistant call receiver of FIG. 1.

The broken lines showing of letters, numbers, and symbols in FIG. 1 are for illustrative purposes only and form no part of the claimed design.

1 Claim, 2 Drawing Sheets



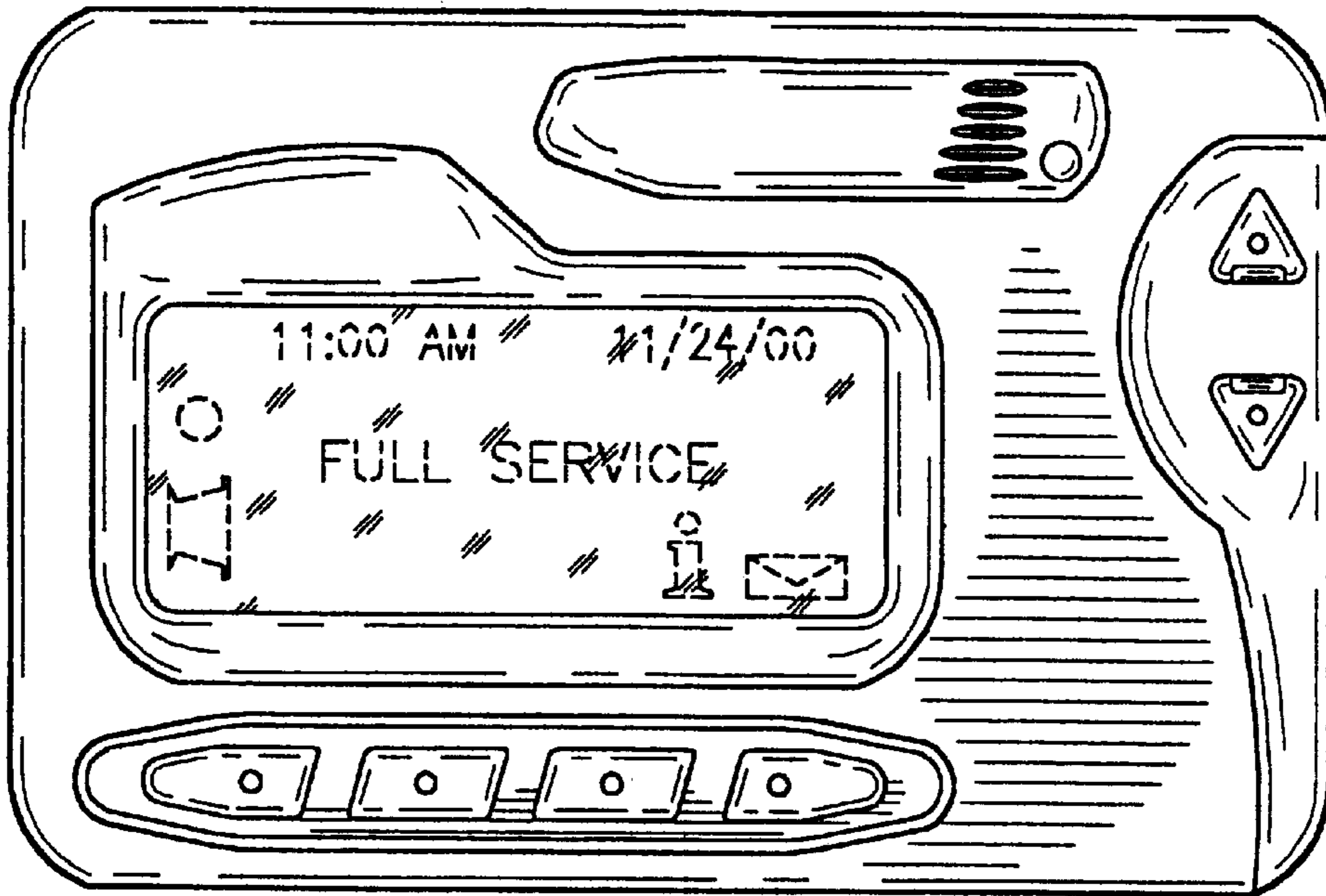


Fig. 1




Fig. 2

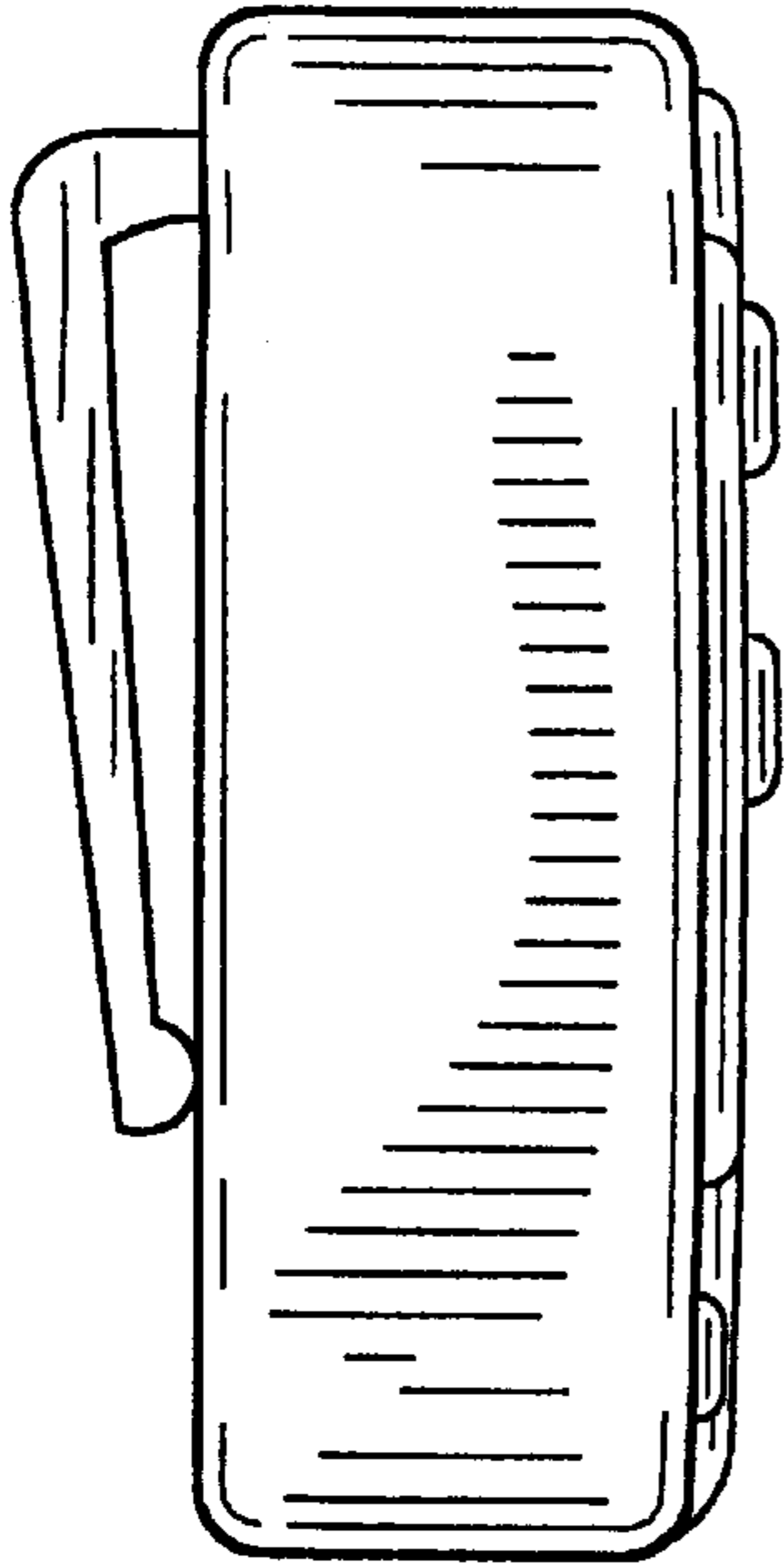


Fig. 3

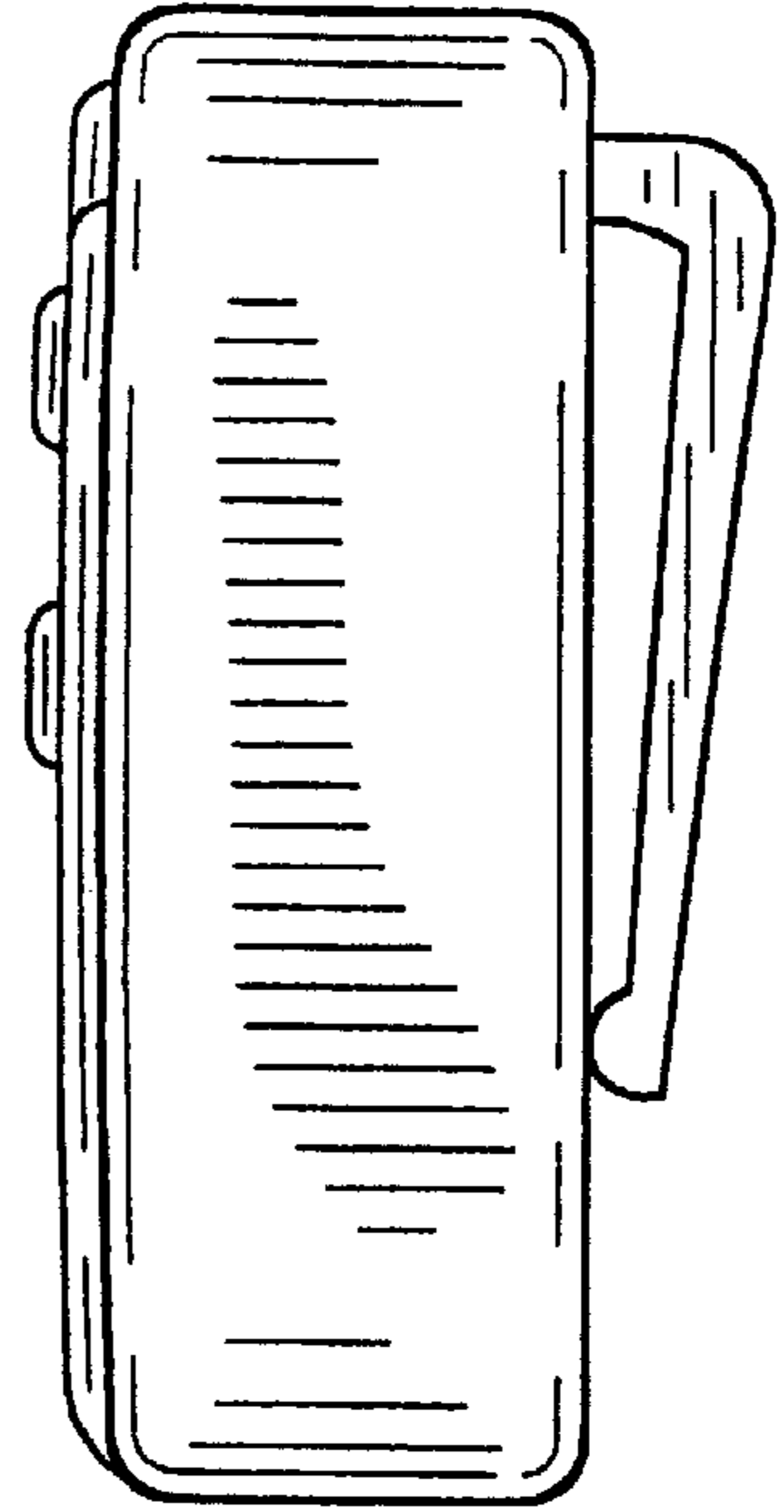


Fig. 4

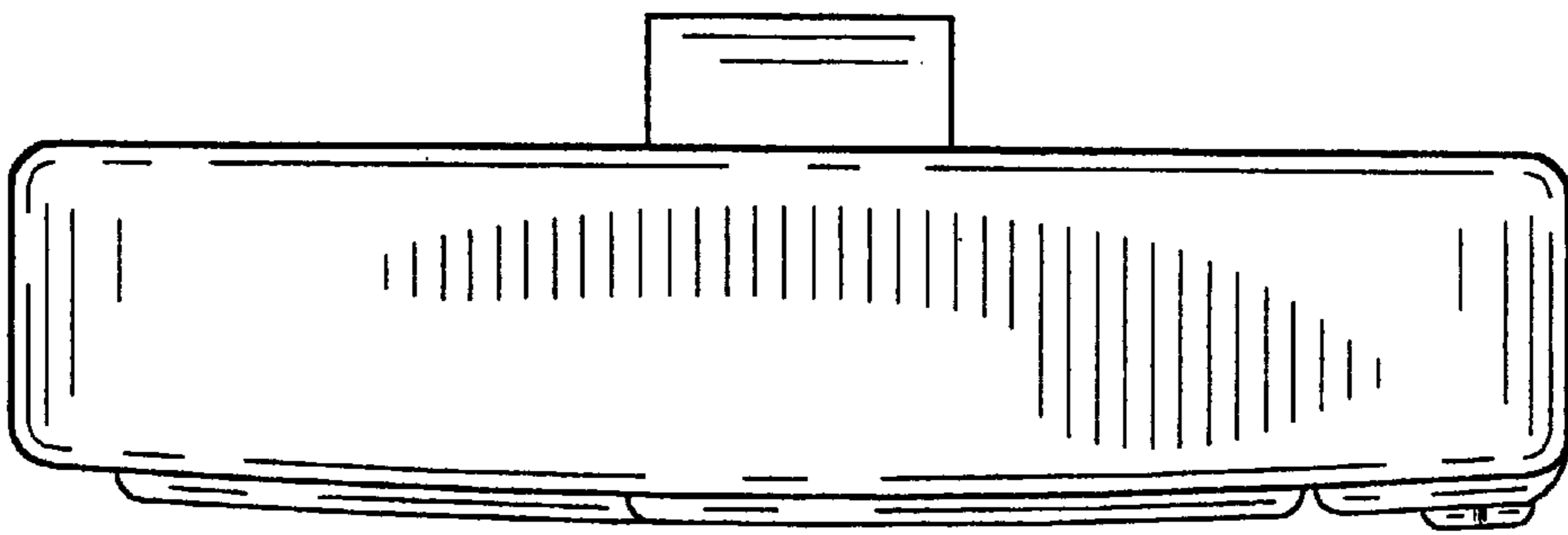


Fig. 5

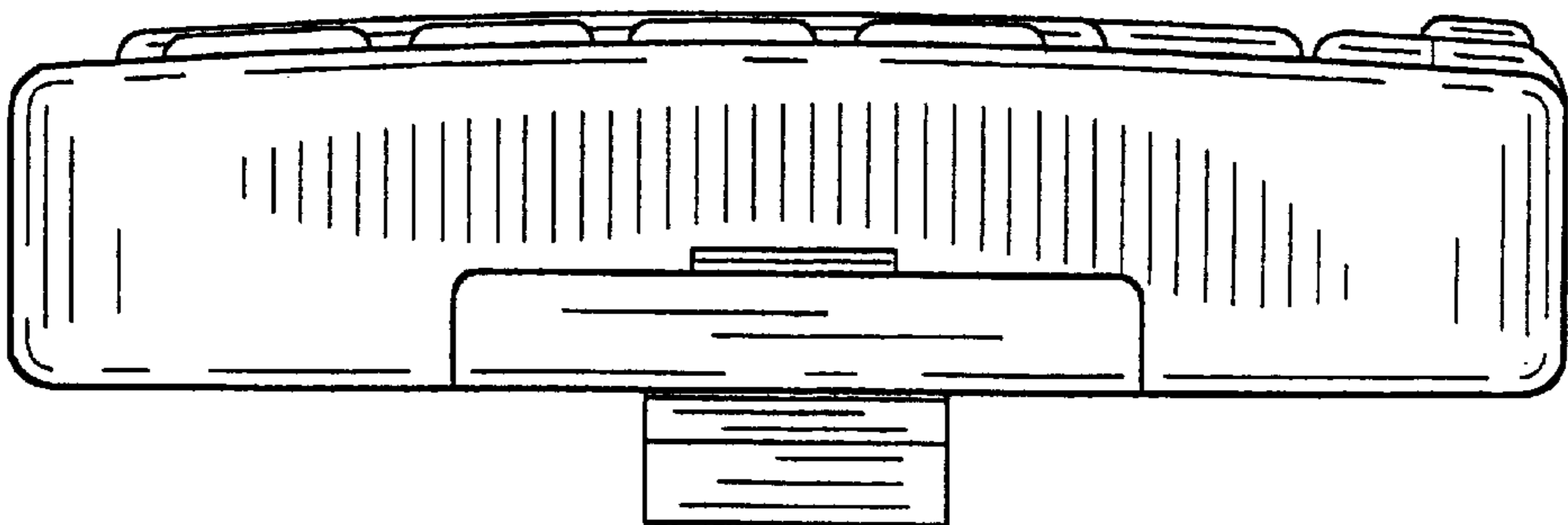


Fig. 6