



US00D455726S

(12) **United States Design Patent**  
**Kolinen**

(10) **Patent No.:** **US D455,726 S**

(45) **Date of Patent:** **\*\* Apr. 16, 2002**

(54) **HANDSET**

(75) Inventor: **Petteri Kolinen, Helsinki (FI)**

(73) Assignee: **Nokia Mobile Phones Ltd., Espoo (FI)**

(\*\*) Term: **14 Years**

(21) Appl. No.: **29/141,456**

(22) Filed: **May 7, 2001**

(30) **Foreign Application Priority Data**

Nov. 10, 2000 (FI) ..... M20000838

(51) **LOC (7) Cl.** ..... **14-03**

(52) **U.S. Cl.** ..... **D14/138**

(58) **Field of Search** ..... D14/137, 138,  
D14/218, 147-148, 247-248, 144, 341-347;  
379/433.01-433.13, 419, 434, 428.01-428.04,  
420.01-420.04, 440; 455/550-575, 90

(56) **References Cited**

**U.S. PATENT DOCUMENTS**

D356,562 S	*	3/1995	Nuovo	.....	D14/138
D361,328 S	*	8/1995	White	.....	D14/138
D388,784 S	*	1/1998	Phillips et al.	.....	D14/138
D402,653 S	*	12/1998	Nuovo et al.	.....	D14/138
D405,445 S	*	2/1999	Phillips et al.	.....	D14/138
D407,701 S	*	4/1999	Chintala et al.	.....	D14/138
D410,000 S	*	5/1999	Nuovo	.....	D14/138
D412,704 S	*	8/1999	Vuolteenaho et al.	.....	D14/138
D412,901 S	*	8/1999	Desbarats et al.	.....	D14/138
D415,151 S	*	10/1999	Kim	.....	D14/138
D421,004 S	*	2/2000	Curtis	.....	D14/138
D421,435 S	*	3/2000	Haase et al.	.....	D14/137
D422,276 S	*	4/2000	Collins et al.	.....	D14/138

D425,057 S	*	5/2000	Finkbeiner	.....	D14/138
D430,127 S	*	8/2000	Collins et al.	.....	D14/138
6,097,964 A	*	8/2000	Nuovo et al.	.....	455/550
6,122,530 A	*	9/2000	Overy et al.	.....	455/566
D435,529 S	*	12/2000	Lai	.....	D14/138
D439,230 S	*	3/2001	Braxton et al.	.....	D14/138
D439,573 S	*	3/2001	DeLeon	.....	D14/138
D440,951 S	*	4/2001	Kolinen	.....	D14/138
D443,258 S	*	6/2001	Gartrell et al.	.....	D14/138

**FOREIGN PATENT DOCUMENTS**

JP 95040 \* 3/1996

**OTHER PUBLICATIONS**

Mobile Office Mar. 1996, p. 70, RadioShack CT-352 telephone.\*

Mobile Computing & Communications Dec. 1997, p. 55, Nortel PCS 1930 telephone.\*

\* cited by examiner

*Primary Examiner*—Jeffrey Asch

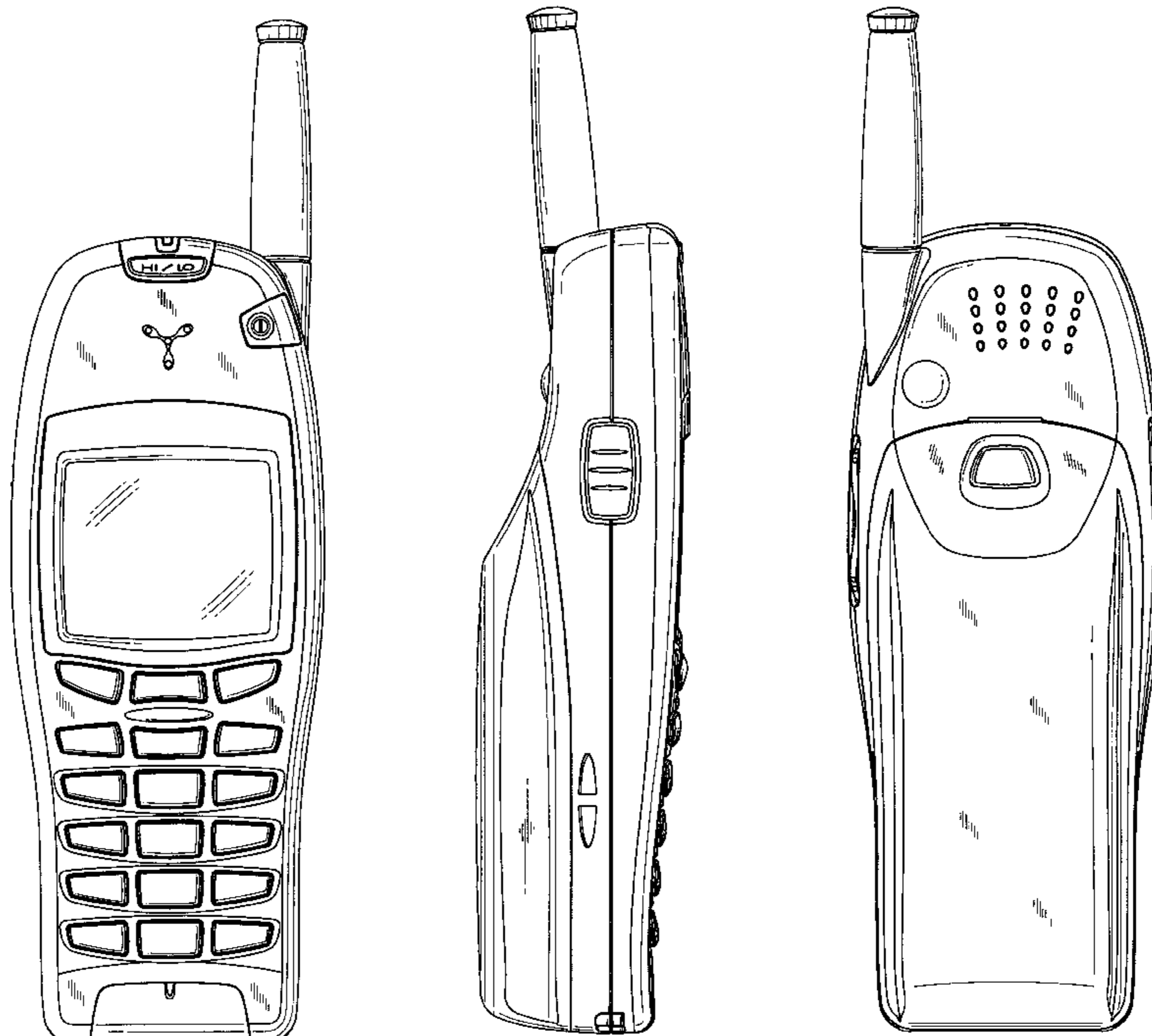
(57) **CLAIM**

The ornamental design for a handset, as shown.

**DESCRIPTION**

FIG. 1 is a right side view of the handset;  
FIG. 2 is a front view thereof;  
FIG. 3 is a left side view thereof;  
FIG. 4 is a bottom plan view thereof;  
FIG. 5 is a top plan view thereof;  
FIG. 6 is a perspective front view thereof;  
FIG. 7 is a rear view thereof; and,  
FIG. 8 is a perspective rear view thereof.

**1 Claim, 7 Drawing Sheets**



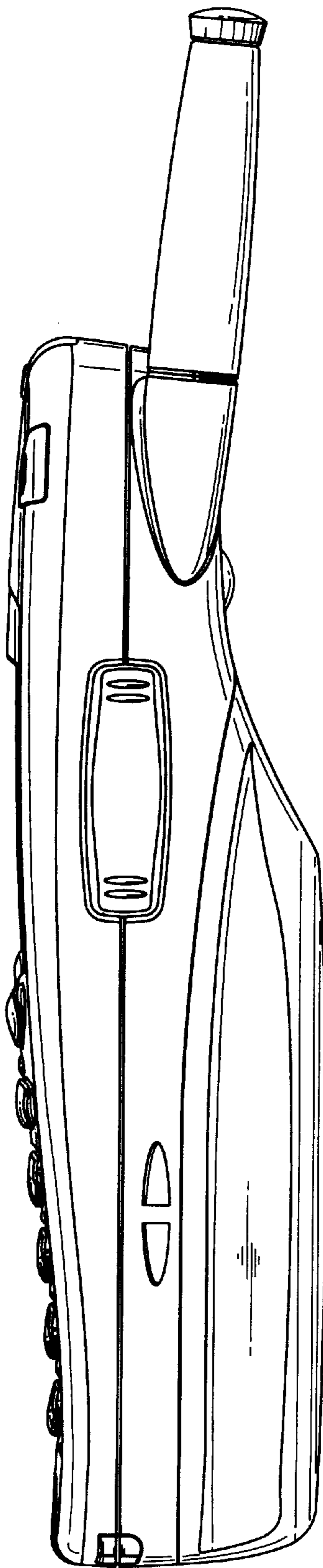


Fig. 1




Fig. 2

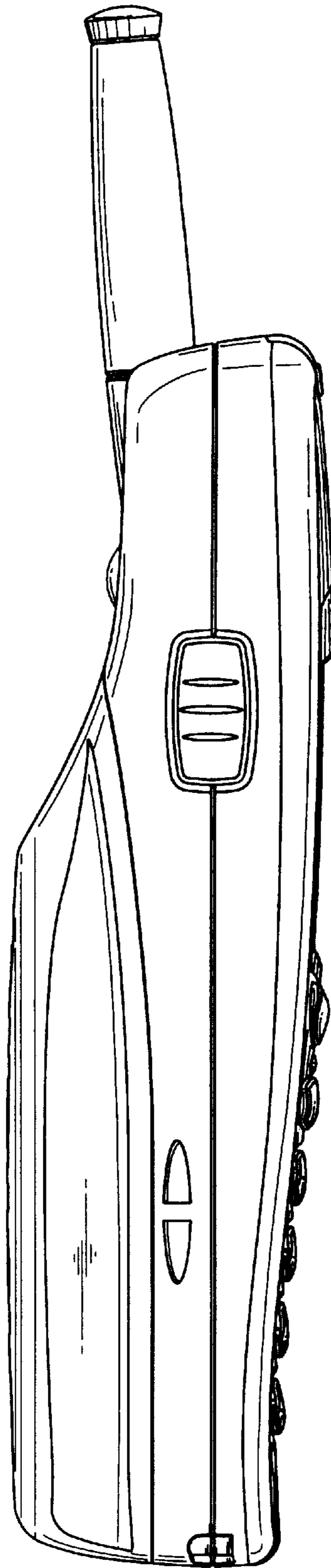


Fig. 3

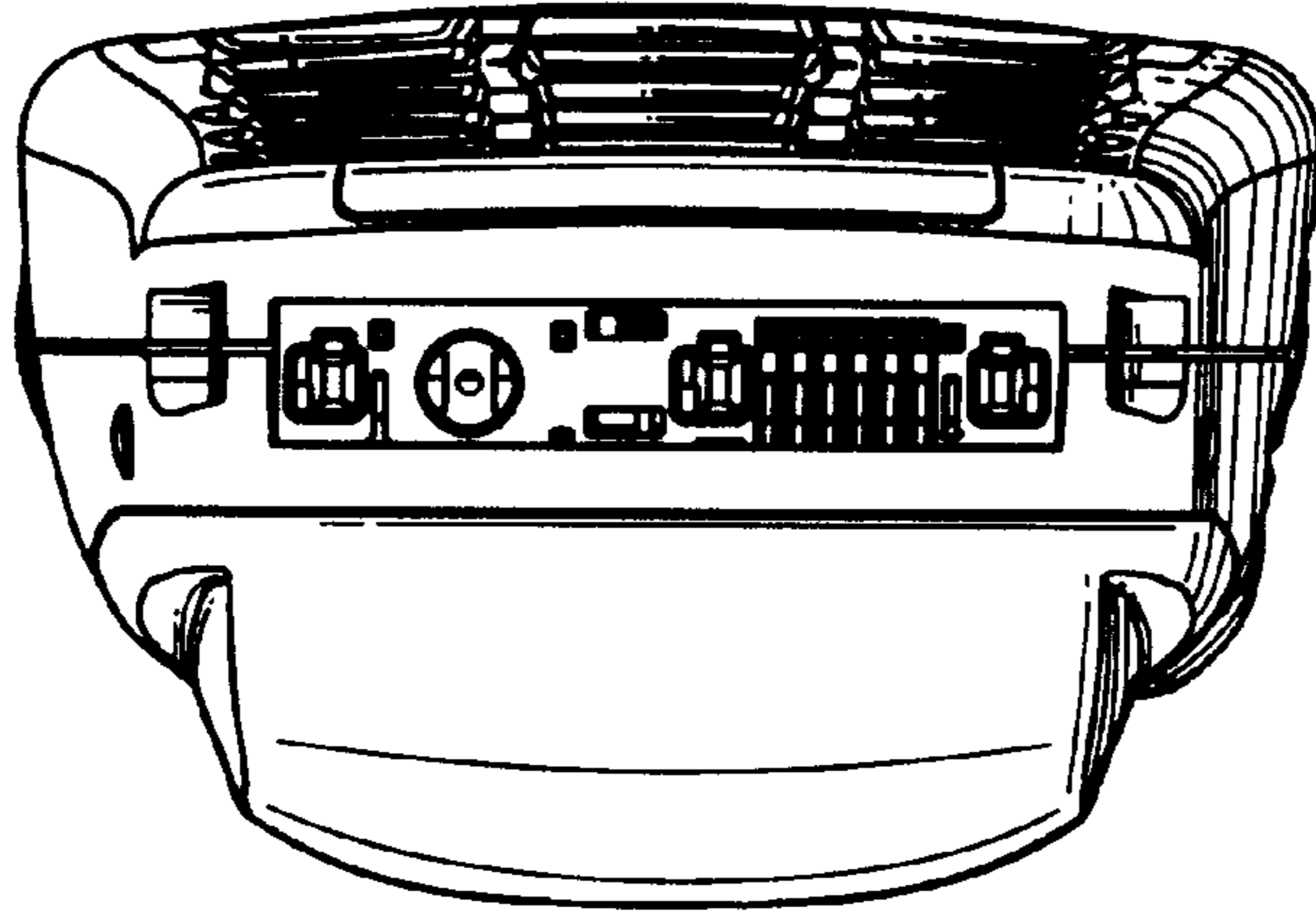


Fig. 4

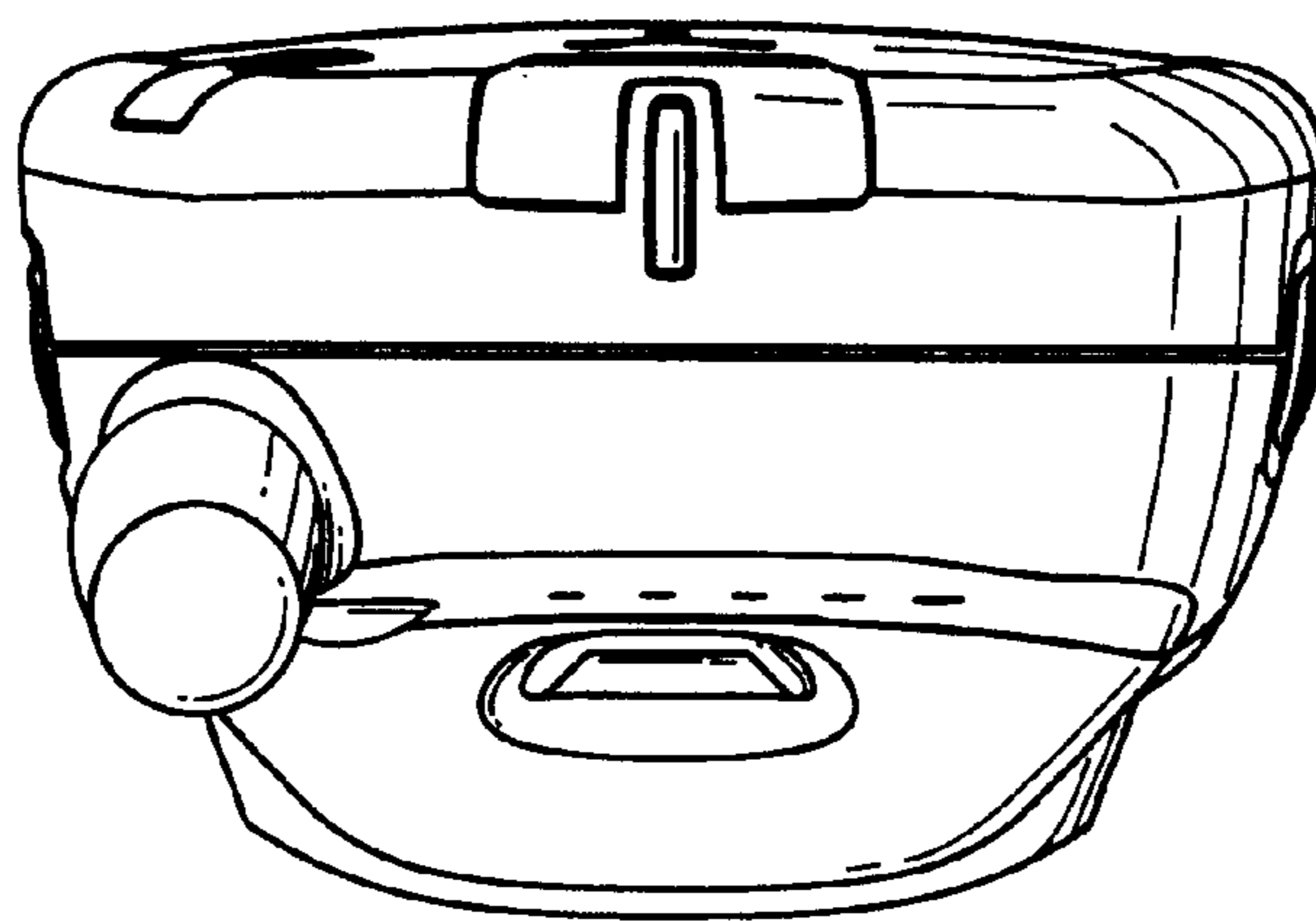


Fig. 5

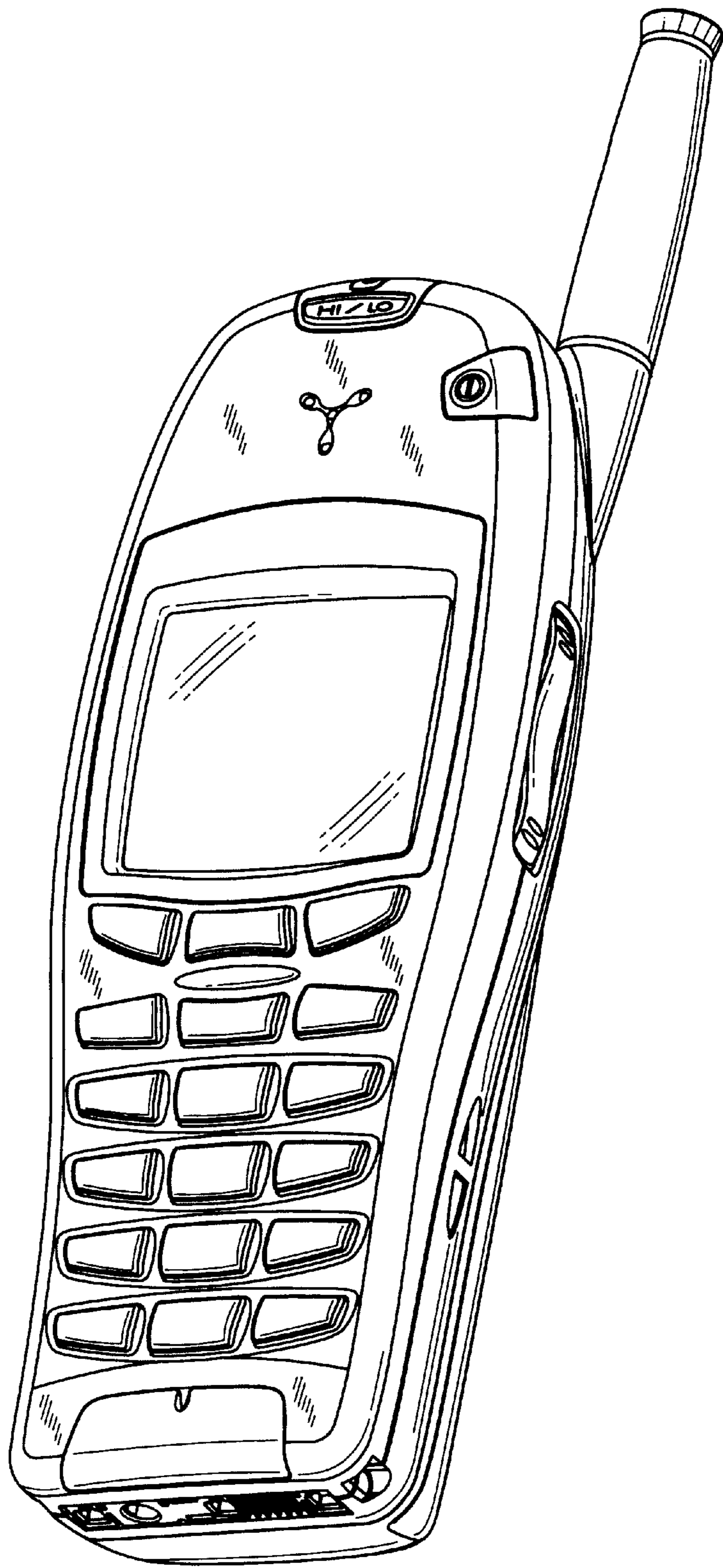


Fig. 6

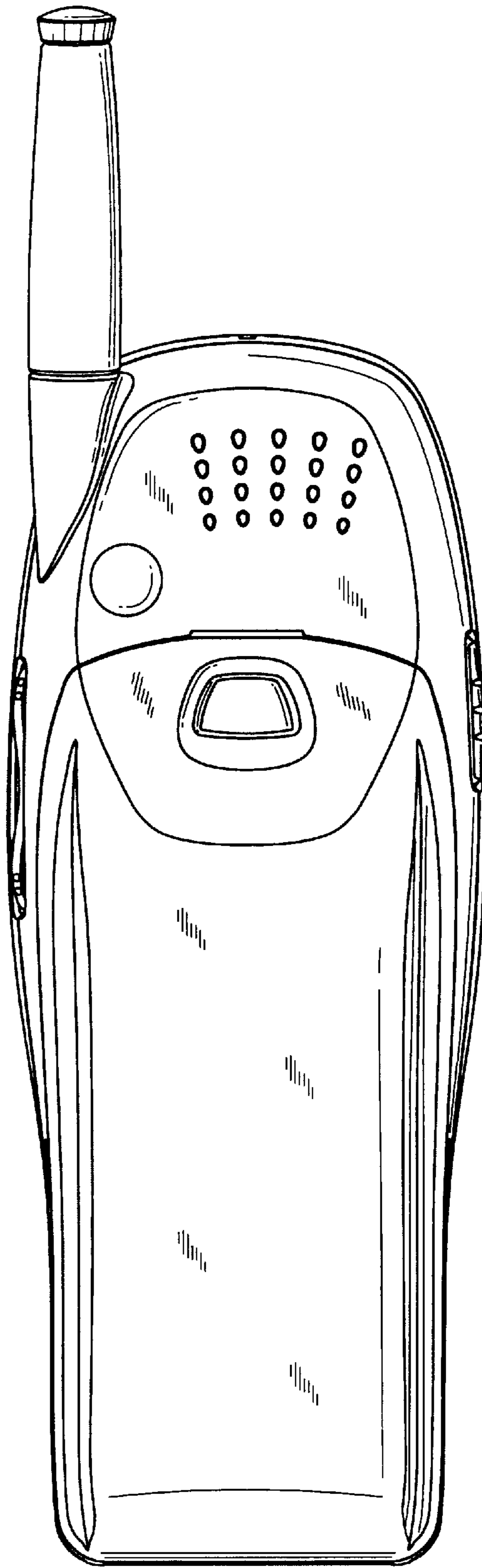


Fig. 7

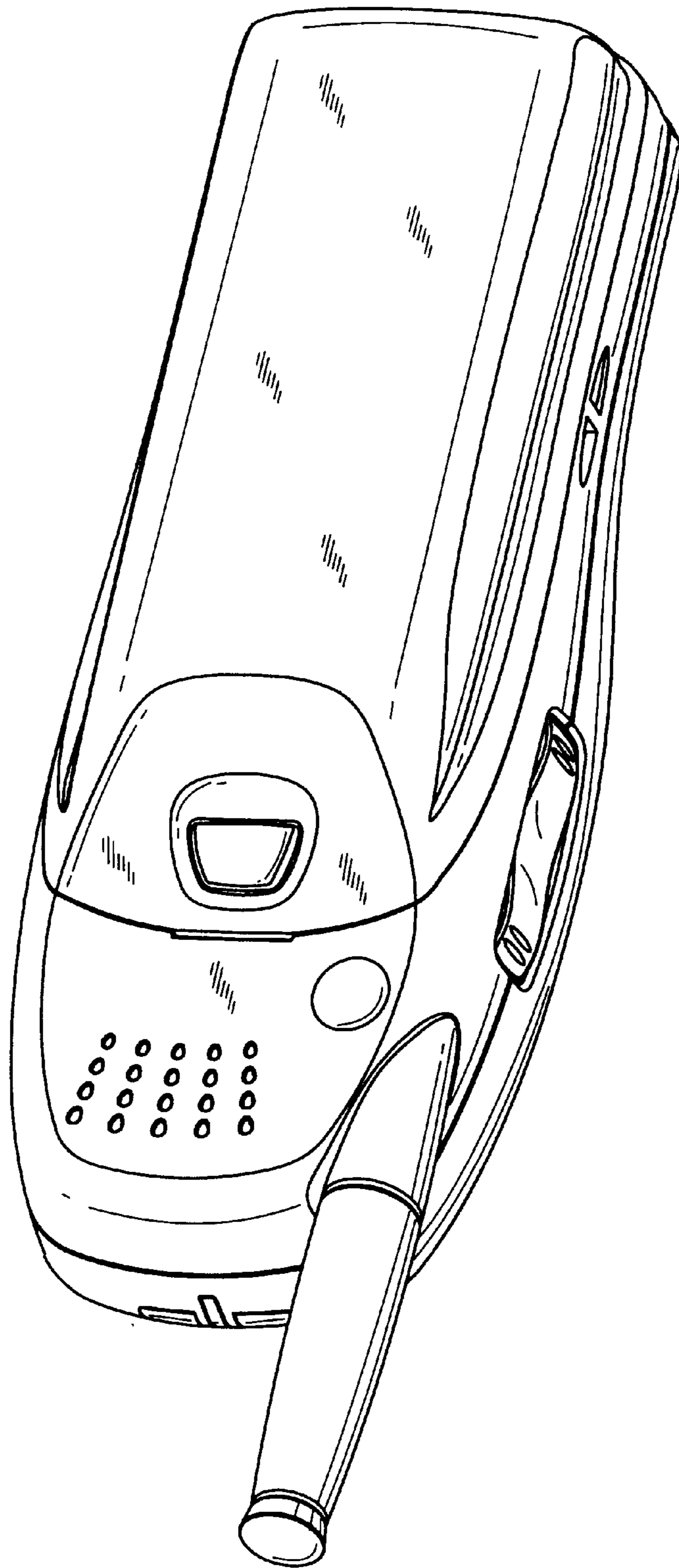


Fig. 8