



US00D455722S

(12) **United States Design Patent**
Vackar

(10) **Patent No.:** **US D455,722 S**

(45) **Date of Patent:** **** Apr. 16, 2002**

(54) **OUTER SURFACE PORTION OF AN ELECTRONIC ENCLOSURE**

(75) **Inventor:** **Mark A Vackar, Houston, TX (US)**

(73) **Assignee:** **Toshiba International Corporation, Houston, TX (US)**

(**) **Term:** **14 Years**

(21) **Appl. No.:** **29/136,649**

(22) **Filed:** **Feb. 6, 2001**

(51) **LOC (7) Cl.** **13-03**

(52) **U.S. Cl.** **D13/184**

(58) **Field of Search** D13/164, 177,
D13/184; D14/348, 349, 352, 353, 354,
355, 356; 312/223.1, 223.2; 361/600, 622,
679, 724

(56) **References Cited**

U.S. PATENT DOCUMENTS

- D277,283 S * 1/1985 Empson et al. D14/100
- D301,137 S * 5/1989 Treptow et al. D14/107
- D301,470 S * 6/1989 Preussner D14/100
- D314,947 S * 2/1991 Imamura D14/100

- D340,031 S * 10/1993 Hill D13/162.1
- D341,570 S * 11/1993 Brandt et al. D14/100
- D346,370 S * 4/1994 Hetfield et al. D14/107
- D357,905 S * 5/1995 Kimbrough D14/100
- D396,690 S * 8/1998 Fryers D13/147
- D408,796 S * 4/1999 Georgopoulos D14/100

* cited by examiner

Primary Examiner—Ted Shooman

Assistant Examiner—Selina Sikder

(74) *Attorney, Agent, or Firm*—Banner & Witcoff, Ltd.

(57) **CLAIM**

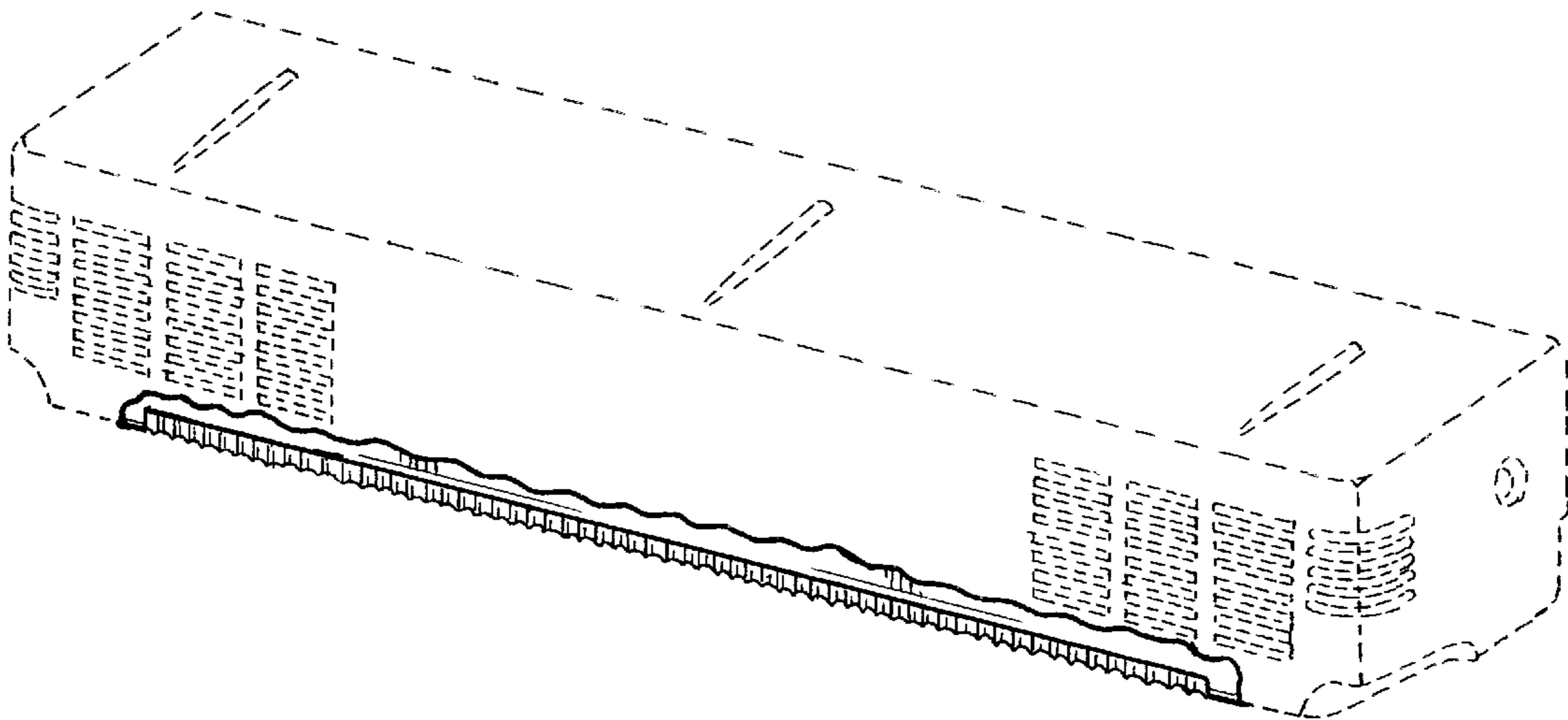
The ornamental design for an outer surface portion of an electronic enclosure, as shown and described.

DESCRIPTION

FIG. 1 is a perspective view of an outer surface portion of an electronic enclosure showing my new design; FIG. 2 is a front elevational view thereof; and, FIG. 3 is a bottom plan view thereof.

The broken line showing of the remainder of the electronic enclosure is for illustrative purposes only and forms no part of the claimed design.

1 Claim, 2 Drawing Sheets



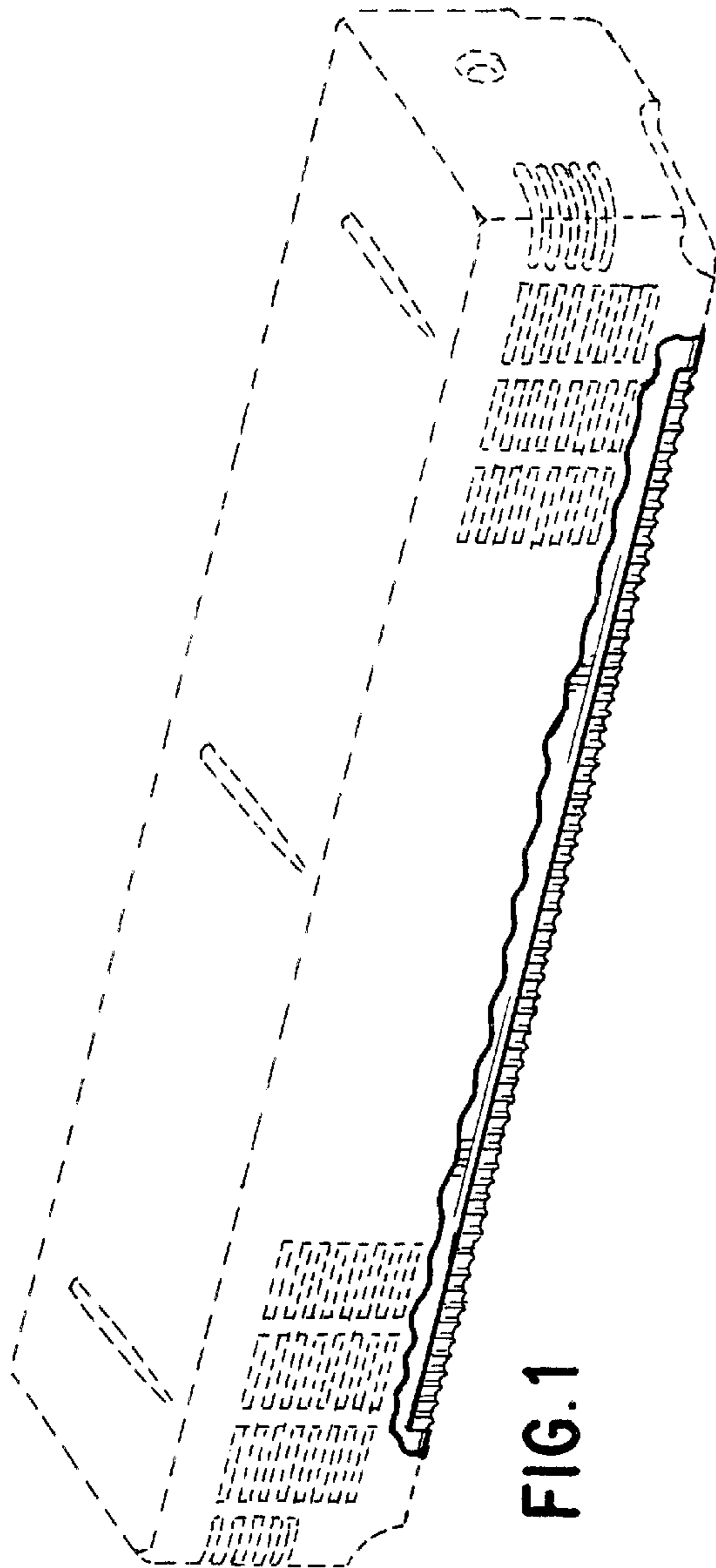


FIG. 1

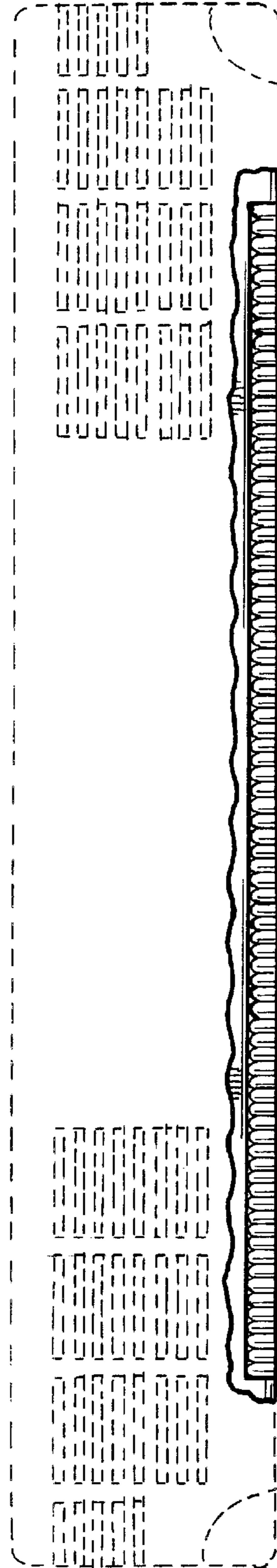


FIG. 2

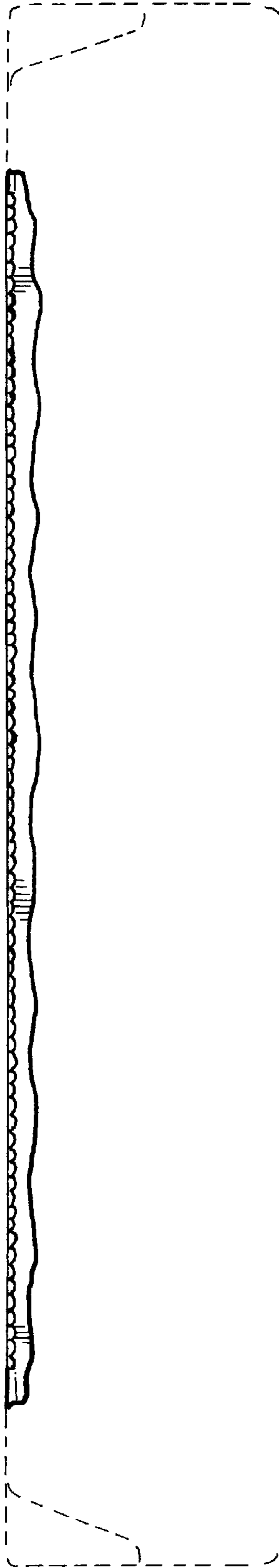


FIG. 3