



US00D455700S

(12) **United States Design Patent**
Foose

(10) **Patent No.:** **US D455,700 S**

(45) **Date of Patent:** **** Apr. 16, 2002**

(54) **VEHICLE-WHEEL FRONT FACE**

(75) Inventor: **Douglas S. Foose**, Tustin, CA (US)

(73) Assignee: **Mobile Hi-Tech Wheels**, La Palma, CA (US)

(**) Term: **14 Years**

(21) Appl. No.: **29/148,724**

(22) Filed: **Sep. 26, 2001**

(51) **LOC (7) Cl.** **12-16**

(52) **U.S. Cl.** **D12/209**

(58) **Field of Search** D12/204-211;
301/37.1, 64.1, 65

(56) **References Cited**

U.S. PATENT DOCUMENTS

D208,541 S	*	9/1967	Rader	D12/209
D384,929 S	*	10/1997	Neeper	D12/209
D385,838 S	*	11/1997	Cullen	D12/209
D410,885 S	*	6/1999	Fridie	D12/209
D432,971 S	*	10/2000	Donikoglu	D12/209

D435,006 S	*	12/2000	Brown	D12/209
D436,070 S	*	1/2001	Lee	D12/209
D437,819 S	*	2/2001	Brown et al.	D12/209
D438,501 S	*	3/2001	Noriega	D12/209
D448,336 S	*	9/2001	Mendez	D12/209

* cited by examiner

Primary Examiner—Stacia Cadmus

(74) *Attorney, Agent, or Firm*—Christie, Parker & Hale, LLP

(57) **CLAIM**

The ornamental design for a vehicle-wheel front face, as shown and described.

DESCRIPTION

FIG. 1 is a perspective view of a vehicle-wheel front according to my new design; FIG. 2 is a front elevational view thereof; and, FIG. 3 is a side elevational view thereof. Portions of the wheel depicted in broken line are for illustrative purposes only, and form no part of the claimed design.

1 Claim, 3 Drawing Sheets




FIG. 1




FIG. 2




FIG. 3

