



US00D455683S

(12) **United States Design Patent**  
**Leazenby**

(10) **Patent No.:** **US D455,683 S**

(45) **Date of Patent:** **\*\* Apr. 16, 2002**

(54) **VEHICLE GRILLE**

D425,835 S \* 5/2000 Cook et al. .... D12/163

(75) Inventor: **Craig Lynn Leazenby**, San Bernardino,  
CA (US)

\* cited by examiner

(73) Assignee: **J&J Enterprises**, Ontario, CA (US)

*Primary Examiner*—Melody N. Brown

(74) *Attorney, Agent, or Firm*—Price and Gess

(\*\*) Term: **14 Years**

(57) **CLAIM**

(21) Appl. No.: **29/140,015**

The ornamental design for a vehicle grille, as shown and described.

(22) Filed: **Apr. 11, 2001**

**DESCRIPTION**

(51) **LOC (7) Cl.** ..... **12-16**

(52) **U.S. Cl.** ..... **D12/163; D12/171**

(58) **Field of Search** ..... D12/163, 171,  
D12/170, 90-92; 180/86.1, 86.6

FIG. 1 is a front perspective view of the vehicle grille;  
FIG. 2 is a left elevational view of the vehicle grille;  
FIG. 3 is a right elevational view of the vehicle grille;  
FIG. 4 is a top plan view of the vehicle grille;  
FIG. 5 is a bottom plan view of the vehicle grille;  
FIG. 6 is a front elevational view of the vehicle grille; and,  
FIG. 7 is a rear elevational view of the vehicle grille.


(56) **References Cited**

The vehicle portions shown in broken lines are for illustrative purposes only and form no part of the claimed design.

**U.S. PATENT DOCUMENTS**

- D317,585 S \* 6/1991 Uchida ..... D12/163
- D361,968 S \* 9/1995 Oyama ..... D12/163
- D424,993 S \* 5/2000 Farzan ..... D12/163

**1 Claim, 2 Drawing Sheets**



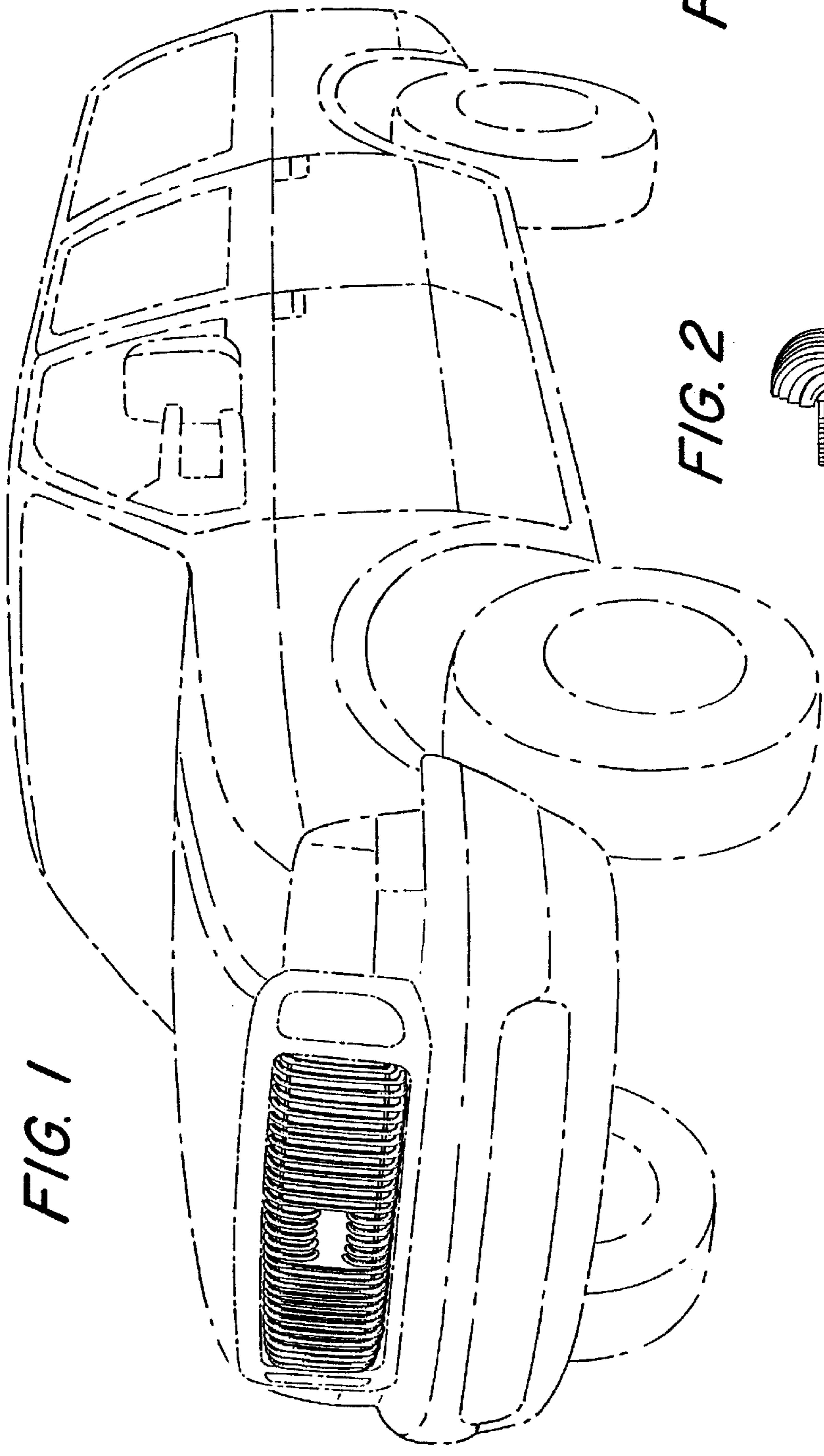


FIG. 1

FIG. 2


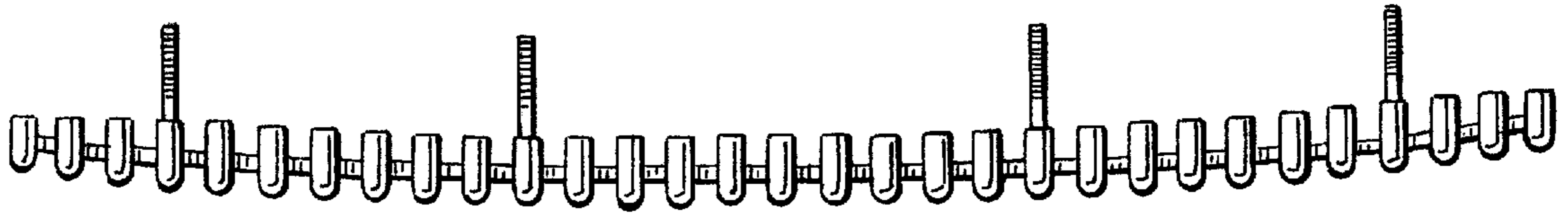
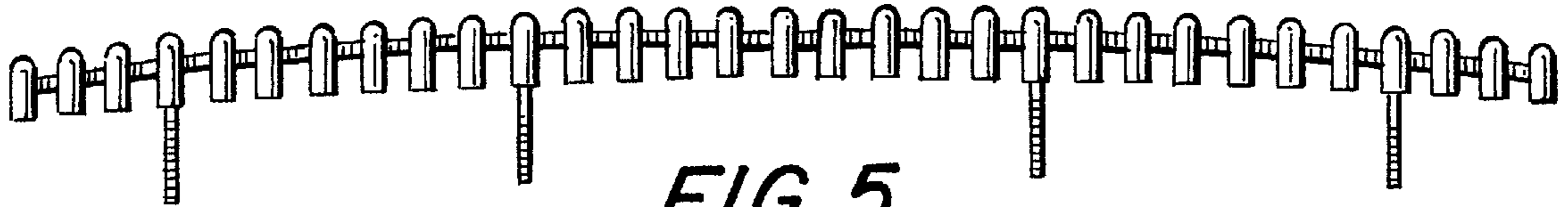


FIG. 3

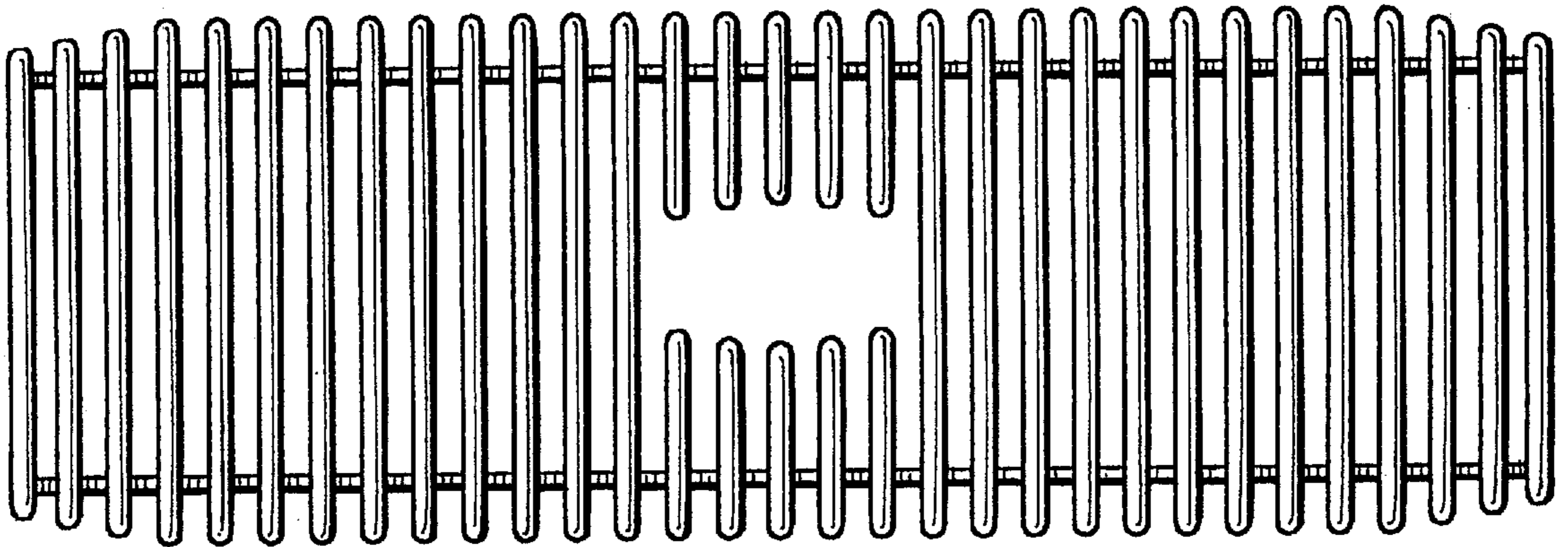




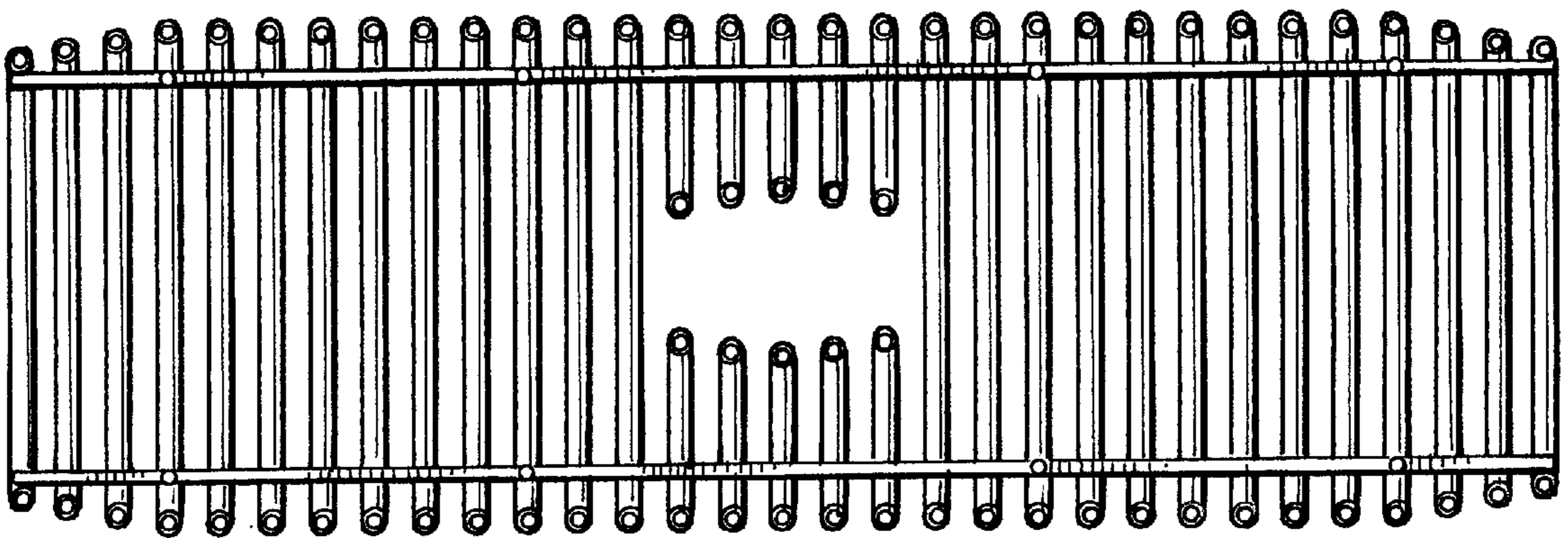
*FIG. 4*



*FIG. 5*



*FIG. 6*



*FIG. 7*