



US00D455671S

(12) **United States Design Patent**
Pecker

(10) **Patent No.:** **US D455,671 S**

(45) **Date of Patent:** **** Apr. 16, 2002**

(54) **JEWELRY PENDANT**

(75) Inventor: **Keven Pecker**, New York City, NY
(US)

(73) Assignee: **Color Merchants**, New York, NY (US)

(**) Term: **14 Years**

(21) Appl. No.: **29/137,924**

(22) Filed: **Feb. 8, 2001**

Related U.S. Application Data

(63) Continuation of application No. 29/123,673, filed on May 22, 2000, now Pat. No. Des. 442,112.

(51) **LOC (7) Cl.** **11-01**

(52) **U.S. Cl.** **D11/81**

(58) **Field of Search** D11/1, 2, 7, 40,
D11/43-44, 48, 66, 74, 77, 79, 80, 104,
103, 107, 81-82, 95-100, 50, 57, 65; D1/18,
22, 102, 127, 195, 104; 63/2, 13, 23, 1.11;
606/236; D24/194, 195

(56) **References Cited**

U.S. PATENT DOCUMENTS

2,860,639 A * 11/1958 Hoover D24/195
D194,769 S * 3/1963 Moffat D24/194
3,825,014 A * 7/1974 Wroten 606/236

D242,646 S * 12/1976 Shorin et al. D11/2
D274,859 S * 7/1984 Harris et al. D1/104
D339,084 S * 9/1993 Ehrenhalt D11/81
D428,547 S * 7/2000 Diamond D1/102
D429,547 S * 8/2000 Diamond D1/102
D442,112 S * 5/2001 Pecker D11/81

* cited by examiner

Primary Examiner—Ralf Seifert

(74) *Attorney, Agent, or Firm*—Levisohn, Lerner, Berger & Langsam

(57) **CLAIM**

The ornamental design for the jewelry pendant, as shown and described in the drawings.

DESCRIPTION

FIG. 1 is a perspective view of a jewelry pendant showing my new design;
FIG. 2 is a top plan view;
FIG. 3 is a right side elevational view, the rear view being the same;
FIG. 4 is a front elevational view, the rear view being the same; and,
FIG. 5 is a bottom plan view.
The elements shown in broken lines in FIG. 7 are for illustrative purposes only and form no part of the claimed design.

1 Claim, 1 Drawing Sheet

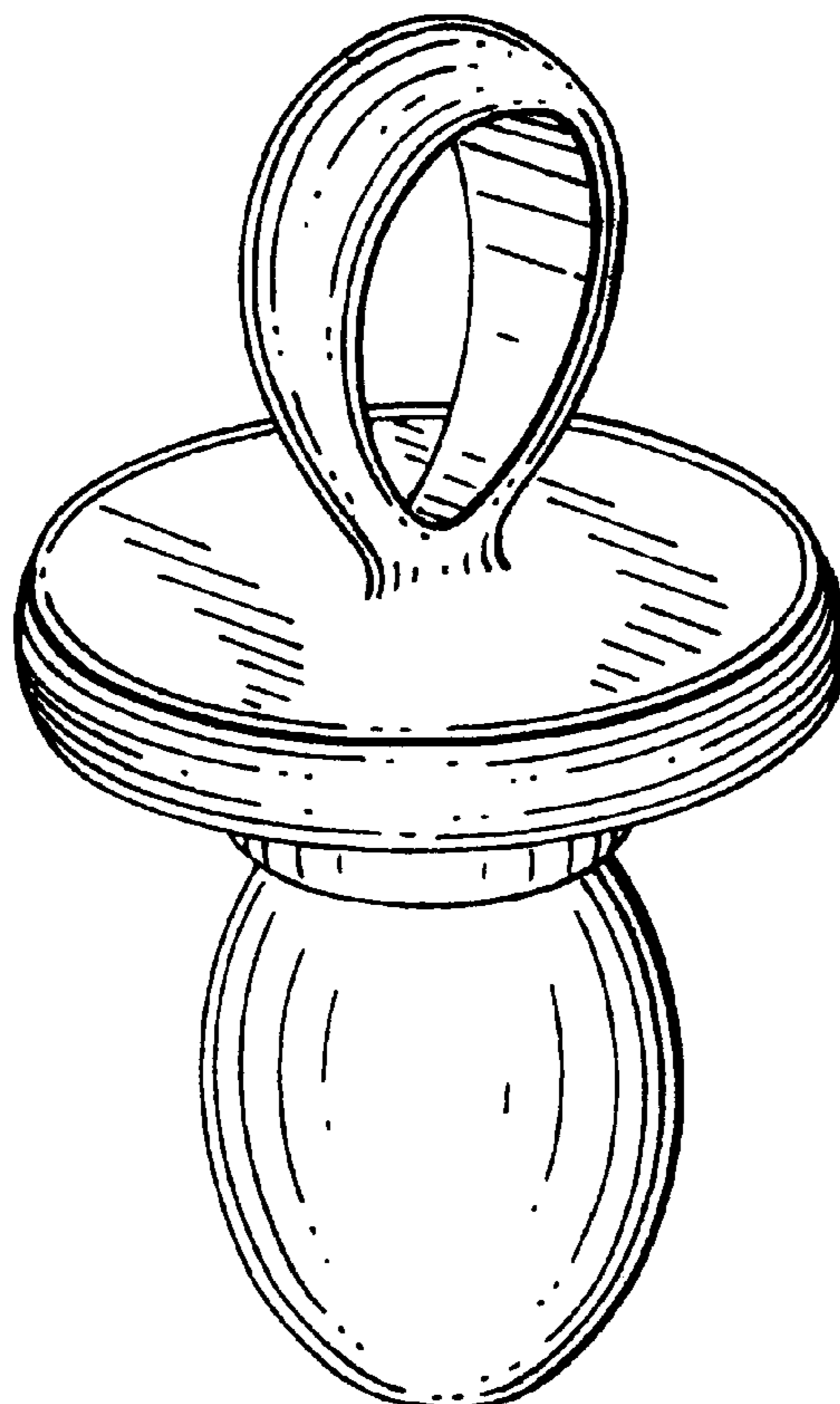


FIG. 1

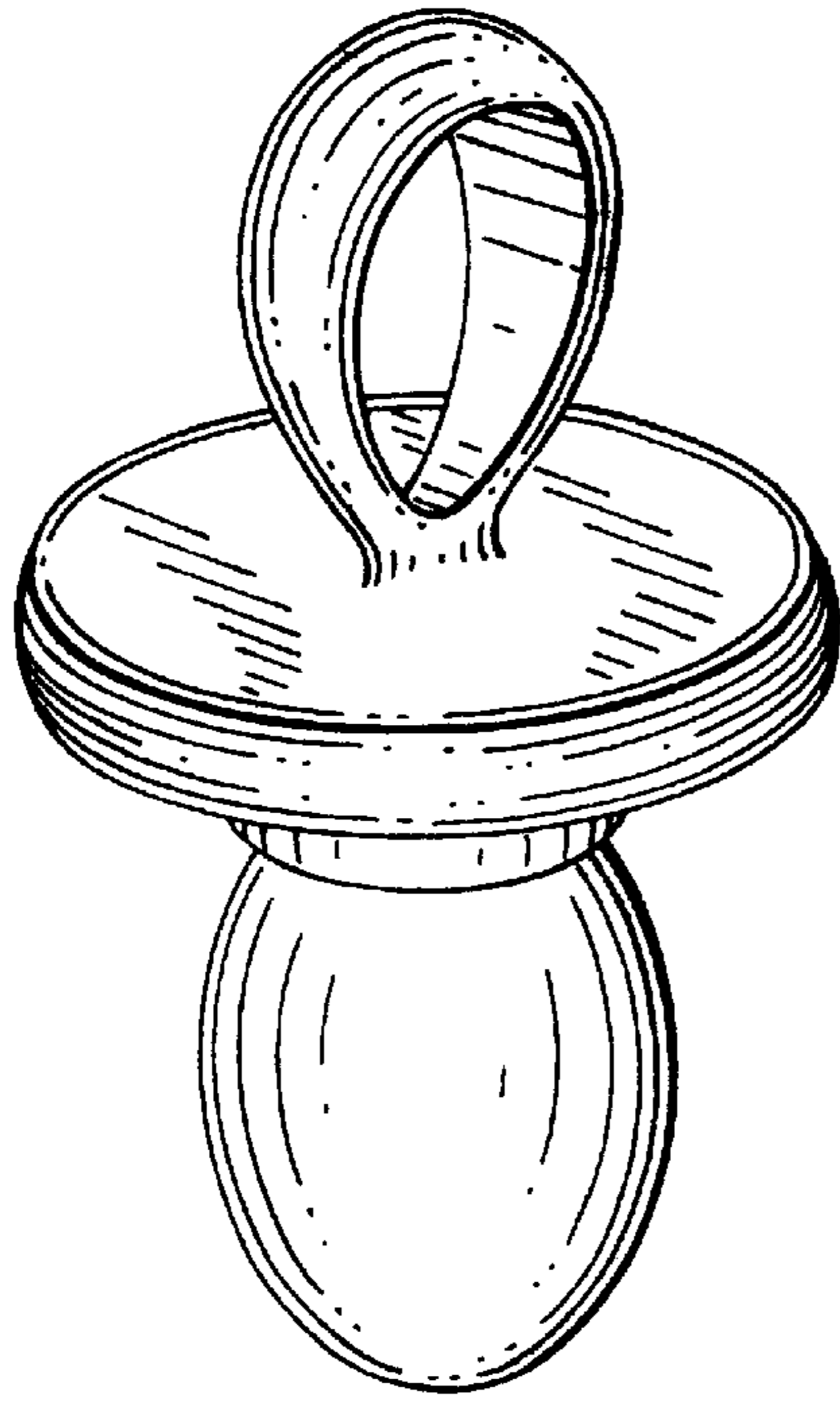


FIG. 2

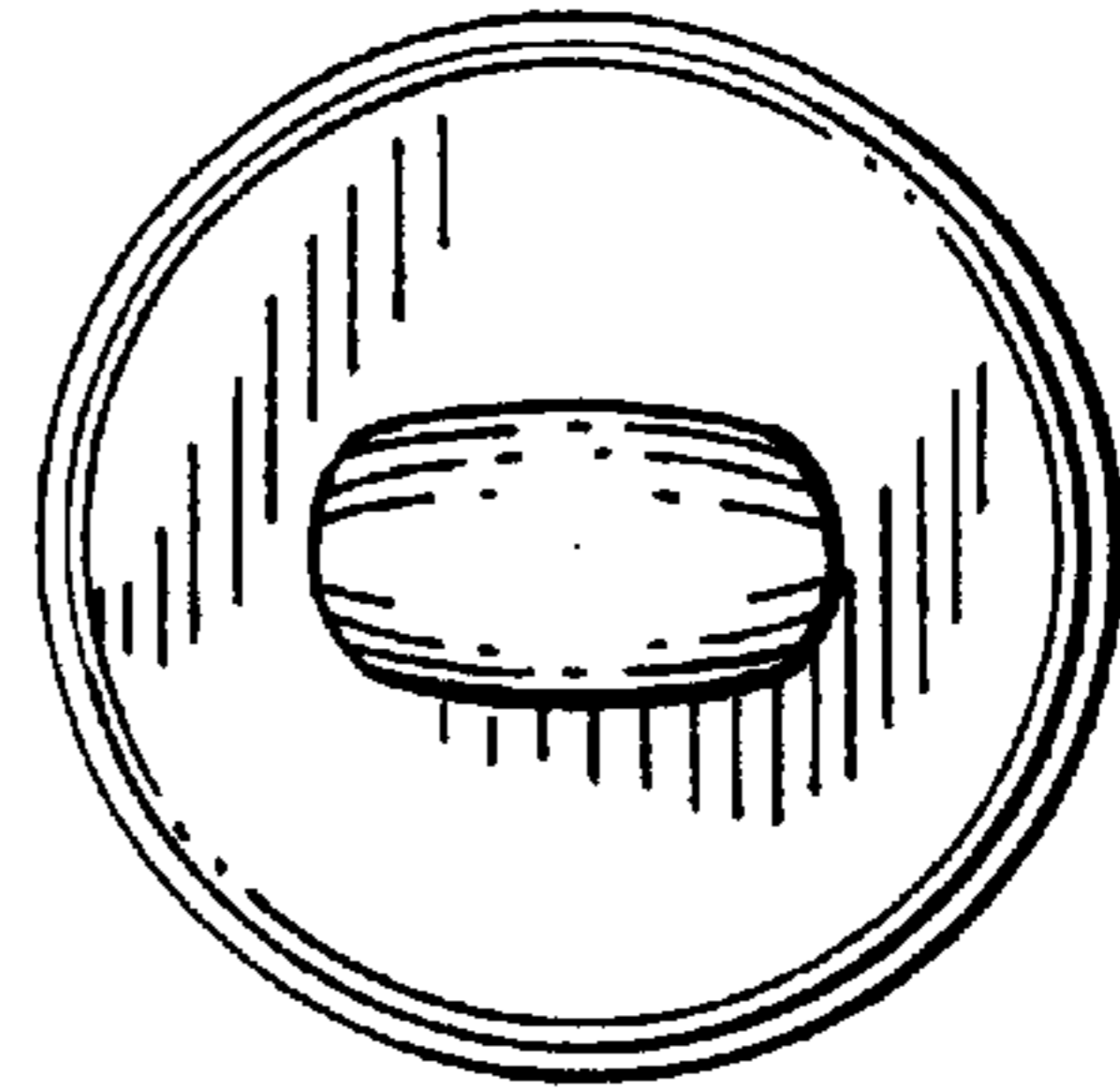


FIG. 3




FIG. 4




FIG. 5

