



US00D455668S

(12) **United States Design Patent**  
**Ali-Ahmed**

(10) **Patent No.:** **US D455,668 S**

(45) **Date of Patent:** **\*\* Apr. 16, 2002**

(54) **PILL DISPENSER AND COUNTER**

(76) Inventor: **Numan Ali-Ahmed**, 5660 Appoline,  
Dearborn, MI (US) 48126

(\*\*) Term: **14 Years**

(21) Appl. No.: **29/139,952**

(22) Filed: **Apr. 10, 2001**

(51) **LOC (7) Cl.** ..... **10-04**

(52) **U.S. Cl.** ..... **D10/97**

(58) **Field of Search** ..... D10/97; 198/419.1,  
198/471.1, 803.5, 958; 271/94, 96; 340/556;  
366/6, 53; 414/736, 737, 675, 800

(56) **References Cited**

**U.S. PATENT DOCUMENTS**

D266,317 S \* 9/1982 Dino et al. .... D10/97  
6,053,302 A \* 4/2000 Leu et al. .... 198/471.1

\* cited by examiner

*Primary Examiner*—Antoine Duval Davis

(74) *Attorney, Agent, or Firm*—Goldstein Law Offices P.C.

(57) **CLAIM**

The ornamental design for a pill dispenser and counter, as shown and described.

**DESCRIPTION**

FIG. 1 is a perspective view of a pill counter and dispenser.

FIG. 2 is a front elevational view thereof.

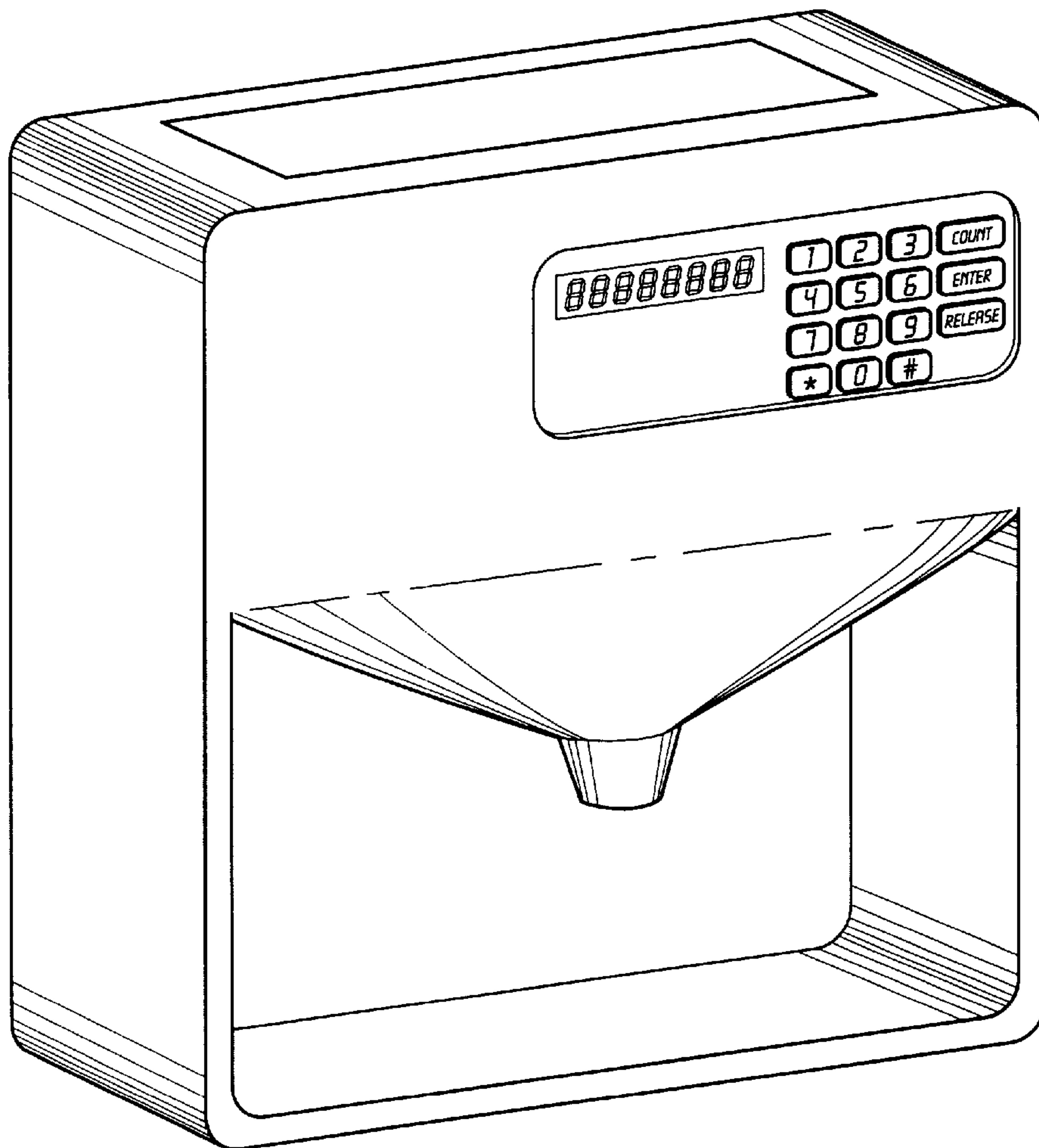
FIG. 3 is a rear elevational view thereof.

FIG. 4 is a right side elevational view thereof, the left side elevational view being a mirror image of the right side view.

FIG. 5 is a top plan view thereof; and,

FIG. 6 is a bottom plan view thereof.

**1 Claim, 4 Drawing Sheets**



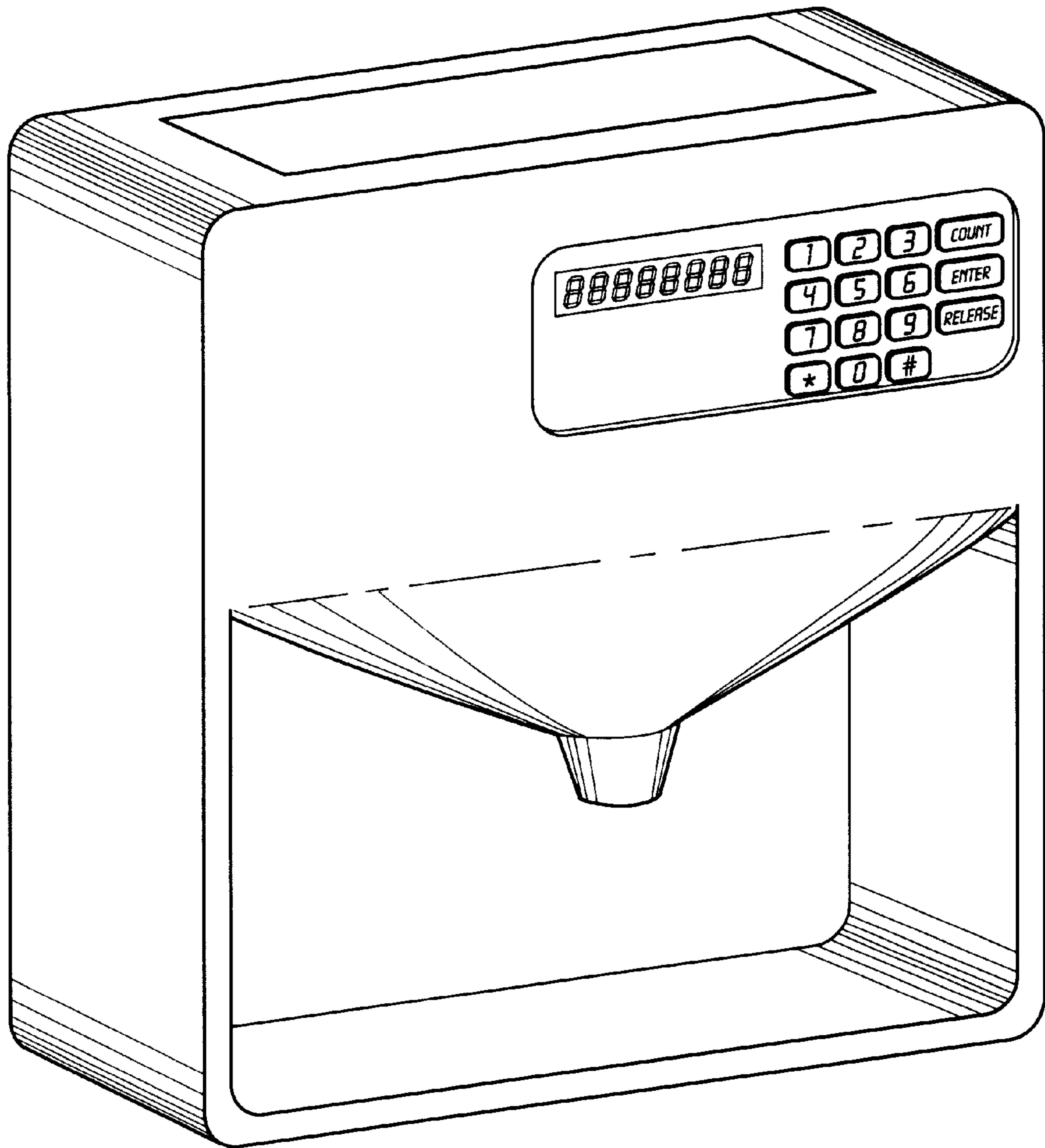


FIG. 1

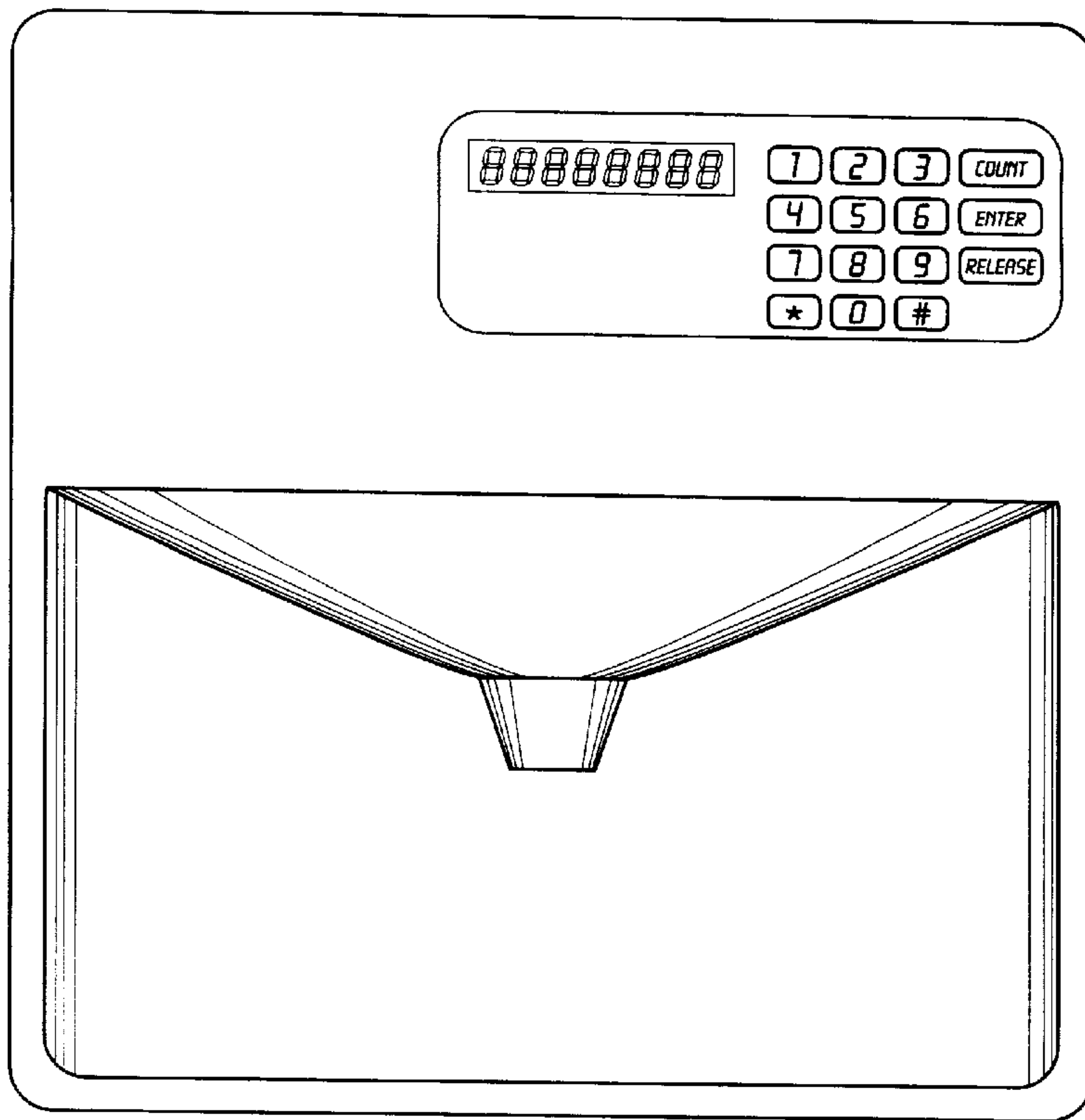


FIG. 2




FIG. 3




FIG. 4




FIG. 5




FIG. 6