



US00D455660S

(12) **United States Design Patent**
Bach et al.

(10) **Patent No.:** **US D455,660 S**
(45) **Date of Patent:** **** Apr. 16, 2002**

(54) **WRISTWATCH**

D436,047 S * 1/2001 Giardiello D10/32

(75) Inventors: **Michael Bach**, Bienne; **Denis Lüscher**,
Grenchen, both of (CH)

(73) Assignee: **Rado Uhren AG**, Lengnau (CH)

(**) Term: **14 Years**

(21) Appl. No.: **29/131,112**

(22) Filed: **Oct. 11, 2000**

(30) **Foreign Application Priority Data**

Apr. 11, 2000 (XH) DM/051 512

(51) **LOC (7) Cl.** **10-02**

(52) **U.S. Cl.** **D10/32**

(58) **Field of Search** D10/1-39, 122-132;
368/276-277, 285, 281-282; D11/3-25;
63/1-11

(56) **References Cited**

U.S. PATENT DOCUMENTS

- D228,939 S * 10/1973 Bannwart, Sr. D10/32
- D388,336 S * 12/1997 Bulgari D10/32
- D413,819 S * 9/1999 Voegeli D10/32
- D434,677 S * 12/2000 Greinacher D10/32
- D434,678 S * 12/2000 Raetz D10/32

OTHER PUBLICATIONS

European Jeweler—Jul. 1974—p. 58—watch at top-right.*
European Jeweler—Apr. 1984—p. 54—weatch at middle of
top right group.*

* cited by examiner

Primary Examiner—Nelson C. Holtje

(74) *Attorney, Agent, or Firm*—Robert M. McDermott;
Collen Law Assoc., P.C.

(57) **CLAIM**

The ornamental design for a wristwatch, as shown and
described.

DESCRIPTION

FIG. 1 is a front view of my new and ornamental design for
a wristwatch;

FIG. 2 is a rear view thereof;

FIG. 3 is a right side view thereof;


FIG. 4 is left side view thereof;

FIG. 5 is a top view thereof;

FIG. 6 is bottom view thereof; and,

FIG. 7 is a front perspective view thereof.

1 Claim, 4 Drawing Sheets






Figure 1




Figure 2

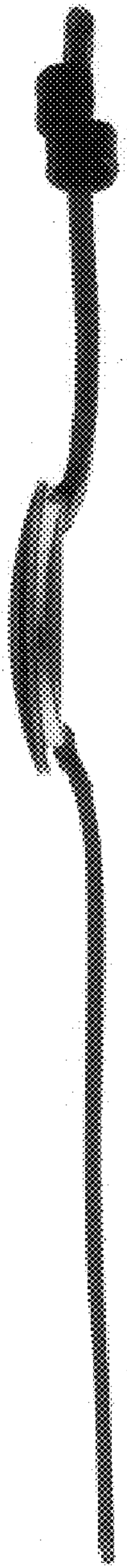


Figure 3




Figure 4




Figure 5




Figure 6




Figure 7