



US00D455653S

(12) **United States Design Patent**  
**Campbell**

(10) **Patent No.:** **US D455,653 S**

(45) **Date of Patent:** **\*\* Apr. 16, 2002**

(54) **FLORAL CONTAINER**

(76) Inventor: **Ronald C. Campbell**, 196 Putnam Hill Rd., Sutton, MA (US) 01590

(\*\*) Term: **14 Years**

(21) Appl. No.: **29/141,466**

(22) Filed: **May 7, 2001**

(51) **LOC (7) Cl.** ..... **09-03**

(52) **U.S. Cl.** ..... **D9/431**

(58) **Field of Search** ..... D9/431, 418, 432, D9/433, 499; 206/423, 426, 459.1, 494, 784, 527; 220/62, 890; 229/100, 103.2, 108, 162, 164, 87.01, 87.06, 800

(56) **References Cited**

**U.S. PATENT DOCUMENTS**

2,119,382	A	*	5/1938	Cooper	.....	206/44
3,659,704	A	*	5/1972	Collura et al.	.....	206/288
4,457,431	A	*	7/1984	Lundquist et al.	.....	229/101.1
D308,019	S	*	5/1990	Mileos	.....	D9/306
D355,117	S	*	2/1995	Zwaard	.....	D9/431

D401,147	S	*	11/1998	Miller	.....	D9/431
D406,234	S	*	3/1999	Metter et al.	.....	D9/432
6,061,955	A	*	5/2000	Domstein	.....	47/41.01

\* cited by examiner

*Primary Examiner*—James Gandy

*Assistant Examiner*—Daniel Bui

(74) *Attorney, Agent, or Firm*—Blodgett & Blodgett, P.C.

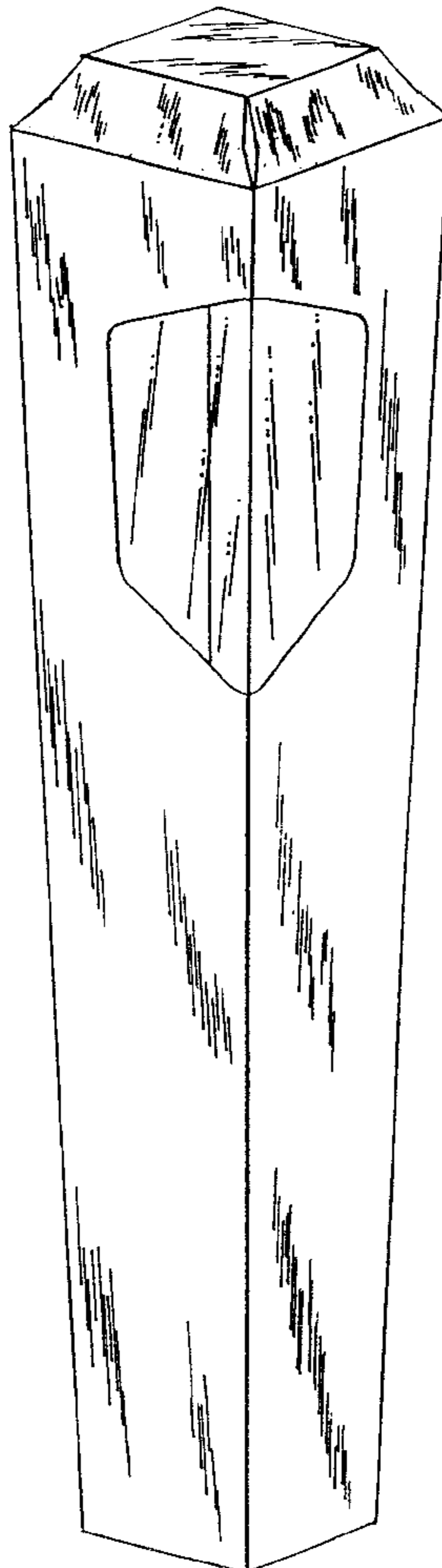
(57) **CLAIM**

The ornamental design for a floral container, as shown and described.

**DESCRIPTION**

FIG. 1 is an isometric view of a floral container showing my new design;  
FIG. 2 is enlarged top plan view thereof;  
FIG. 3 is enlarged bottom plan view thereof;  
FIG. 4 is a front elevational view thereof;  
FIG. 5 is a rear elevational view thereof; and,  
FIG. 6 is a left side elevational view thereof, the right side elevational view being a mirror image thereof.

**1 Claim, 4 Drawing Sheets**



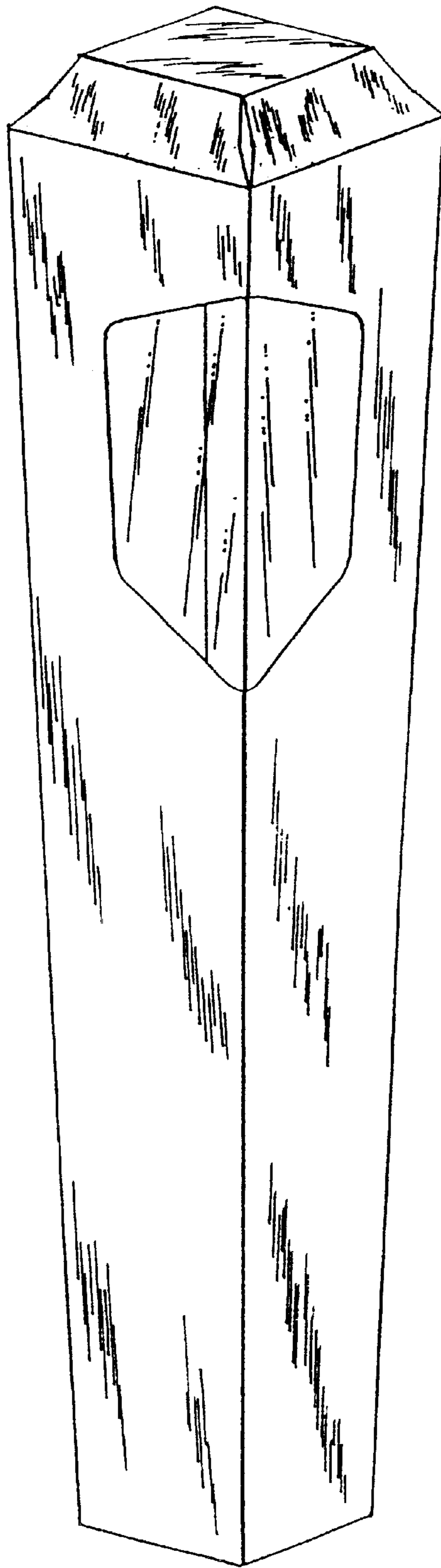


FIG. 1

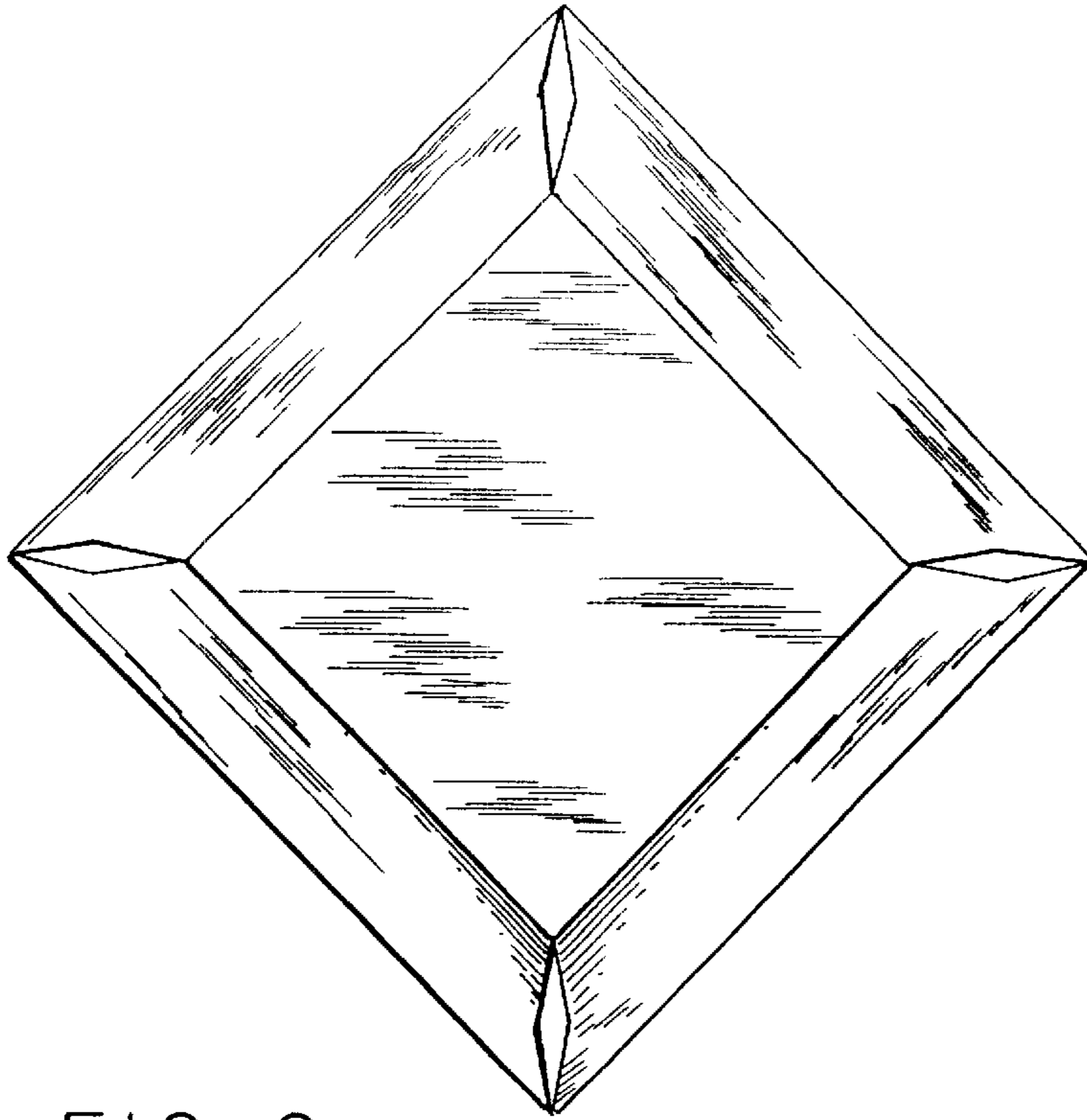


FIG. 2

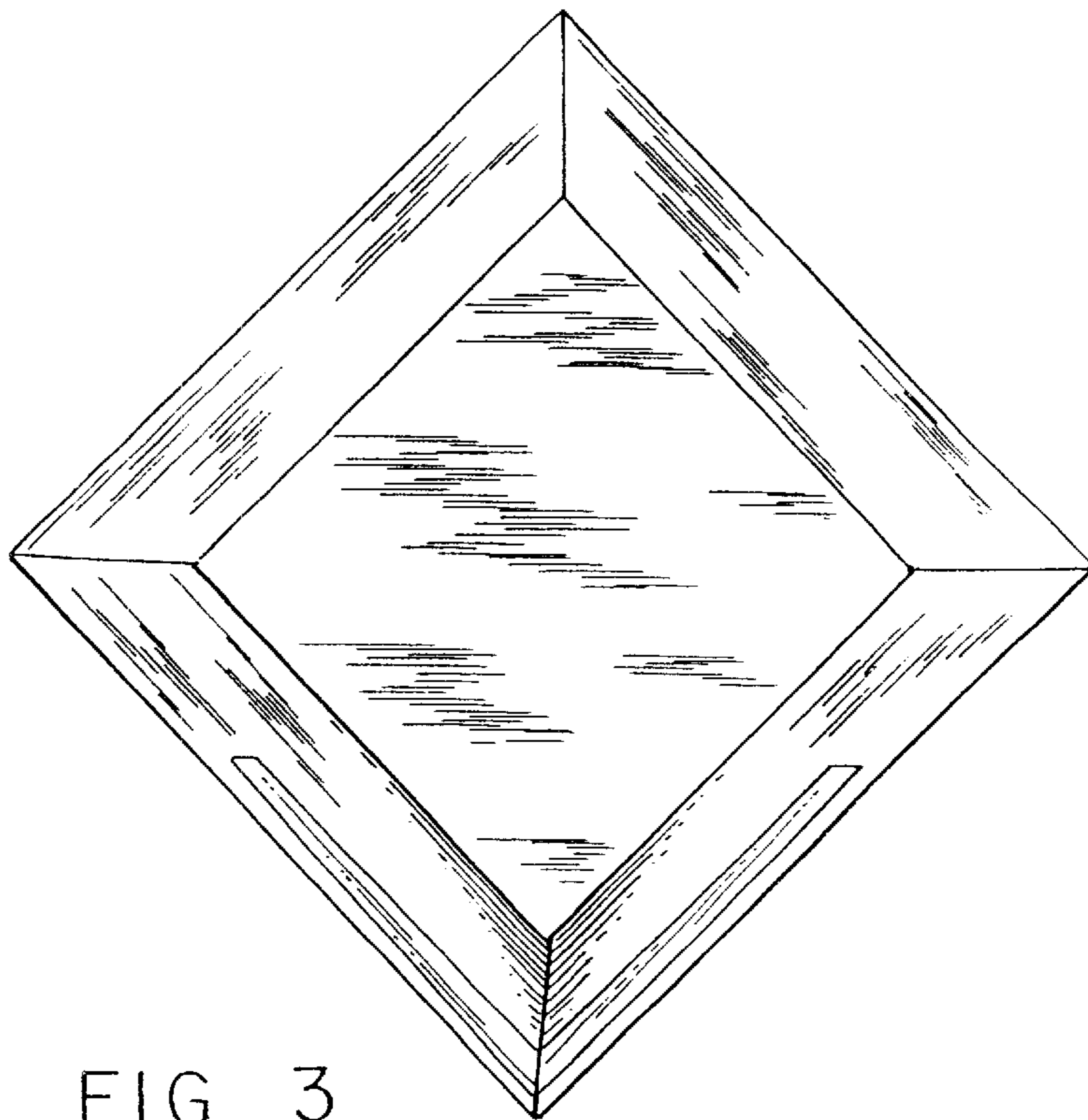


FIG. 3

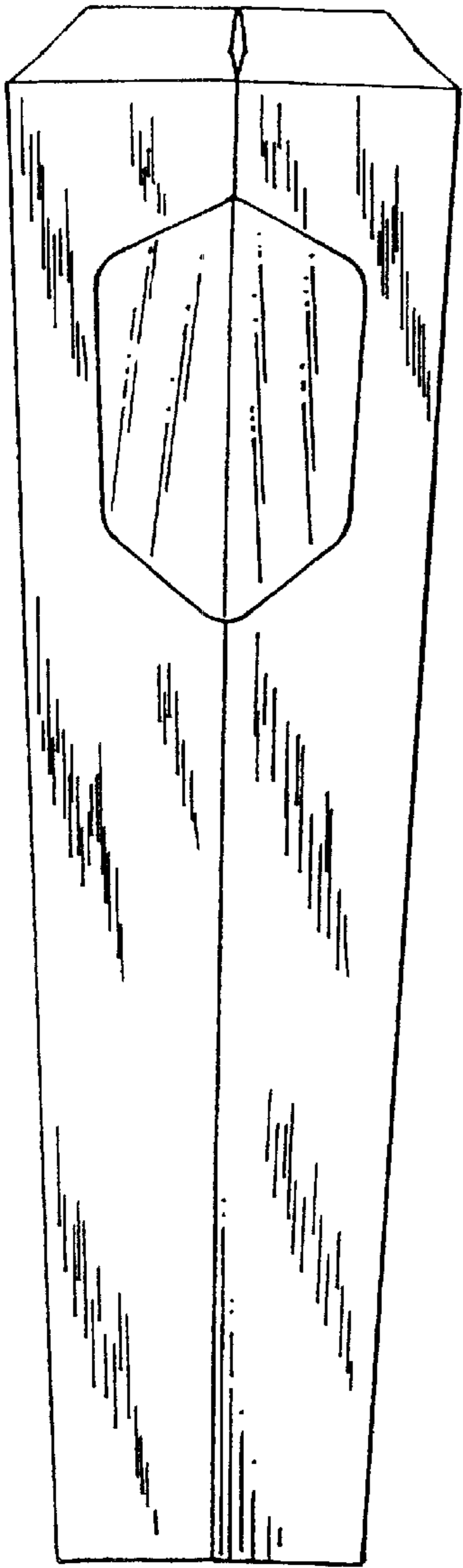


FIG. 4

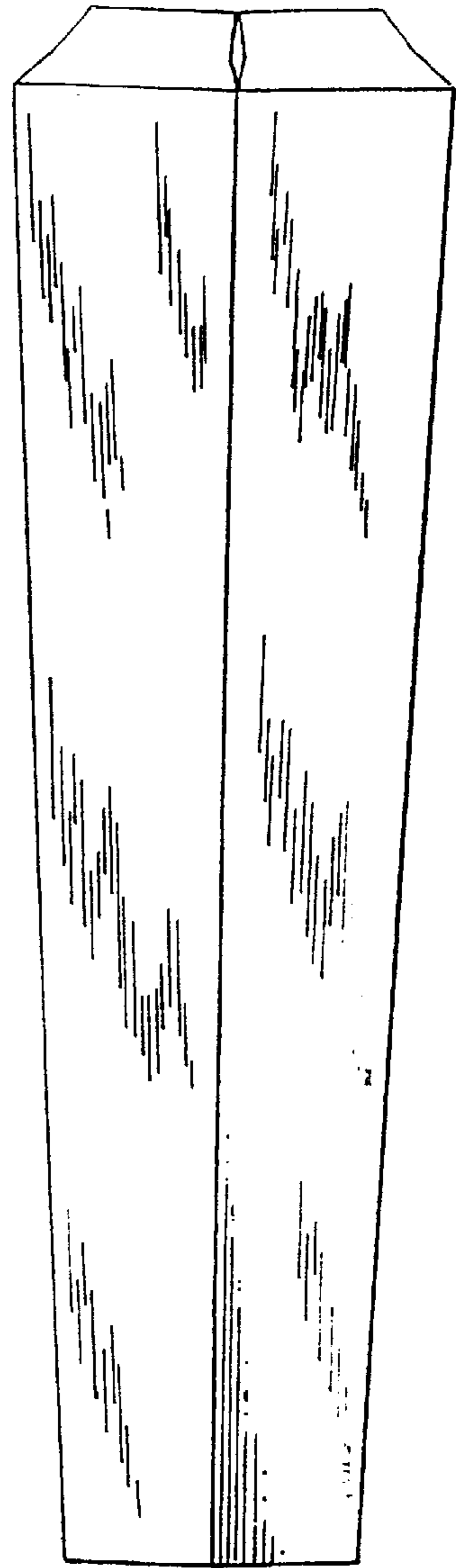


FIG. 5

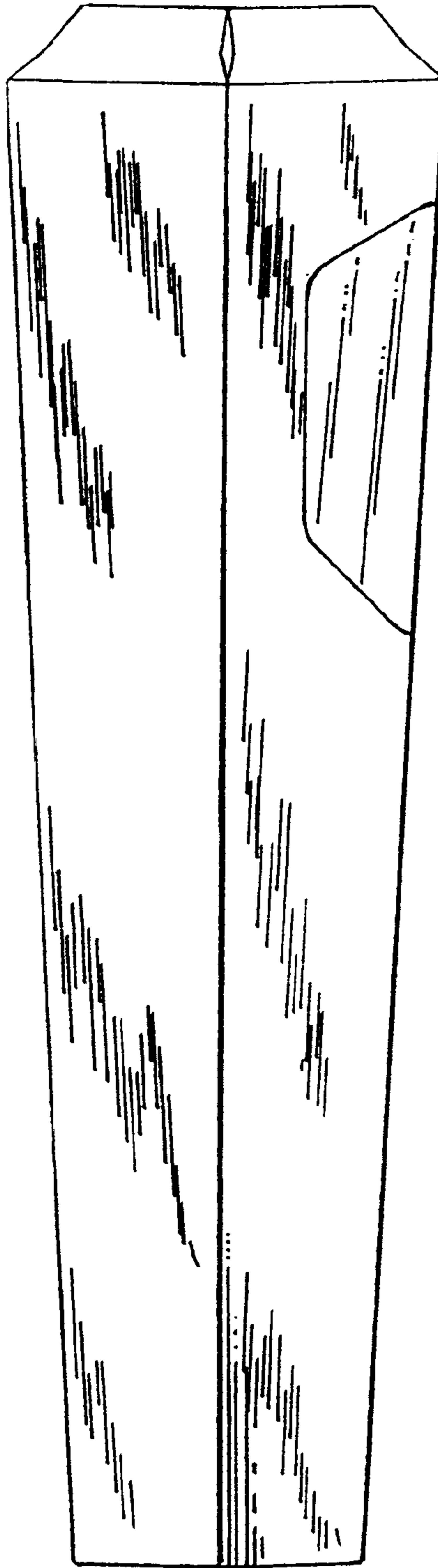


FIG. 6