



US00D455642S

(12) **United States Design Patent**  
**Kelleghan**

(10) **Patent No.:** **US D455,642 S**

(45) **Date of Patent:** **\*\* Apr. 16, 2002**

(54) **CLIP**

5,538,303 A \* 7/1996 Dunham ..... 294/82.19

(75) **Inventor:** **Brian James Kelleghan**, Longmont,  
CO (US)

\* cited by examiner

(73) **Assignee:** **Bison Designs, L.L.C.**, Longmont, CO  
(US)

*Primary Examiner*—Pamela Burgess  
(74) *Attorney, Agent, or Firm*—Rick Martin; Patent Law  
Offices of Rick Martin, P.C.

(\*\*) **Term:** **14 Years**

(57) **CLAIM**

The ornamental design for a clip, as shown.

(21) **Appl. No.:** **29/131,502**

(22) **Filed:** **Oct. 23, 2000**

**DESCRIPTION**

(51) **LOC (7) Cl.** ..... **08-05**

(52) **U.S. Cl.** ..... **D8/367**

(58) **Field of Search** ..... D8/367, 370; 24/599.5,  
24/600.2, 601.2, 598.4, 115 H, 343; 294/82.19;  
248/322, 304, 339

FIG. 1 is a top side plan view of the clip of my new design  
for a clip.

FIG. 2 is a bottom side plan view of the clip shown in FIG.  
1.

FIG. 3 is a front side plan view of the clip shown in FIG. 1.

FIG. 4 is a rear side plan view of the clip shown in FIG. 1.

FIG. 5 is a left side plan view of the clip shown in FIG. 1.

FIG. 6 is a right side plan view of the clip shown in FIG. 1;

and,

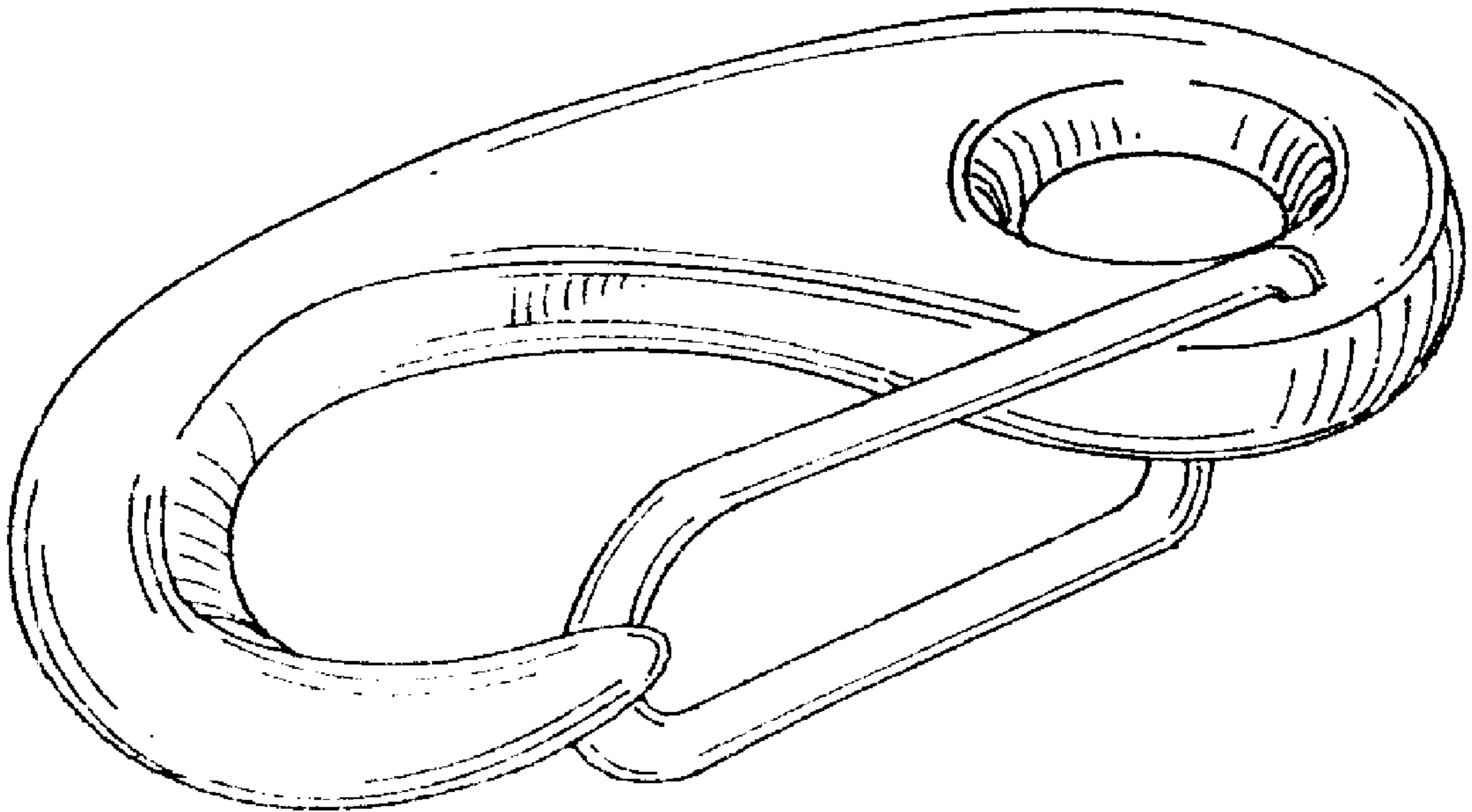
FIG. 7 is a top perspective view of the clip shown in FIG.  
1.

(56) **References Cited**

**U.S. PATENT DOCUMENTS**

3,083,431 A \* 4/1963 Lewis ..... 294/82.19  
4,622,724 A \* 11/1986 Dupre ..... 24/130  
5,257,441 A \* 11/1993 Harlow ..... 24/599.5

**1 Claim, 1 Drawing Sheet**






FIG. 3



FIG. 5

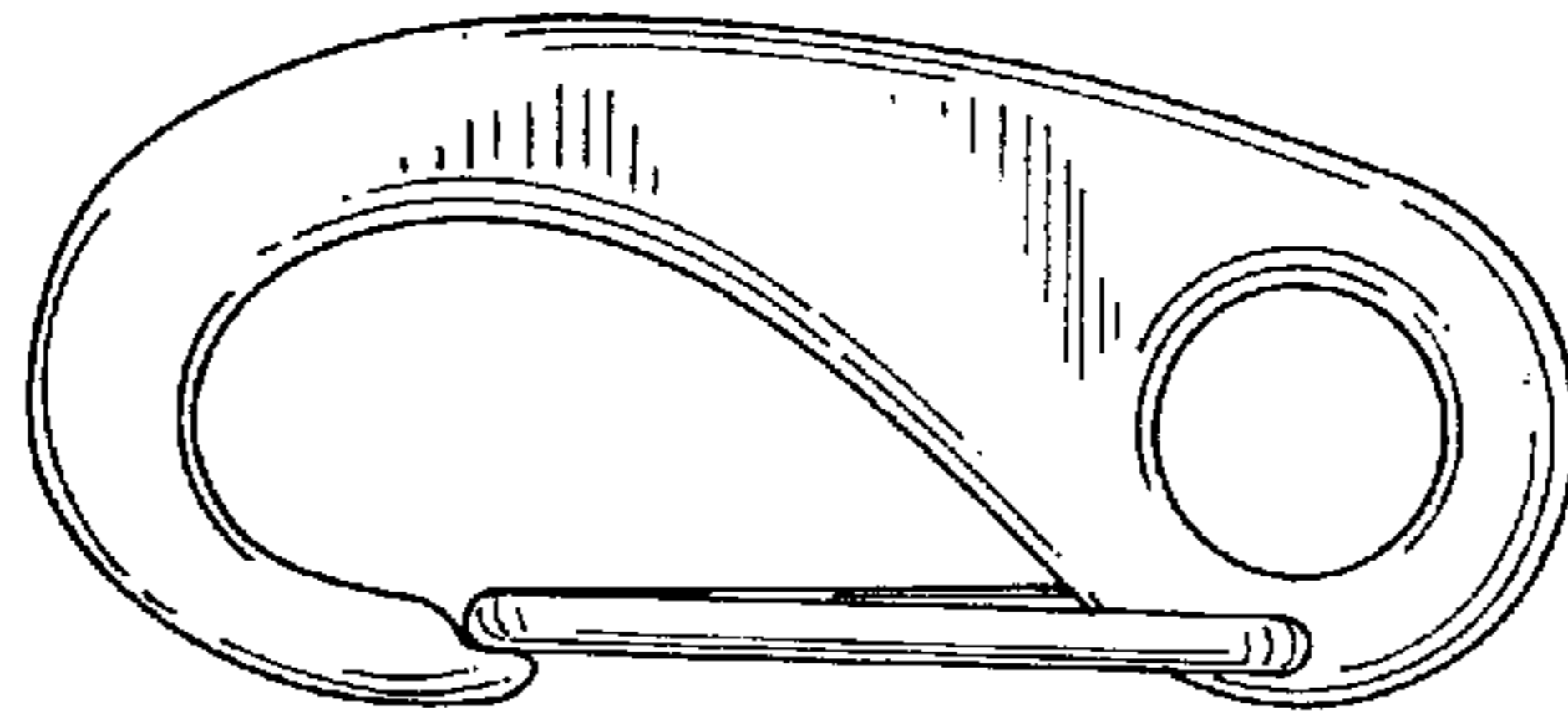


FIG. 1



FIG. 6

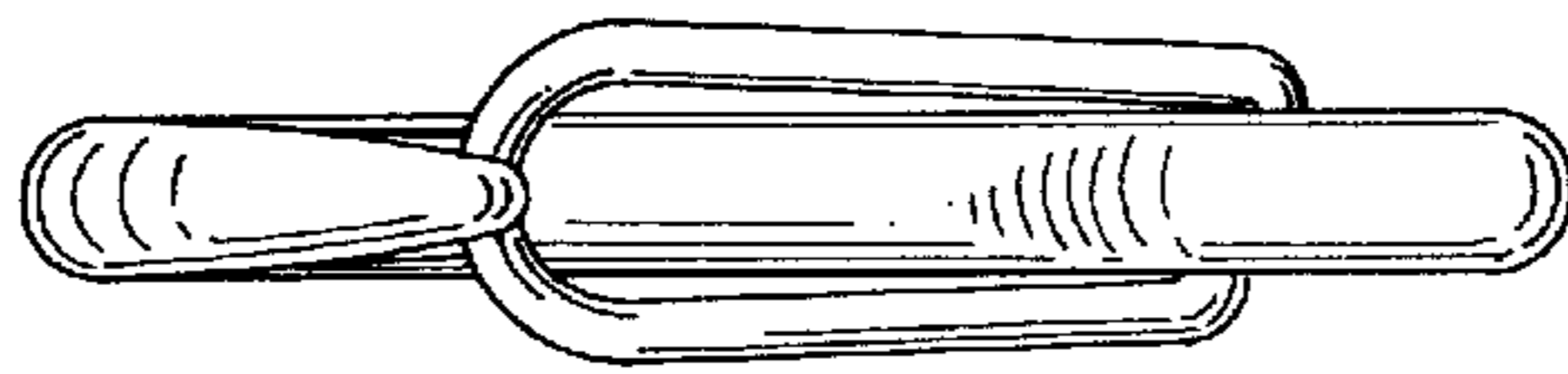


FIG. 4

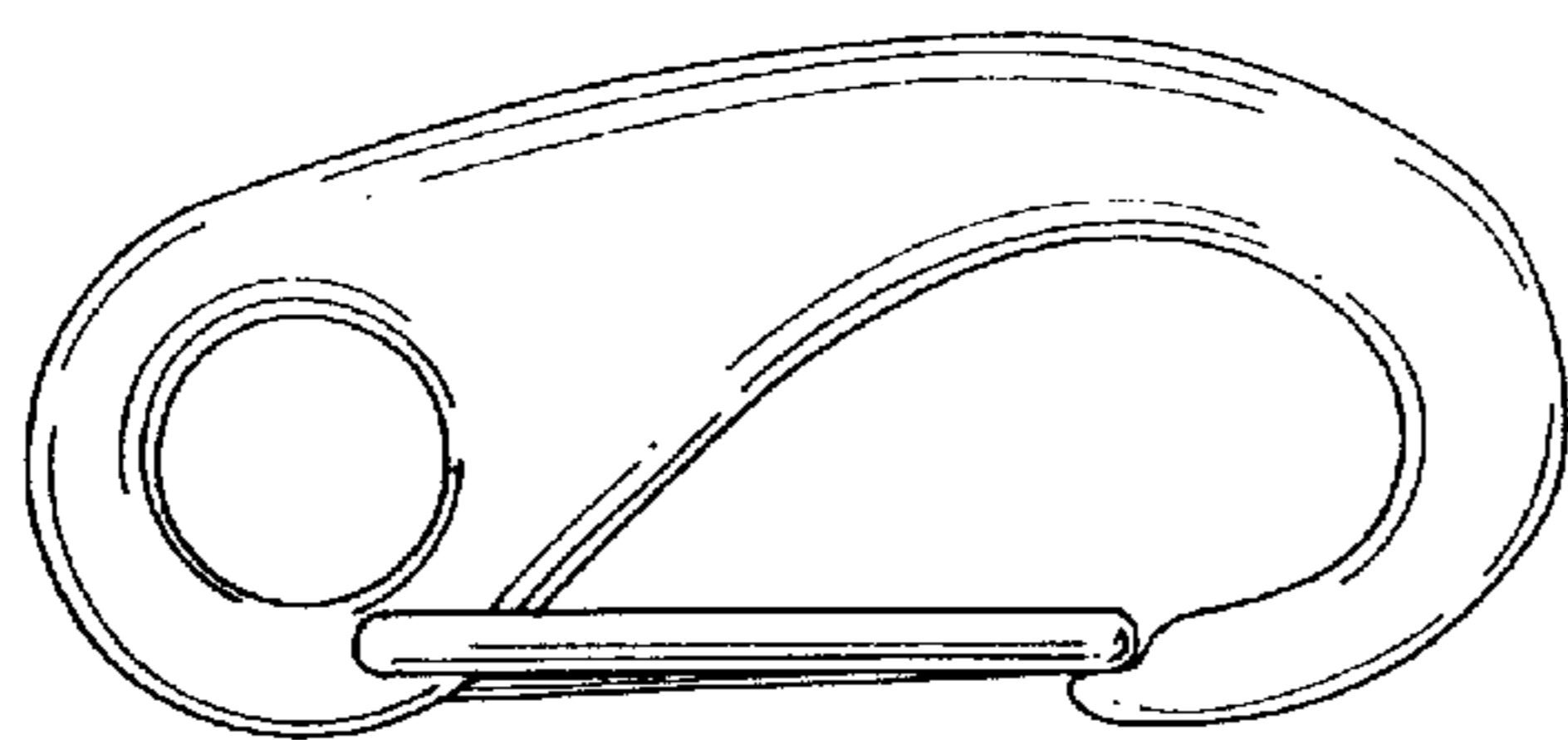


FIG. 2

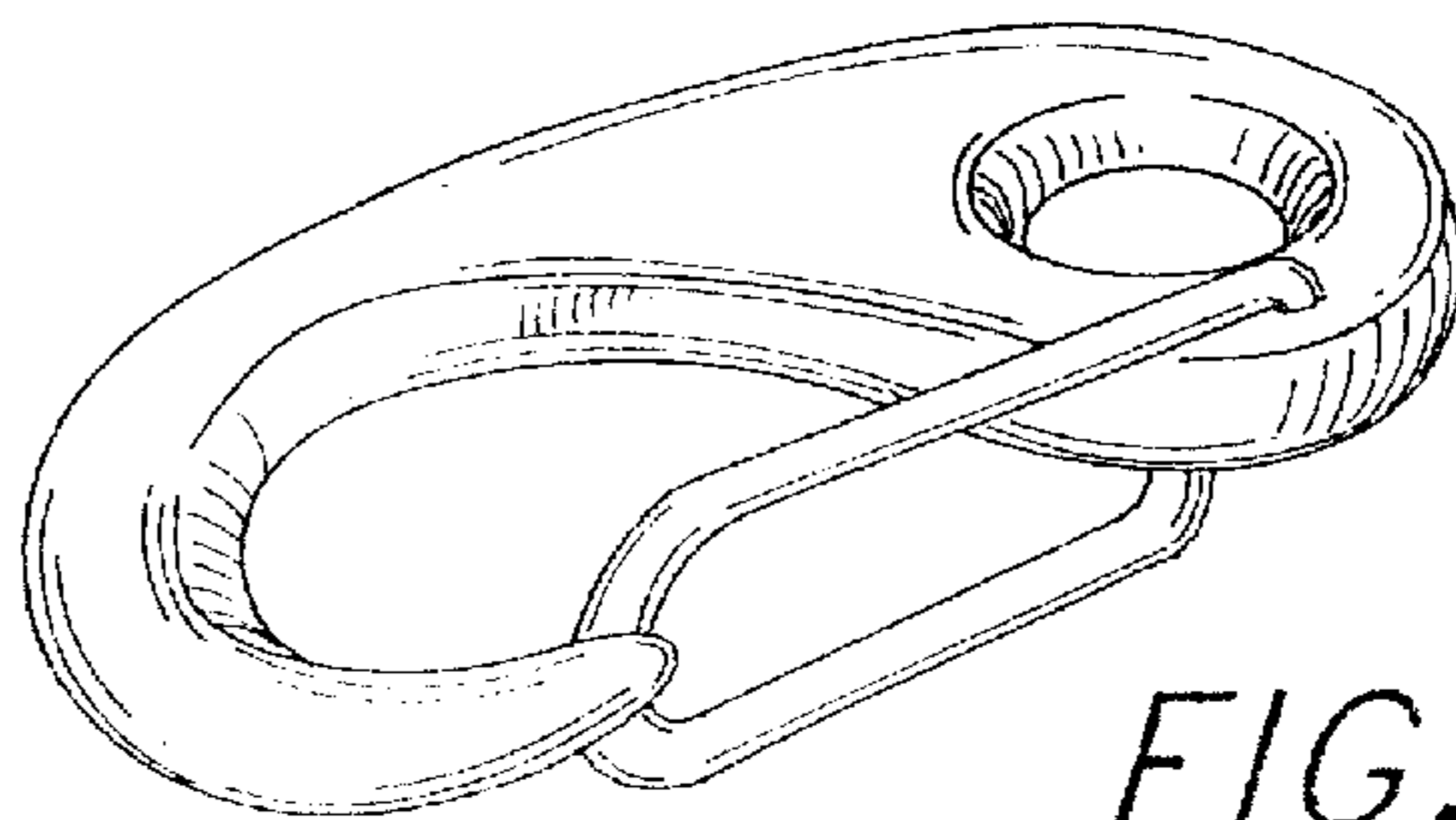


FIG. 7