



US00D455633S

(12) **United States Design Patent**
Jospe

(10) **Patent No.:** **US D455,633 S**

(45) **Date of Patent:** **** Apr. 16, 2002**

(54) **DOOR HANDLE**

(75) **Inventor:** **Joe Jospe, Montreal (CA)**

(73) **Assignee:** **Ideal Security Inc. (CA)**

(**) **Term:** **14 Years**

(21) **Appl. No.:** **29/141,827**

(22) **Filed:** **May 15, 2001**

(30) **Foreign Application Priority Data**

Jan. 26, 2001 (CA) 2001-0190

(51) **LOC (7) Cl.** **08-06**

(52) **U.S. Cl.** **D8/308**

(58) **Field of Search** D8/300-302, 307-312,
D8/338, 339, 341, 306; 292/336.3, 347,
356, 357, DIG. 12, DIG. 30, DIG. 37;
16/110.1, 412-417, 419, 420, 441, 443

(56) **References Cited**

U.S. PATENT DOCUMENTS

D103,904 S * 3/1937 Welch

2,479,256 A * 8/1949 Radcliffe
D204,089 S * 3/1966 Adler
3,452,564 A * 7/1969 Hallgren
3,899,204 A * 8/1975 Ulrich
D423,320 S * 4/2000 Kelly D8/301
6,174,005 B1 * 1/2001 Norton 292/336.3

* cited by examiner

Primary Examiner—B. J. Bullock

(74) *Attorney, Agent, or Firm*—Diller, Ramik & Wight

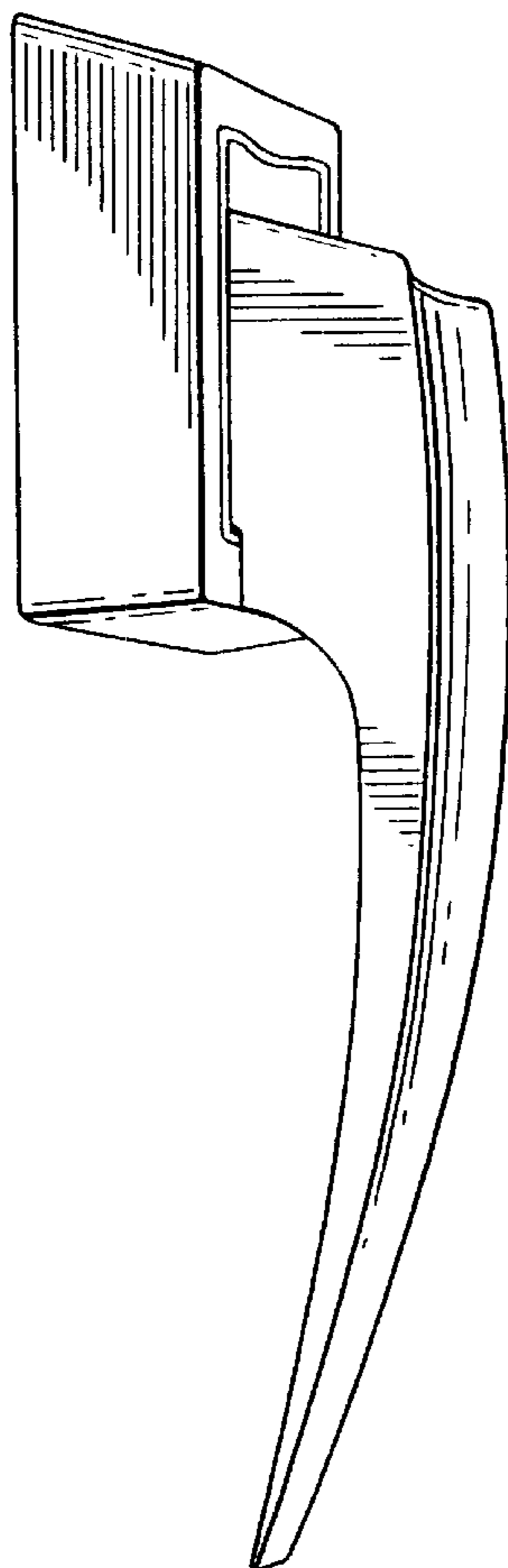
(57) **CLAIM**

The ornamental design for a door handle, as shown and described.

DESCRIPTION

FIG. 1 is a perspective view of the door handle in accordance with the present design;
FIG. 2 is a side elevational view thereof taken from the left side, the other side being identical;
FIG. 3 is a front elevational view thereof;
FIG. 4 is a top plan view thereof; and,
FIG. 5 is a bottom plan view thereof.

1 Claim, 2 Drawing Sheets



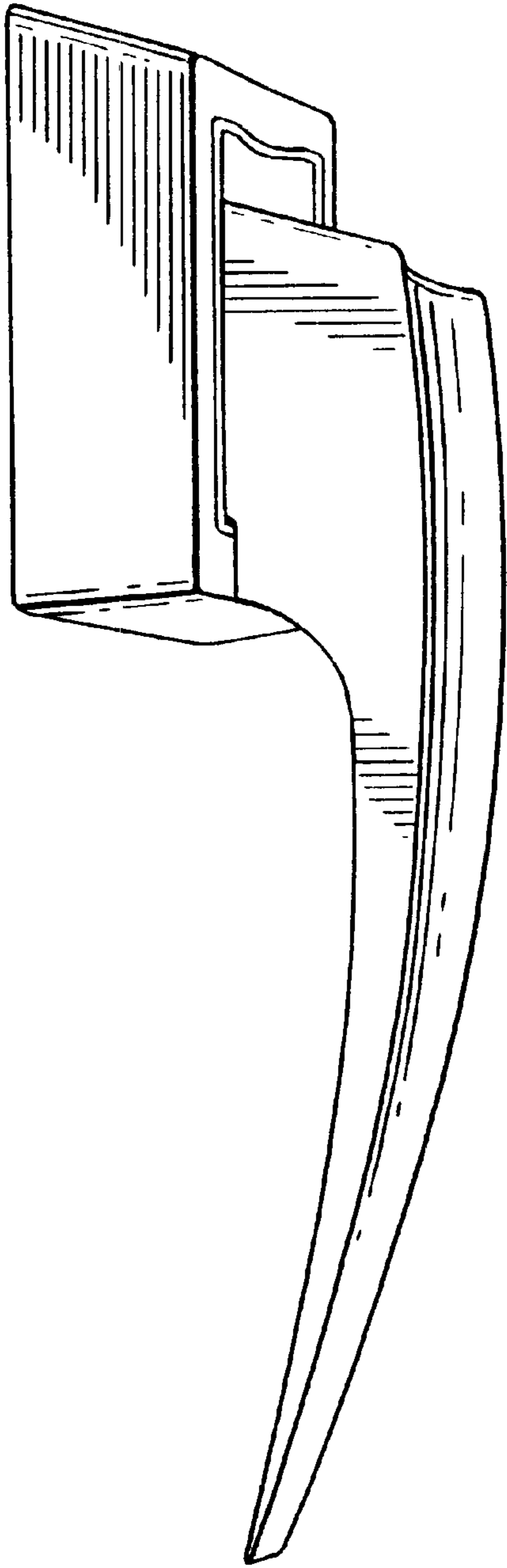


Fig. 1

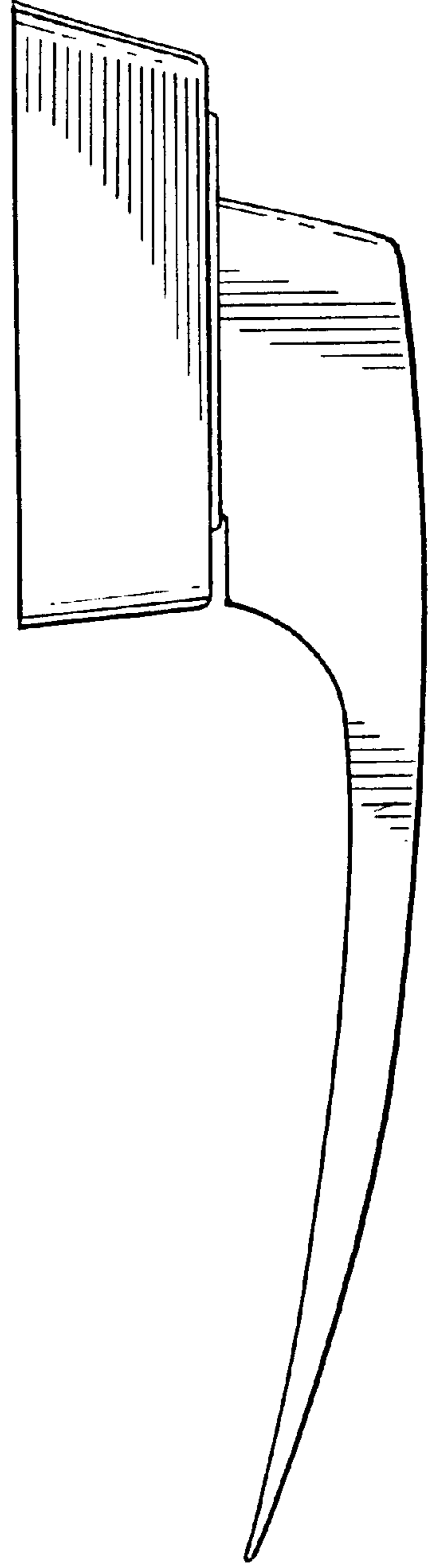


Fig. 2

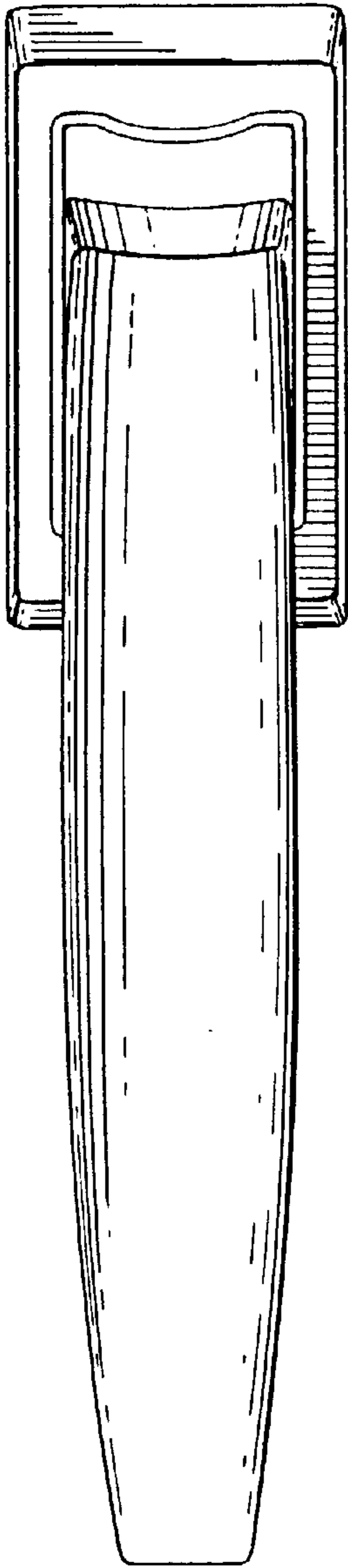


Fig. 3




Fig. 4




Fig. 5