



US00D455632S

(12) **United States Design Patent**  
**Kelly**

(10) **Patent No.:** **US D455,632 S**

(45) **Date of Patent:** **\*\* Apr. 16, 2002**

(54) **DOOR HANDLE**

(75) Inventor: **Peter Kelly**, Pointe Claire (CA)

(73) Assignee: **Ideal Security Inc**, LaSalle (CA)

(\*\*) Term: **14 Years**

(21) Appl. No.: **29/145,140**

(22) Filed: **Jul. 18, 2001**

(30) **Foreign Application Priority Data**

Jan. 18, 2001 (CA) ..... 2001-0126

(51) **LOC (7) Cl.** ..... **08-06**

(52) **U.S. Cl.** ..... **D8/301**; D8/320

(58) **Field of Search** ..... D8/301, 302, 307,  
D8/319, 320, 352; 290/347, 357, 350, 356,  
336.3; 16/412, 414, 441

(56) **References Cited**

**U.S. PATENT DOCUMENTS**

- 1,059,952 A \* 4/1913 Spooner
- 3,101,965 A \* 8/1963 Muttart
- 5,084,940 A \* 2/1992 Loffler

**OTHER PUBLICATIONS**

Dexter by Master Lock catalog; p. 8; Richmond handleset.\*  
Baldwin Decorative Architectural Hardware brochure;  
copyright 1986; Lexington handleset.\*  
Weiser Locks brochure; Fashion handleset.\*

\* cited by examiner

*Primary Examiner*—B. J. Bullock

(74) *Attorney, Agent, or Firm*—Diller, Ramik & Wight

(57) **CLAIM**

The ornamental design for a door handle, as shown and described.

**DESCRIPTION**

FIG. 1 is a perspective view of the door handle in accordance with the present design;

FIG. 2 is a side elevational view thereof;

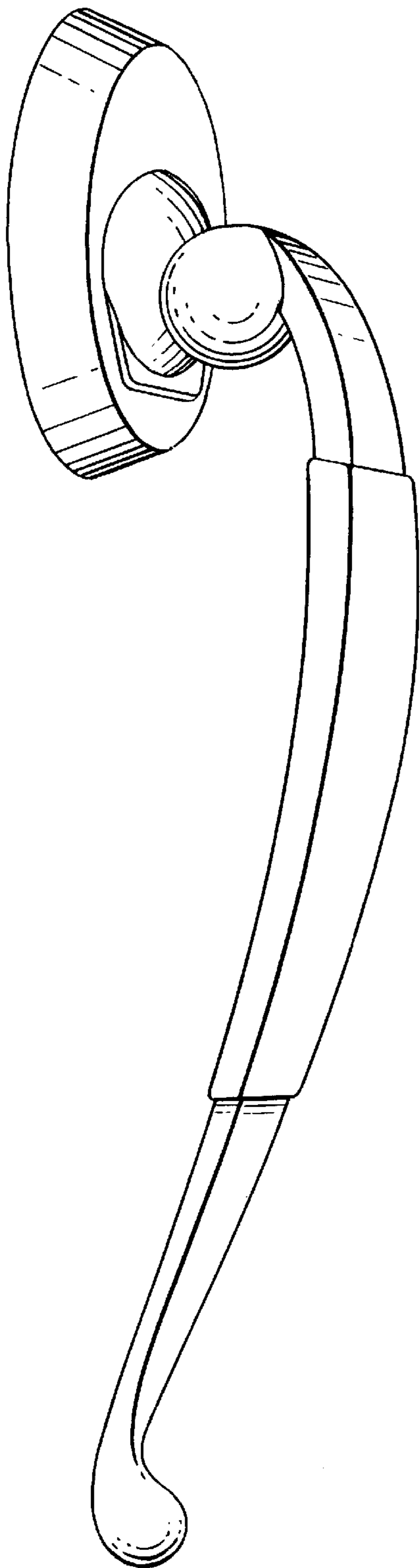
FIG. 3 is a front elevational view thereof;

FIG. 4 is a top plan view thereof; and,


FIG. 5 is a bottom plan view thereof.

**1 Claim, 2 Drawing Sheets**






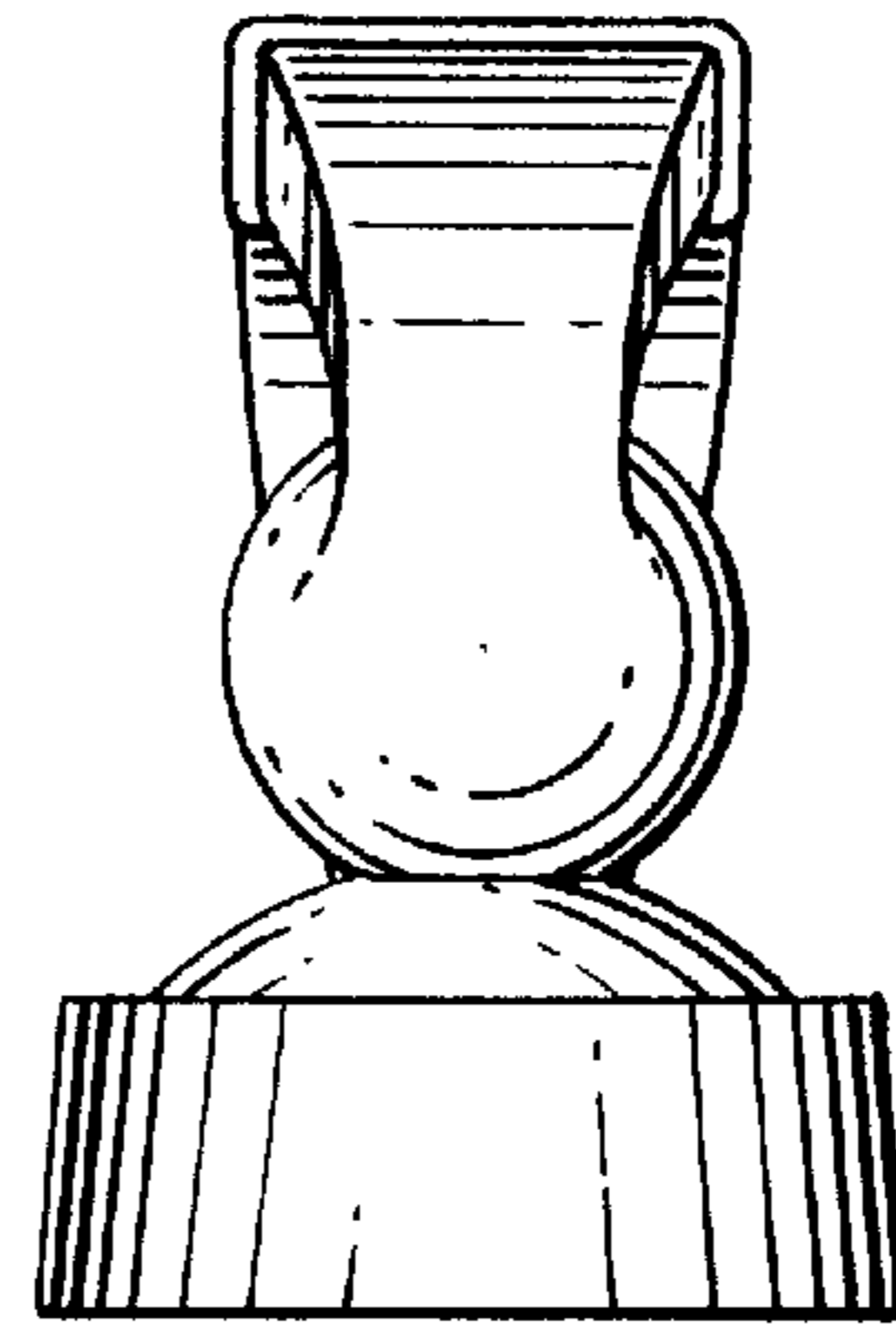
*Fig. 1*



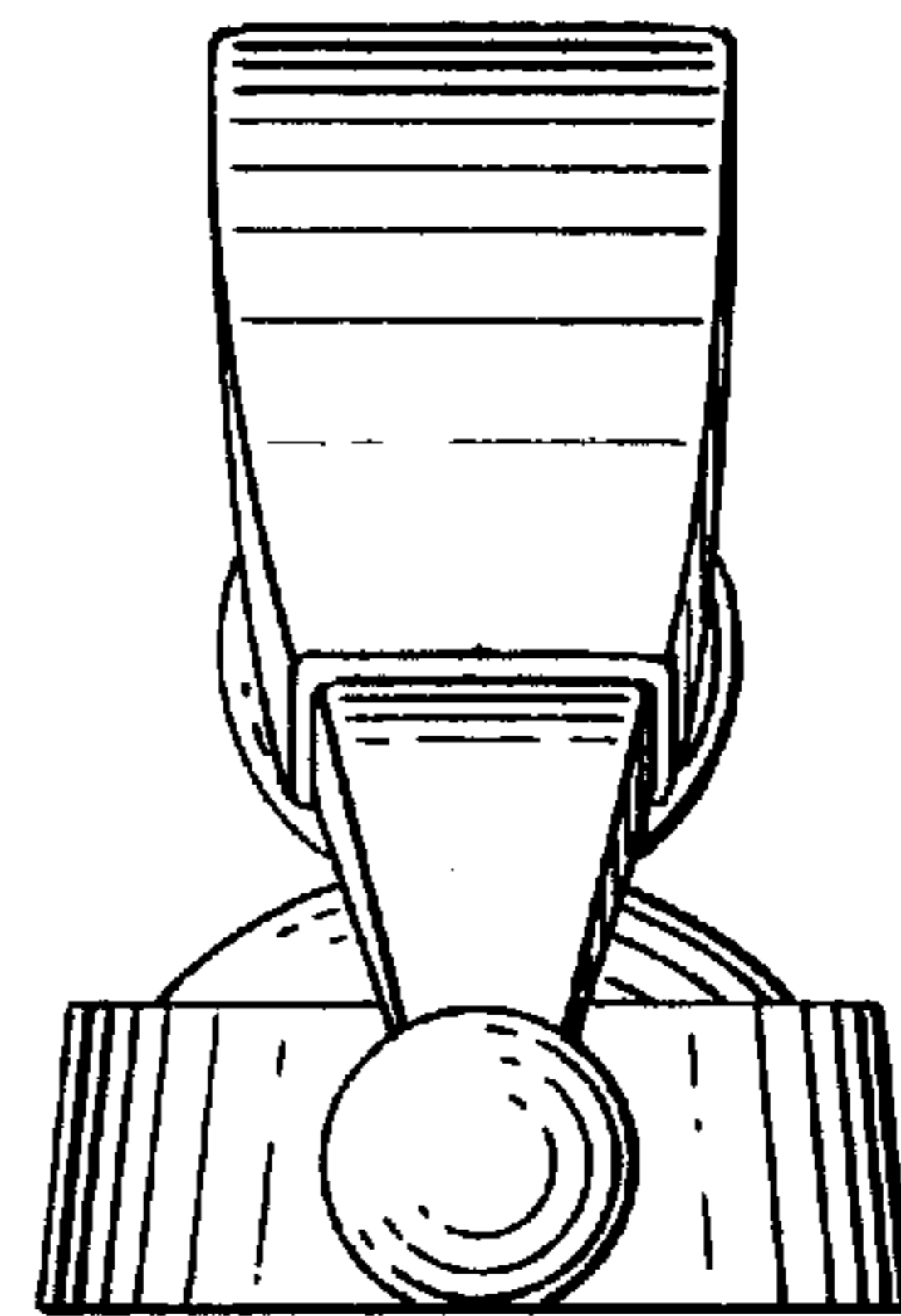
*Fig. 2*



*Fig. 3*



*Fig. 4*



*Fig. 5*