



US00D455607S

(12) **United States Design Patent**
Johnson

(10) **Patent No.:** **US D455,607 S**

(45) **Date of Patent:** **** Apr. 16, 2002**

(54) **BASE FOR BEVERAGE DISPENSER**

(75) **Inventor:** **Peter A. Johnson**, Burlington, MA
(US)

(73) **Assignee:** **BostonBean Coffee Company, Inc.**,
Woburn, MA (US)

(**) **Term:** **14 Years**

(21) **Appl. No.:** **29/125,571**

(22) **Filed:** **Jun. 23, 2000**

(51) **LOC (7) Cl.** **07-99**

(52) **U.S. Cl.** **D7/397; D7/387; D7/388;**
D7/399

(58) **Field of Search** **D7/306, 307, 308,**
D7/309, 311, 300, 387, 399, 388, 397;
220/575, 23.8; 206/564; 248/311.2, 346.5;
81/3.09; 222/385, 186; 246/340, 370; D6/468,
474; 99/304, 279

(56) **References Cited**

U.S. PATENT DOCUMENTS

2,128,637	A	8/1938	Davis	221/80
D196,376	S	* 9/1963	Hines	D7/397
4,128,050	A	* 12/1978	Petry	99/304
4,491,040	A	1/1985	Corona	81/3.1 R
D302,219	S	* 7/1989	Pandolfi	D6/467

D306,536	S	* 3/1990	Pandolfi	D6/468
5,356,008	A	10/1994	Chung	206/449
D356,713	S	* 3/1995	Groover	D7/306
5,511,755	A	4/1996	Spykerman	248/311.2
D380,335	S	* 7/1997	Hui	D7/309
5,887,749	A	3/1999	Schommer et al.	220/575
D421,871	S	3/2000	Klosinski et al.	D7/309
D423,862	S	* 5/2000	Mravlja, Jr. et al.	D7/306
D434,600	S	* 12/2000	Garcia et al.	D7/397

* cited by examiner

Primary Examiner—M. N. Pandozzi

(74) *Attorney, Agent, or Firm*—Barlow, Josephs & Holmes

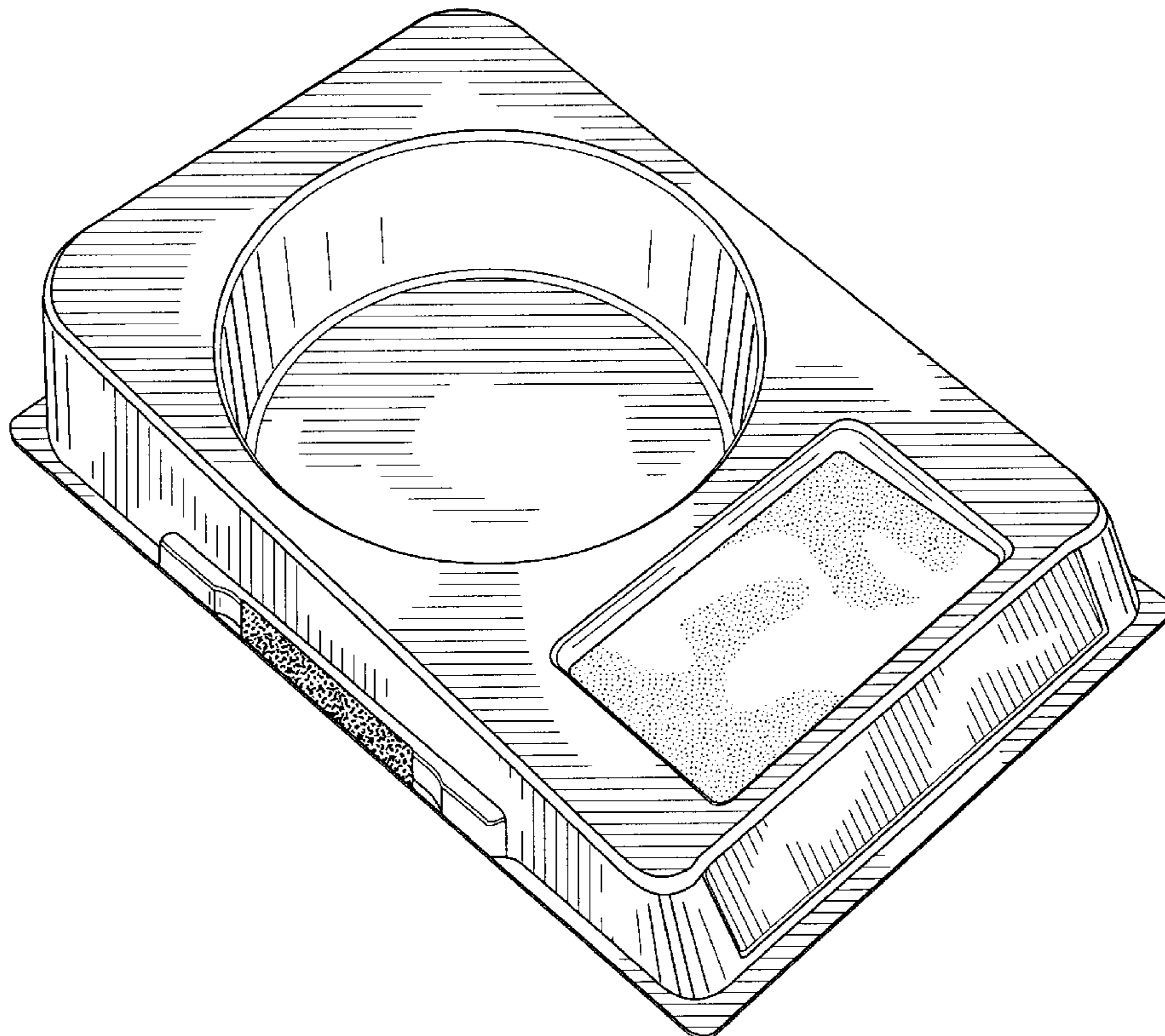
(57) **CLAIM**

The ornamental design for a base for beverage dispenser, as shown.

DESCRIPTION

FIG. 1 is a perspective view of a base for beverage dispenser showing my new design;
FIG. 2 is a top view thereof;
FIG. 3 is a left side elevational view thereof;
FIG. 4 is a right side elevational view thereof;
FIG. 5 is a bottom view thereof;
FIG. 6 is a front elevational view thereof; and,
FIG. 7 is a rear elevational view thereof.

1 Claim, 5 Drawing Sheets



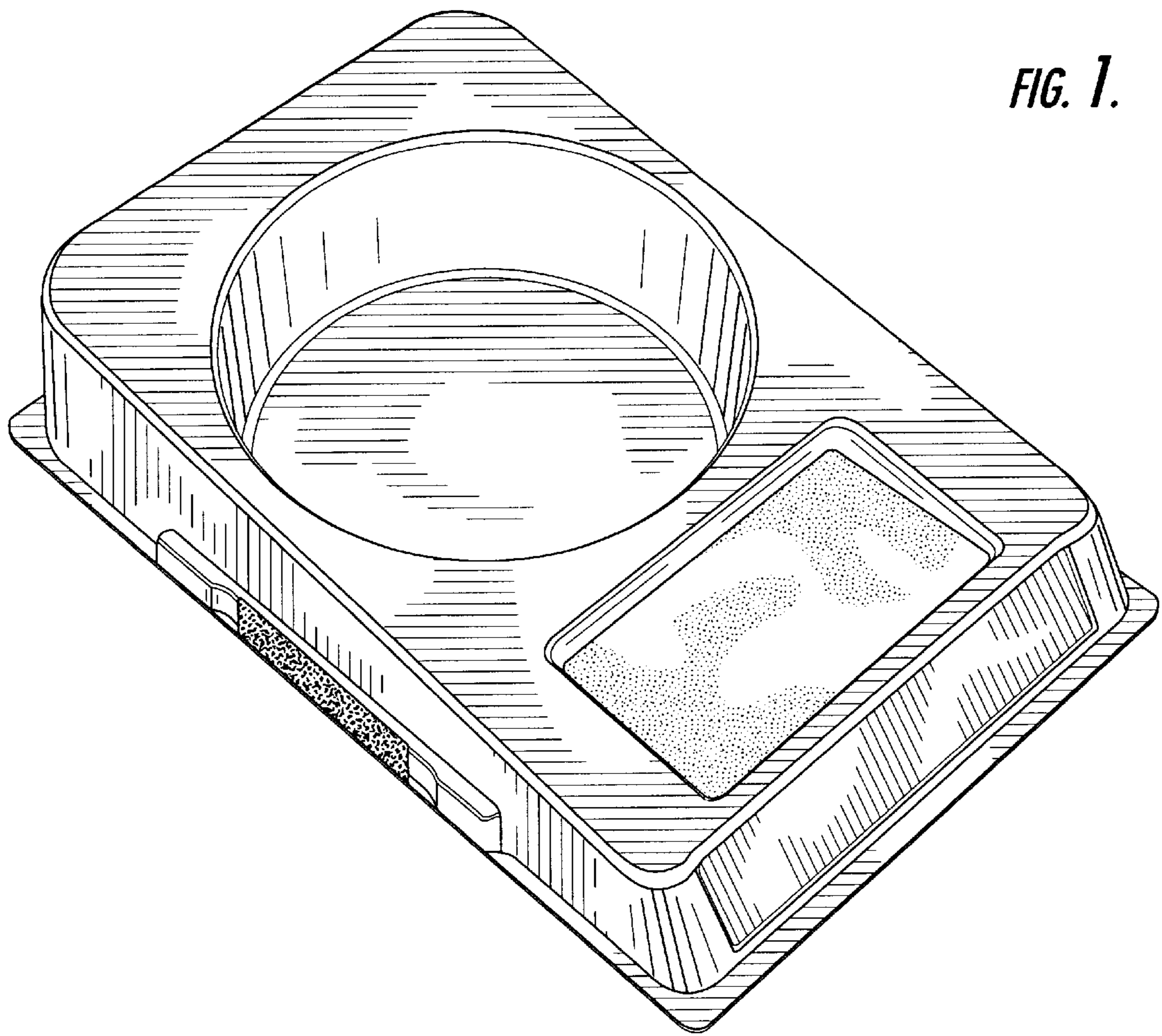


FIG. 1.

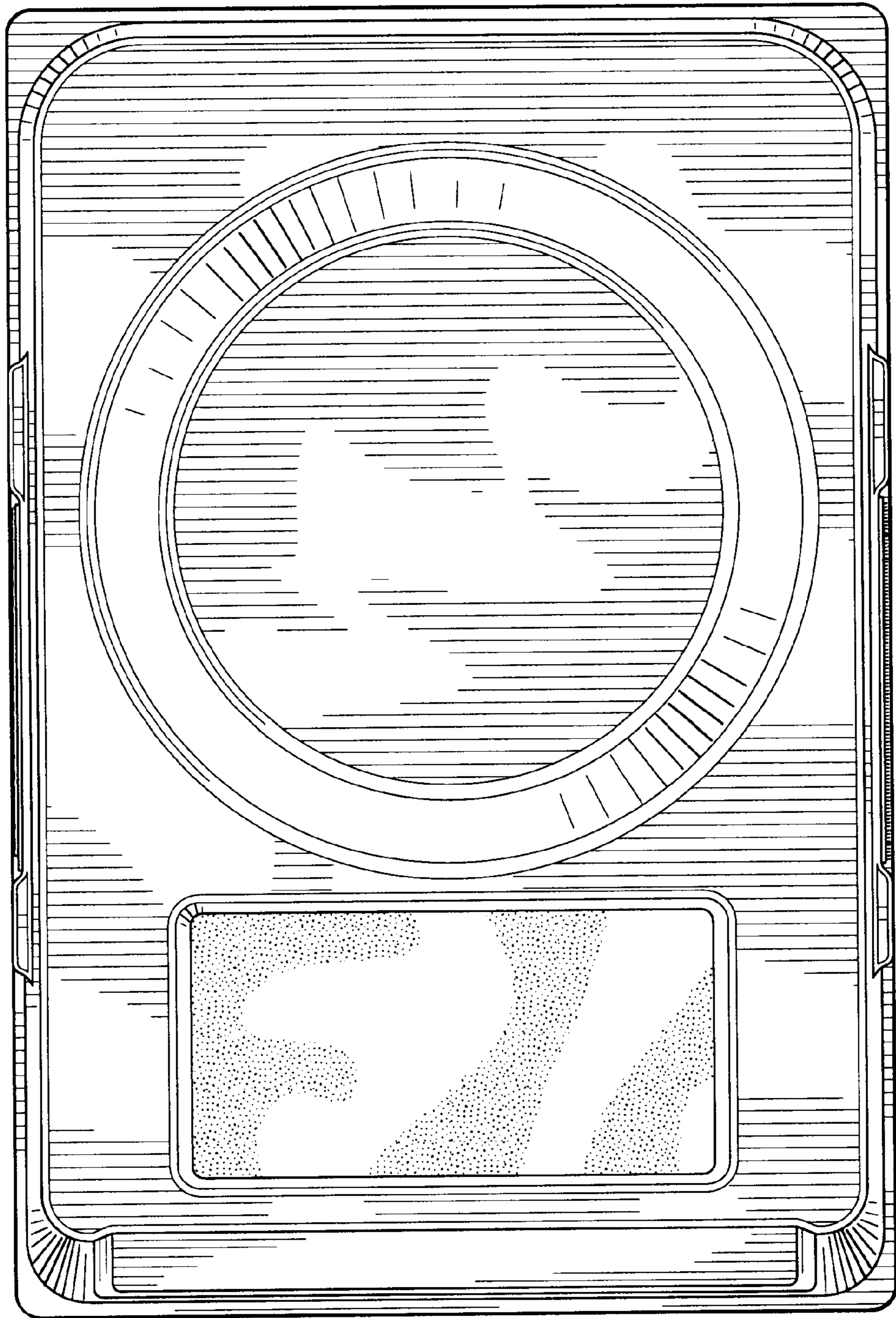


FIG. 2.

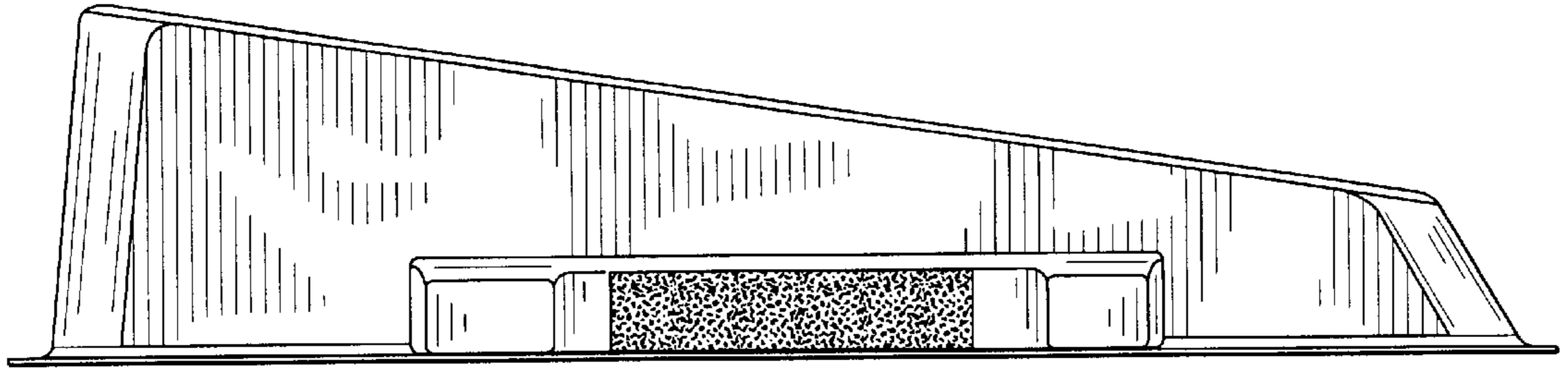


FIG. 3.

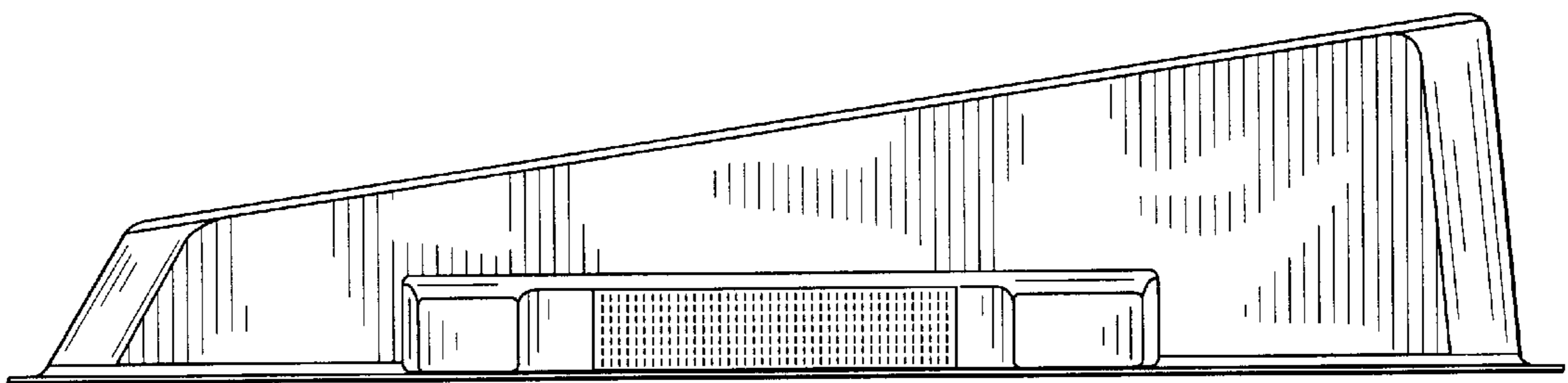


FIG. 4.




FIG. 5.

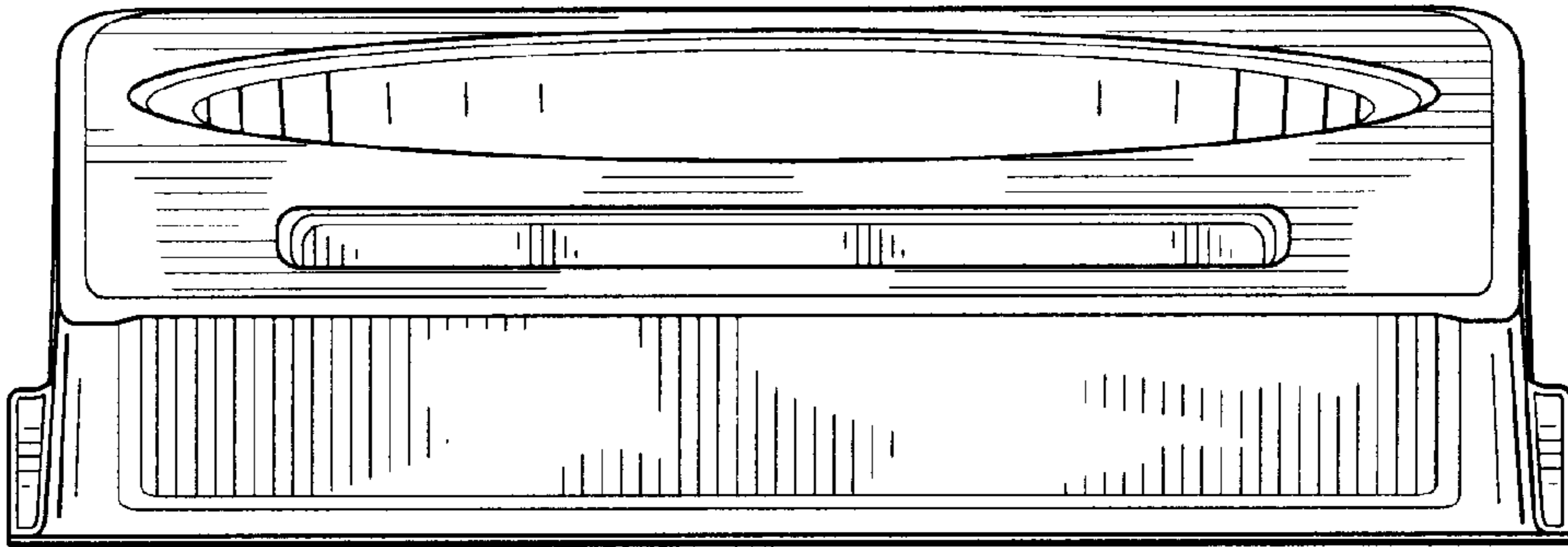


FIG. 6.

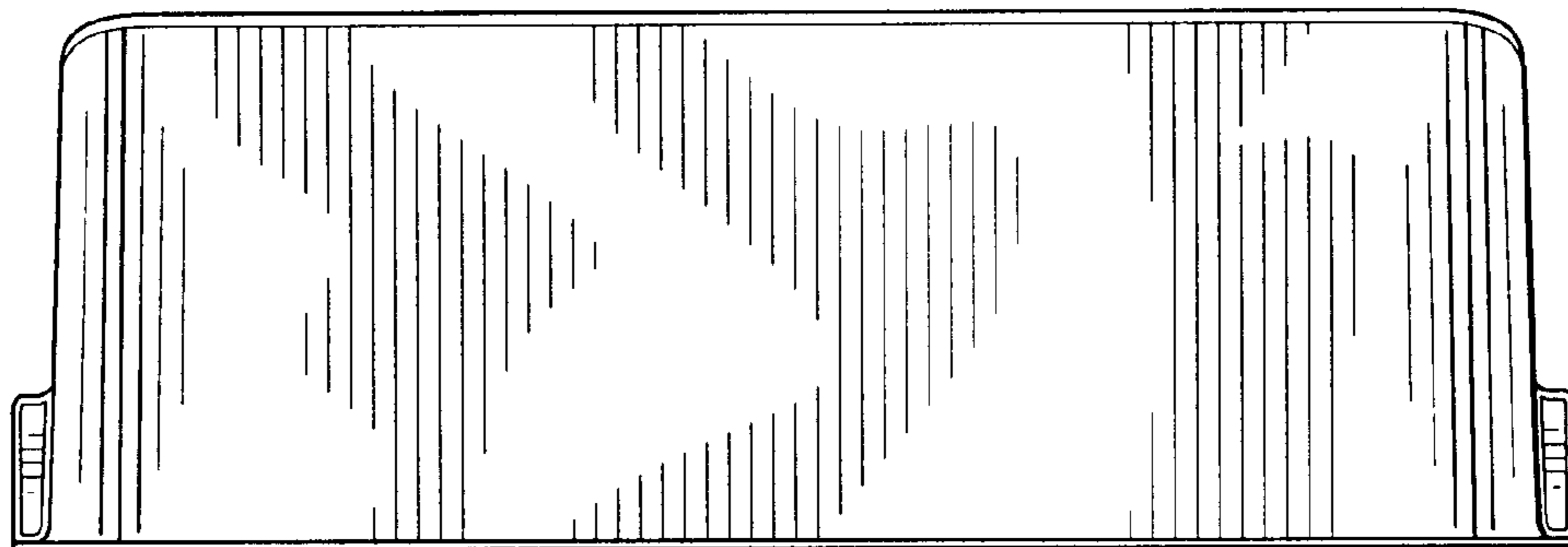


FIG. 7.