



US00D455584S

(12) **United States Design Patent**  
**Domenig**

(10) **Patent No.:** **US D455,584 S**

(45) **Date of Patent:** **\*\* Apr. 16, 2002**

(54) **DRAWER SIDE PANEL**

(76) **Inventor:** **Georg Domenig**, 1110 Whispering Pines, Kernersville, NC (US) 27284

(\*\*) **Term:** **14 Years**

(21) **Appl. No.:** **29/141,171**

(22) **Filed:** **May 2, 2001**

(51) **LOC (7) Cl.** ..... **06-06**

(52) **U.S. Cl.** ..... **D6/510**

(58) **Field of Search** ..... D6/432, 445, 446,  
D6/491, 509, 510, 511; 312/330.1, 348.4,  
204

(56) **References Cited**

**U.S. PATENT DOCUMENTS**

- D92,553 S \* 6/1934 Pike ..... D6/491
- D92,557 S \* 6/1934 Pike ..... D6/491
- D92,558 S \* 6/1934 Pike ..... D6/491
- D97,350 S \* 10/1935 Kimberly ..... D6/491

- D319,933 S \* 9/1991 Rock et al. .... D6/492
- D320,710 S \* 10/1991 Rock et al. .... D6/492
- D352,854 S \* 11/1994 Svoboda ..... D6/510

\* cited by examiner

*Primary Examiner*—Cathron C. Brooks

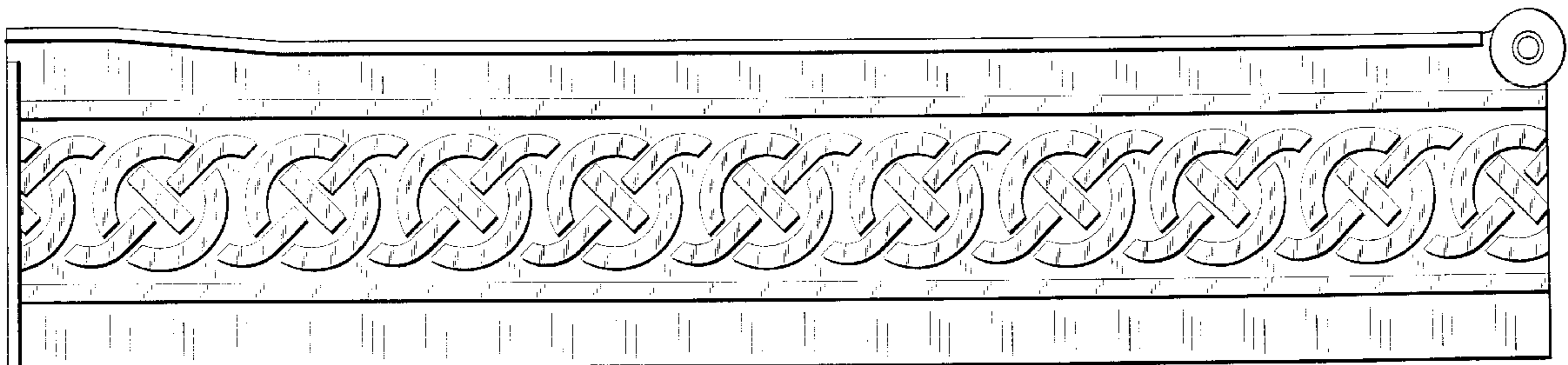
(57) **CLAIM**

The ornamental design for a drawer side panel, as shown and described.

**DESCRIPTION**

FIG. 1 is a side elevational view of a drawer side;  
 FIG. 2 is a top view thereof;  
 FIG. 3 is a front elevational view thereof;  
 FIG. 4 is a rear elevational view thereof;  
 FIG. 5 is a side elevational view of the opposite side of the drawer side panel shown in FIG. 1; and,  
 FIG. 6 is a bottom view thereof.

**1 Claim, 3 Drawing Sheets**



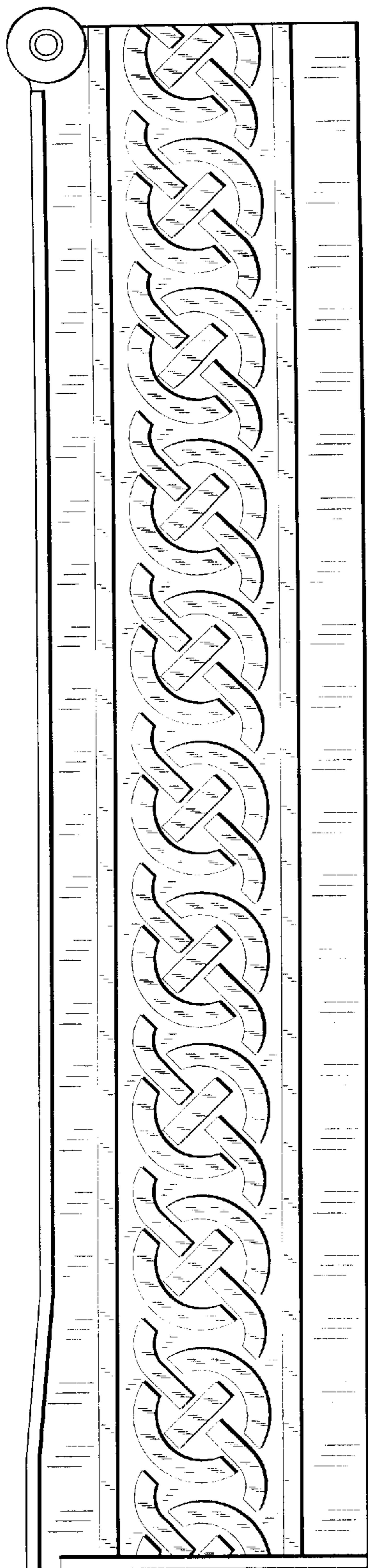


Fig. 1

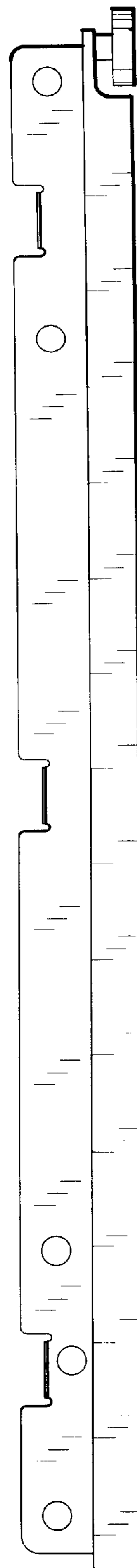


Fig. 2

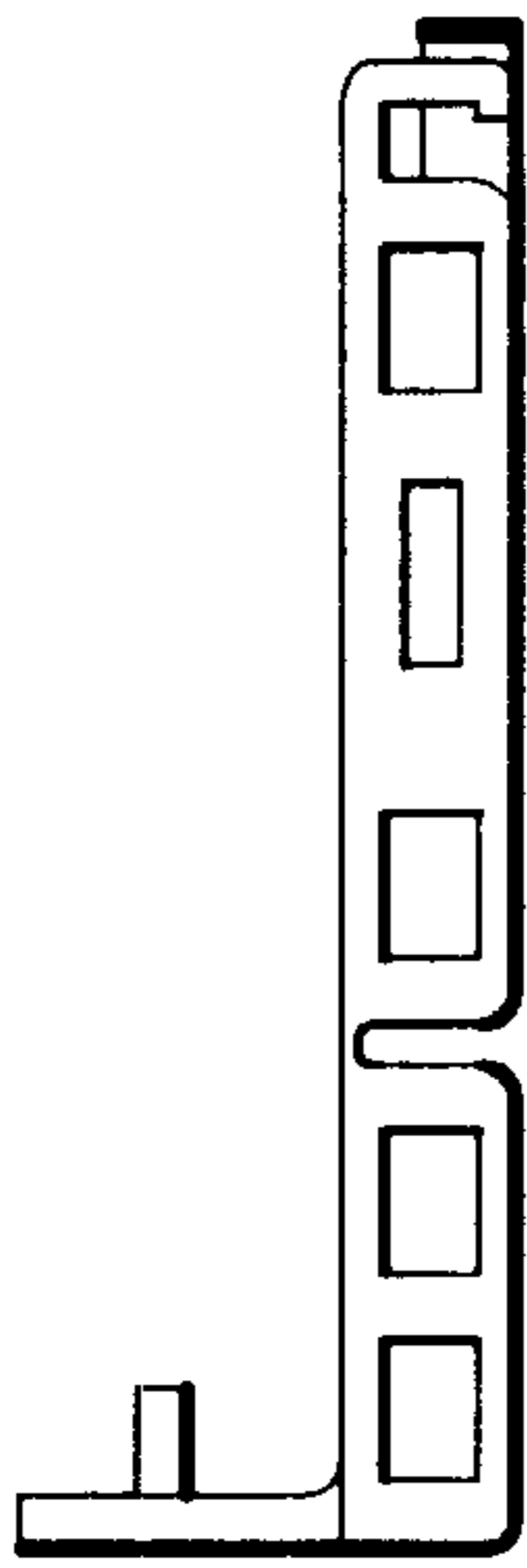


Fig. 3

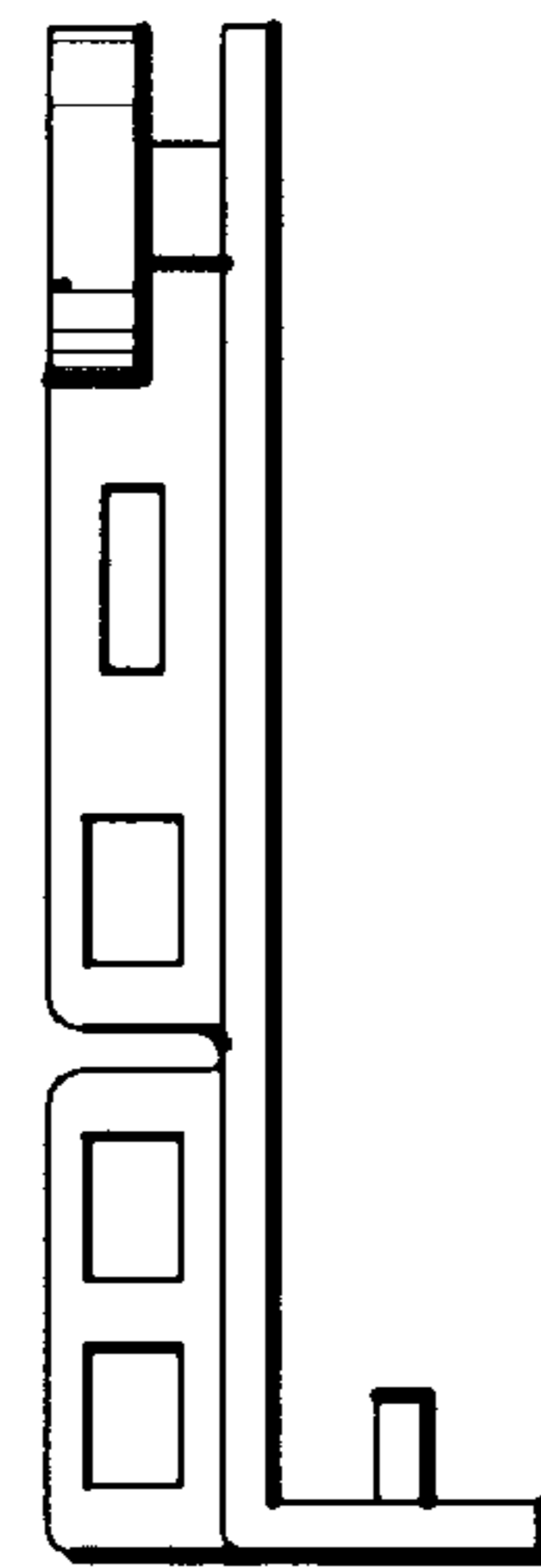


Fig. 4

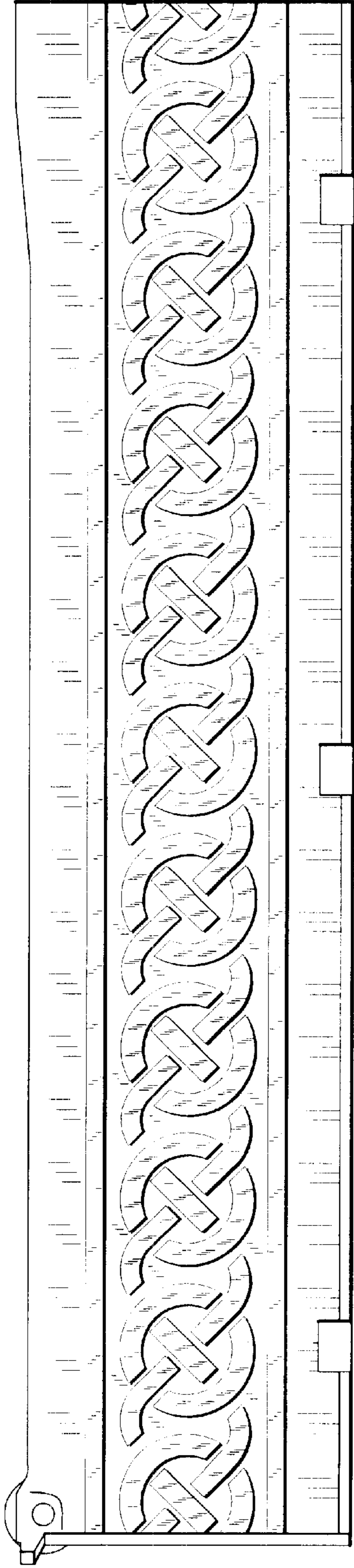


Fig. 5

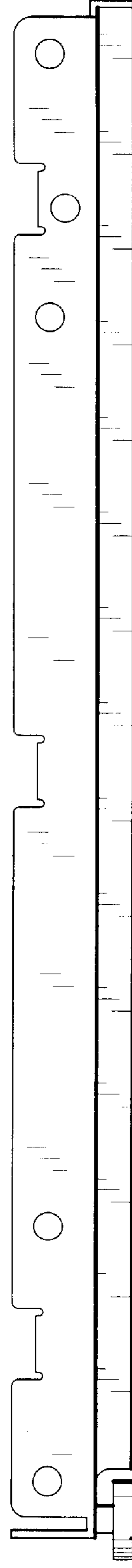


Fig. 6