



US00D455575S

(12) **United States Design Patent**  
**Ungaro**

(10) **Patent No.:** **US D455,575 S**

(45) **Date of Patent:** **\*\* Apr. 16, 2002**

(54) **MIRROR ENSEMBLE**

D423,838 S \* 5/2000 Bell, Jr. .... D6/505  
D444,011 S \* 6/2001 Wanek et al. .... D6/505

(76) Inventor: **Nicholas Ungaro**, P.O. Box 1099,  
Middlefield, OH (US) 44062

\* cited by examiner

(\*\*) Term: **14 Years**

*Primary Examiner*—Cathron C. Brooks  
(74) *Attorney, Agent, or Firm*—Edgar A. Zarins; Lloyd D. Doigan

(21) Appl. No.: **29/118,288**

(22) Filed: **Feb. 7, 2000**

(57) **CLAIM**

(51) **LOC (7) Cl.** ..... **06-06**

The ornamental design for a mirror ensemble, as shown and described.

(52) **U.S. Cl.** ..... **D6/397; D6/300; D6/444**

(58) **Field of Search** ..... D6/300, 310, 397,  
D6/436, 437, 438, 439, 470, 505, 444,  
568; 5/53.1, 279.1, 280, 281, 907, 2.1,  
308, 310

**DESCRIPTION**


(56) **References Cited**

**U.S. PATENT DOCUMENTS**

D47,462 S \* 6/1915 Gray et al. .... D6/438  
D301,413 S \* 6/1989 Rosen ..... D6/397  
D362,970 S \* 10/1995 Greene ..... D6/438

FIG. 1 is a perspective view of a mirror ensemble showing my design;  
FIG. 2 is a front elevational view thereof;  
FIG. 3 is a right side view thereof, the opposite side being a mirror image of the side shown; and,  
FIG. 4 is a top plan view thereof.

**1 Claim, 2 Drawing Sheets**







Fig-2




Fig-3




Fig-4