



US00D455573S

(12) **United States Design Patent**
Hutton

(10) **Patent No.:** **US D455,573 S**

(45) **Date of Patent:** **** Apr. 16, 2002**

(54) **SECTIONAL SEATING**

(75) Inventor: **John Hutton**, West Islip, NY (US)

(73) Assignee: **Donghia Furniture/Textiles Ltd.**, New York, NY (US)

(**) Term: **14 Years**

(21) Appl. No.: **29/114,678**

(22) Filed: **Nov. 29, 1999**

(51) **LOC (7) Cl.** **06-01**

(52) **U.S. Cl.** **D6/381**

(58) **Field of Search** D6/334, 335, 369,
D6/370, 374, 377, 378, 379, 380, 381,
500, 501, 502; 297/232, 445.1, 446.1, 452.63,
452.64

(56) **References Cited**

U.S. PATENT DOCUMENTS

D80,597 S * 3/1930 Bernhard D6/379
D187,424 S * 3/1960 Frank D6/335
D198,906 S * 8/1964 McRee D6/377
4,060,277 A * 11/1977 Leib D6/335 X

D381,526 S * 7/1997 Kane D6/380
D381,536 S * 7/1997 Kane D6/500
D383,627 S * 9/1997 Kane D6/500
D426,716 S * 6/2000 Hutton D6/379 X

* cited by examiner

Primary Examiner—Gary D. Watson

(74) *Attorney, Agent, or Firm*—Heslin Rothenberg Farley & Mesiti, P.C.

(57) **CLAIM**

The ornamental design for sectional seating, as shown and described.

DESCRIPTION

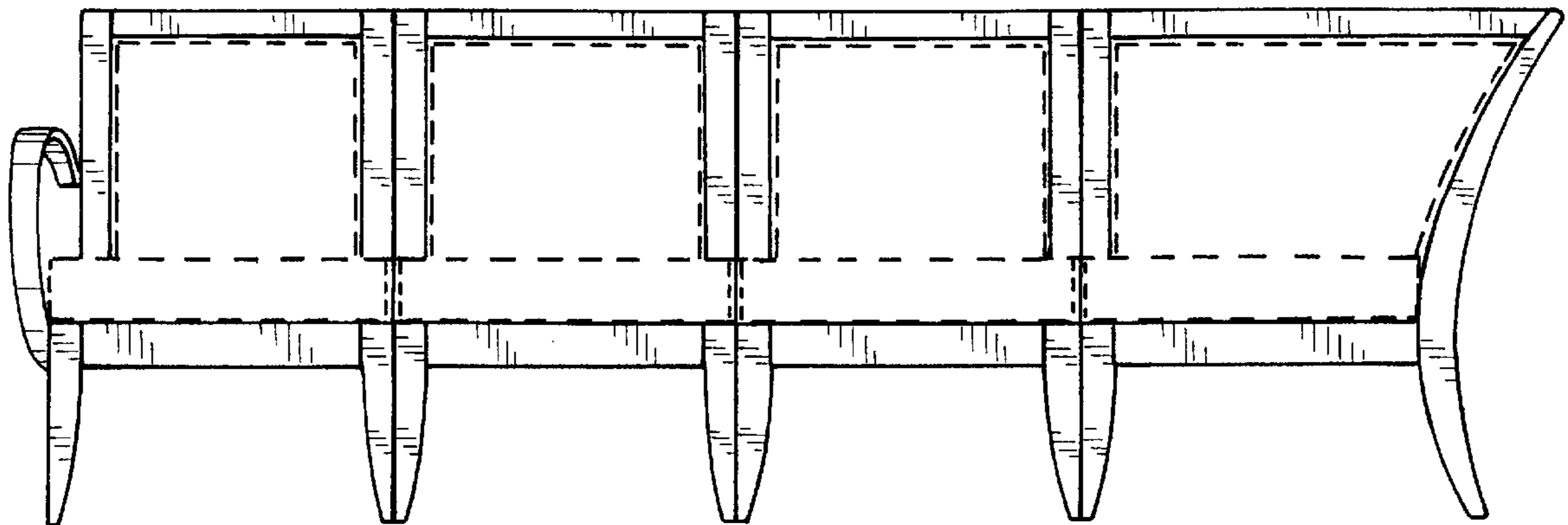
FIG. 1 is a front elevational view of the sectional seating comprising my new design;

FIG. 2 is a left side elevational view thereof; and,

FIG. 3 is a top plan view thereof.

The broken lines showing seat cushions and the central portion of the backrest members are for environmental purposes only and form no part of the claimed design. The rear which has not been shown forms no part of the claimed design.

1 Claim, 1 Drawing Sheet



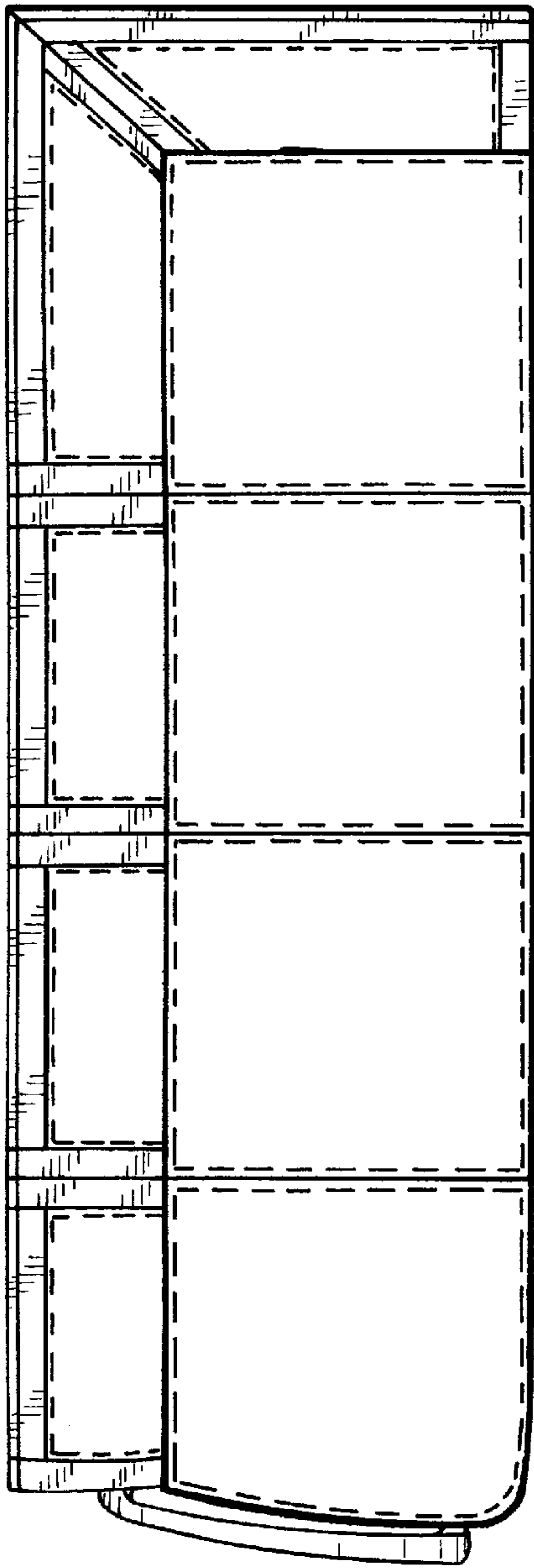


FIG. 3

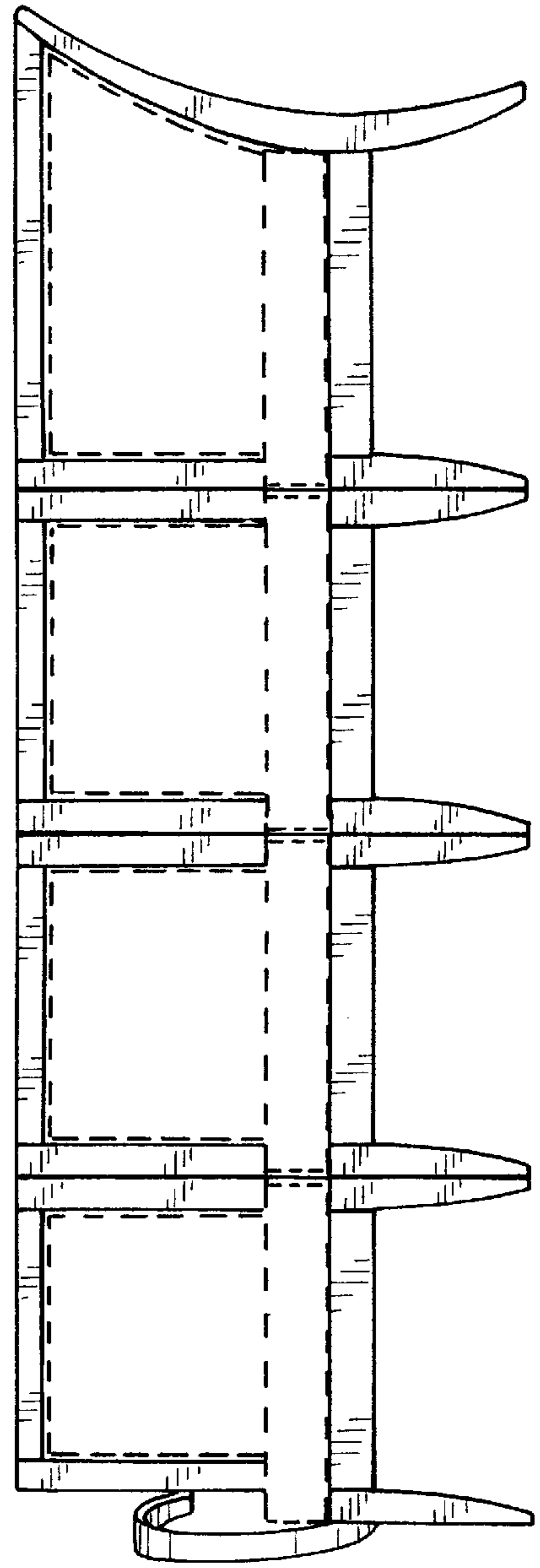


FIG. 1

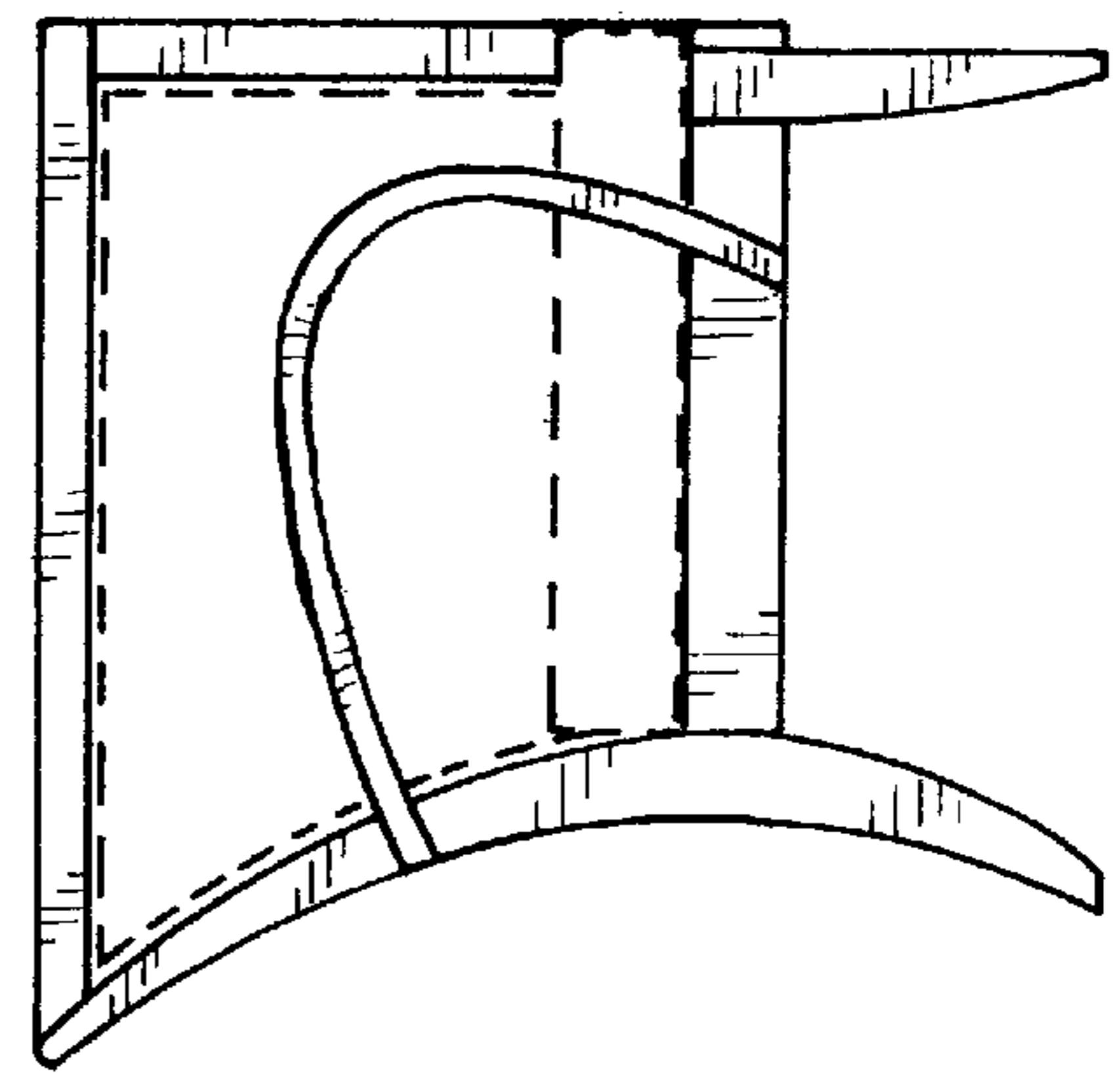


FIG. 2