



US00D455569S

(12) **United States Design Patent**
Franse

(10) **Patent No.:** **US D455,569 S**

(45) **Date of Patent:** **** Apr. 16, 2002**

(54) **CHAIR**

D420,826 S * 2/2000 Lin D6/370

(75) Inventor: **Troy Franse, Koondoola (AU)**

OTHER PUBLICATIONS

(73) Assignee: **Clarecraft Industries Pty Ltd, Maddington (AU)**

Sunstar, Brownie Mfg. Co., Arm Chair at left, center page, as marked.*

(**) Term: **14 Years**

* cited by examiner

(21) Appl. No.: **29/129,168**

Primary Examiner—Gary D. Watson

(22) Filed: **Sep. 11, 2000**

(74) *Attorney, Agent, or Firm*—Larson & Taylor, PLC

(30) **Foreign Application Priority Data**

(57) **CLAIM**

Mar. 10, 2000 (AU) 766/2000

The ornamental design for a chair, as shown and described.

(51) **LOC (7) Cl.** **06-01**

DESCRIPTION

(52) **U.S. Cl.** **D6/370**

FIG. 1 is a front perspective view of the chair of the present invention;

(58) **Field of Search** D6/334, 368, 370, D6/374, 376, 379, 380, 500, 501, 502; 297/445.1, 452.63

FIG. 2 is a rear perspective view of the chair depicted in FIG. 1;

(56) **References Cited**

FIG. 3 is a top, front and left perspective view of the chair depicted in FIG. 1; and,


U.S. PATENT DOCUMENTS

FIG. 4 is a side perspective view of the chair depicted in FIG. 1.

- D182,748 S * 5/1958 Vanderminde D6/370
- D198,623 S * 7/1964 Lockshin D6/368
- D198,843 S * 8/1964 Lockshin D6/368
- D264,151 S * 5/1982 Sauls et al. D6/370
- D419,326 S * 1/2000 Davidson D6/370

The broken line showing of the horizontal slats in the chair back is for illustrative purposes only and forms no part of the claimed design.

1 Claim, 2 Drawing Sheets







FIG. 1.

FIG. 2.



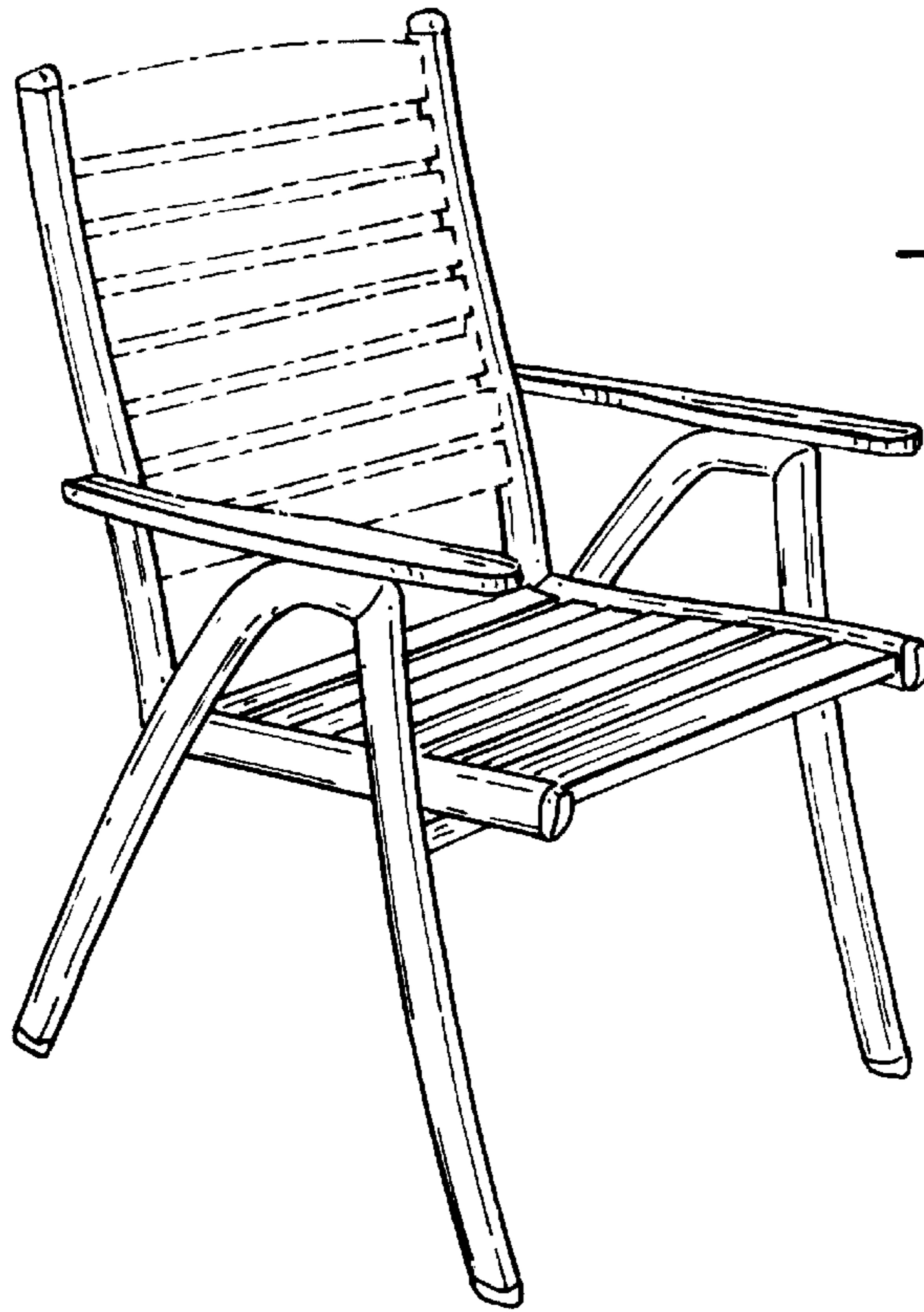


FIG. 3.

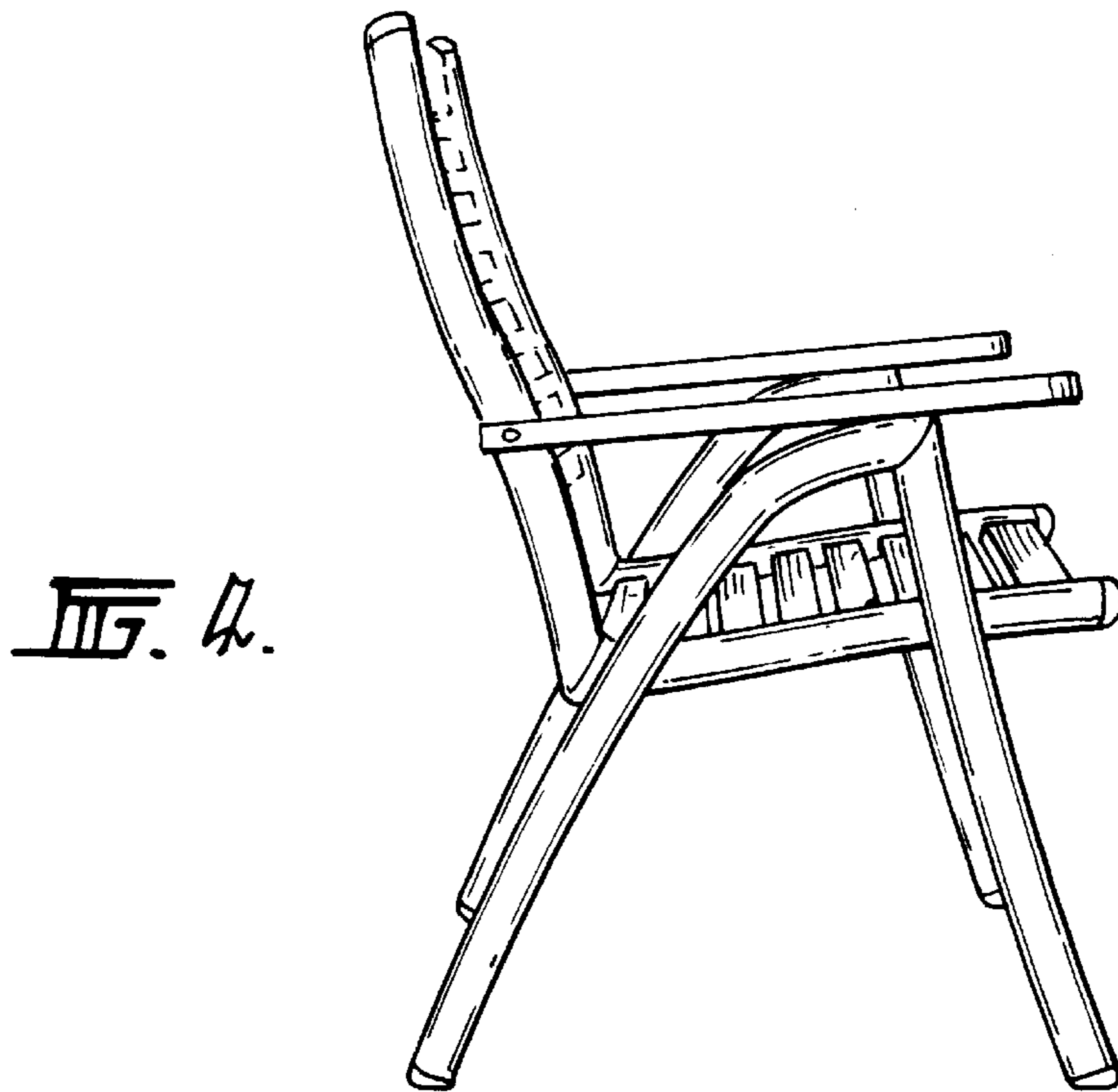


FIG. 4.