



US00D455560S

(12) **United States Design Patent**
Kim

(10) **Patent No.:** **US D455,560 S**

(45) **Date of Patent:** **** Apr. 16, 2002**

(54) **BRUSH**

(76) **Inventor:** **Dongkyu Kim**, 9808 S. Alburdis Ave.,
Santa Fe Springs, CA (US) 90670-3208

(**) **Term:** **14 Years**

(21) **Appl. No.:** **29/138,623**

(22) **Filed:** **Mar. 19, 2001**

(51) **LOC (7) Cl.** **04-02**

(52) **U.S. Cl.** **D4/133; D4/136**

(58) **Field of Search** D4/132-134, 136,
D4/138; 15/143.1, 159.1, 160, 186-188,
201, 207.2; 132/120, 121, 271, 313

(56) **References Cited**

U.S. PATENT DOCUMENTS

D177,770 S	*	5/1956	Solomon	D4/136
D188,712 S	*	8/1960	Baumgartner	D4/133
3,727,260 A	*	4/1973	Spydevold	15/207.2
D244,568 S		6/1977	Lepisto et al.	D4/136
D290,910 S		7/1987	Steadman et al.	D4/136
D359,624 S	*	6/1995	Dols	D4/136

D366,567 S		1/1996	Gertsma et al.	D4/136
5,906,023 A	*	5/1999	Edwards	15/201
D439,747 S	*	4/2001	Harris et al.	D4/136

* cited by examiner

Primary Examiner—Alan P. Douglas

Assistant Examiner—Lavone Tabor

(74) *Attorney, Agent, or Firm*—John K. Park; Park & Sutton LLP

(57) **CLAIM**

The ornamental design for a brush, as shown and described.

DESCRIPTION

FIG. 1 is an isometric view of a brush showing my new design;

FIG. 2 is a bottom plan view of FIG. 1;

FIG. 3 is a top plan view of FIG. 1;

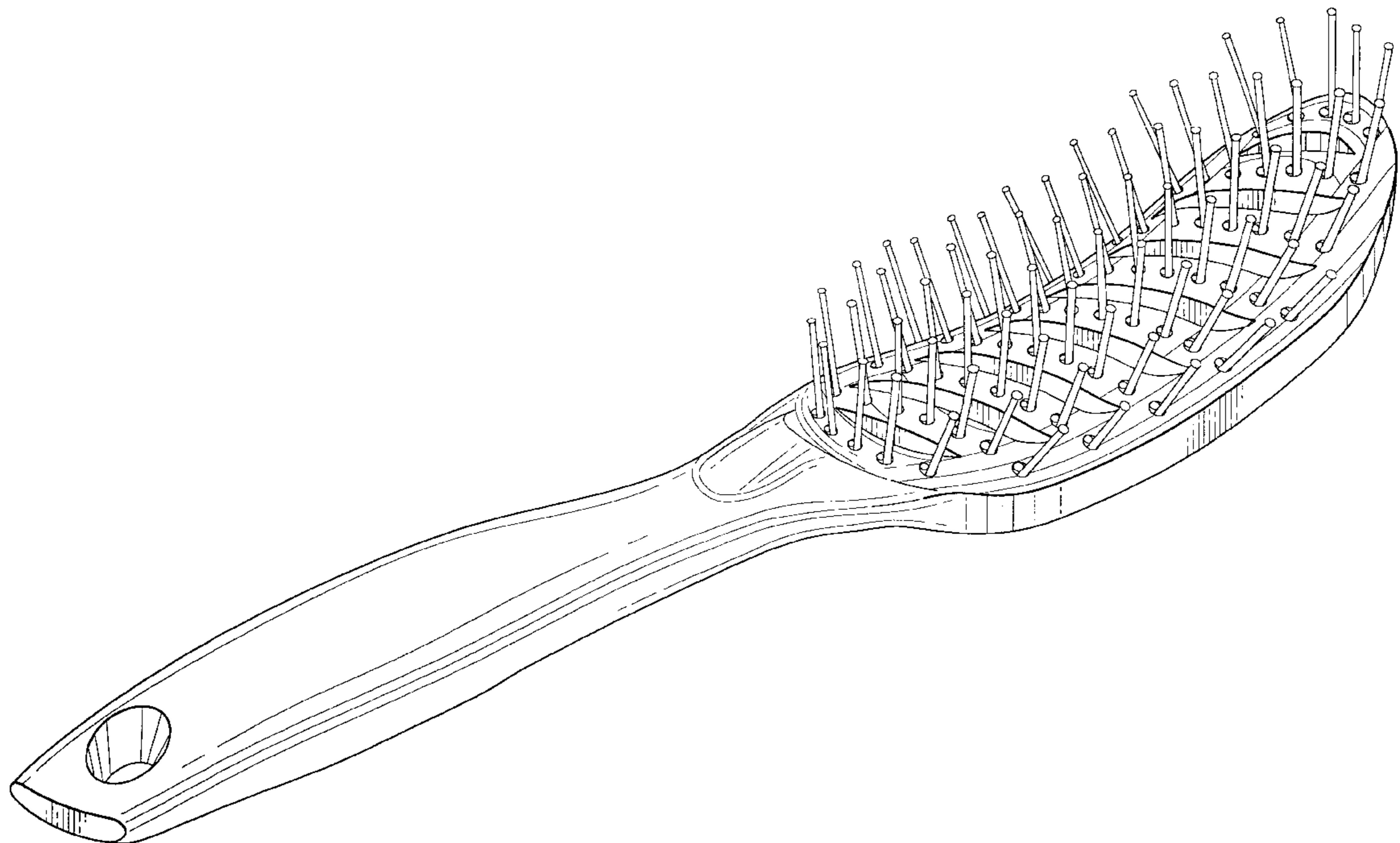
FIG. 4 is a side elevational view of FIG. 1;

FIG. 5 is an elevational view of the opposite side of FIG. 1;

FIG. 6 is a rear elevational view of FIG. 1; and,

FIG. 7 is a front elevational view of FIG. 1.

1 Claim, 4 Drawing Sheets



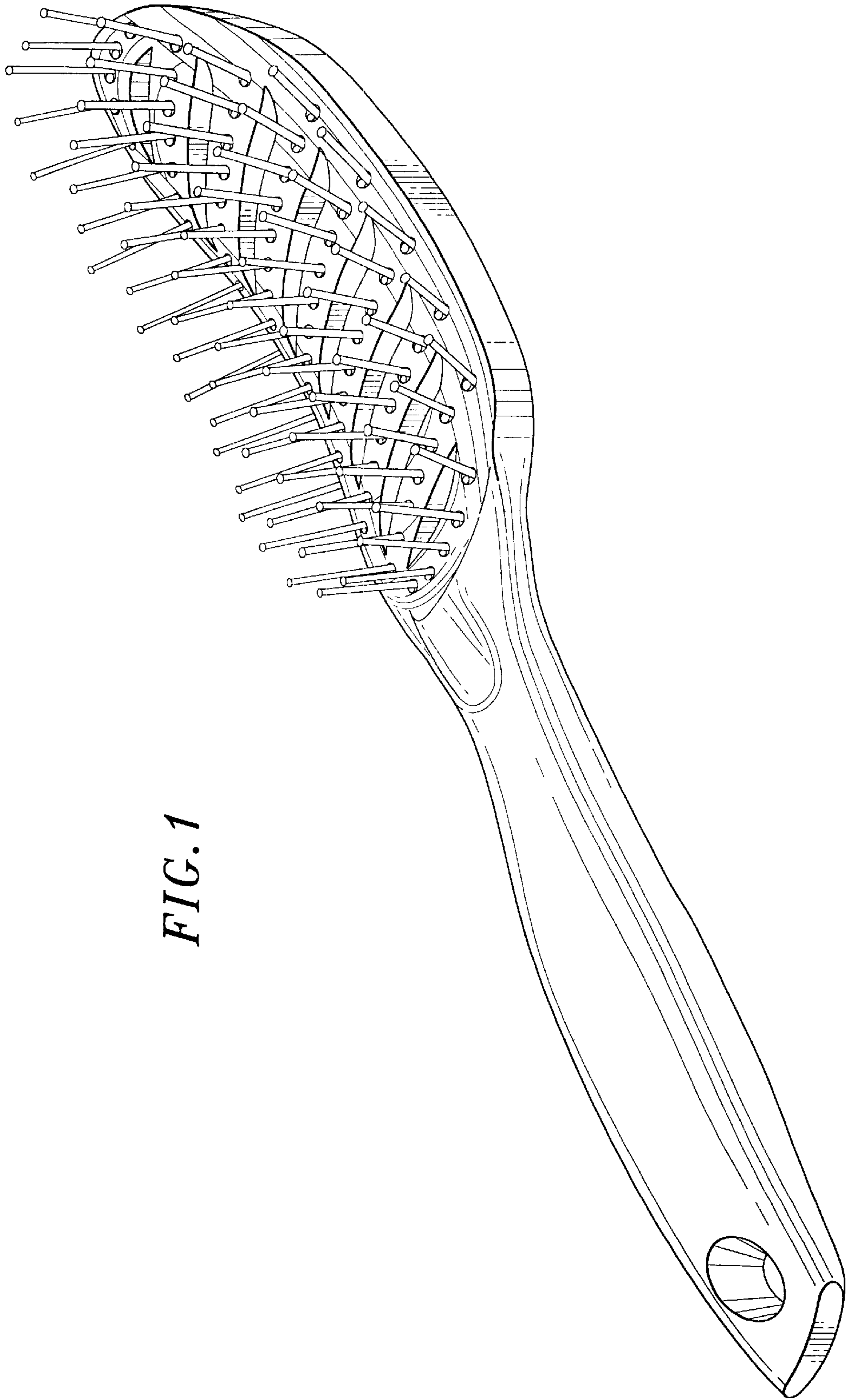
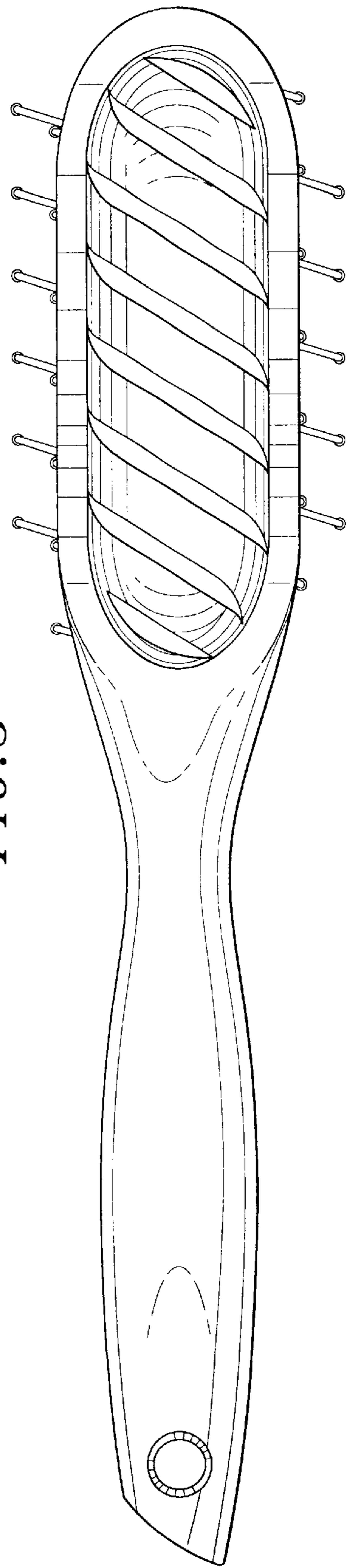
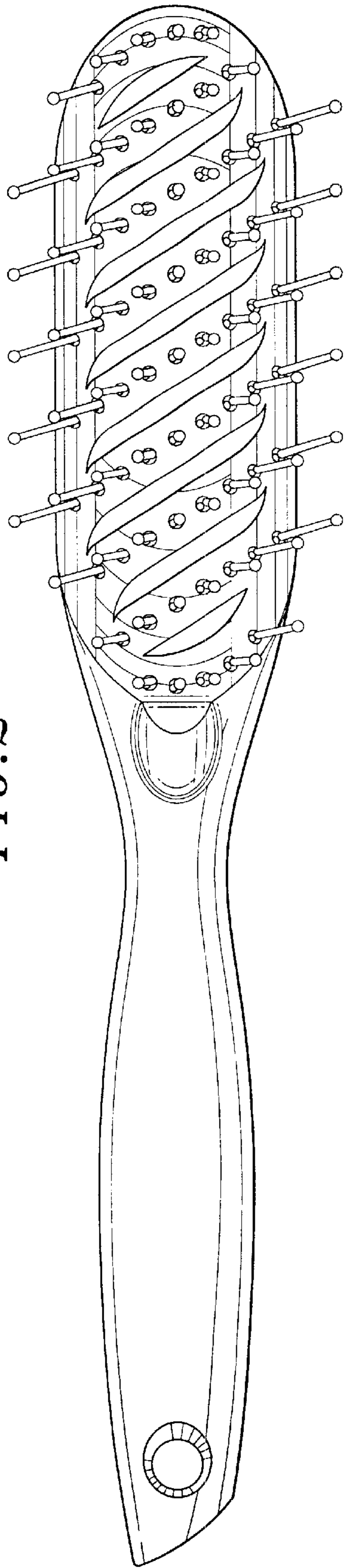


FIG. 1



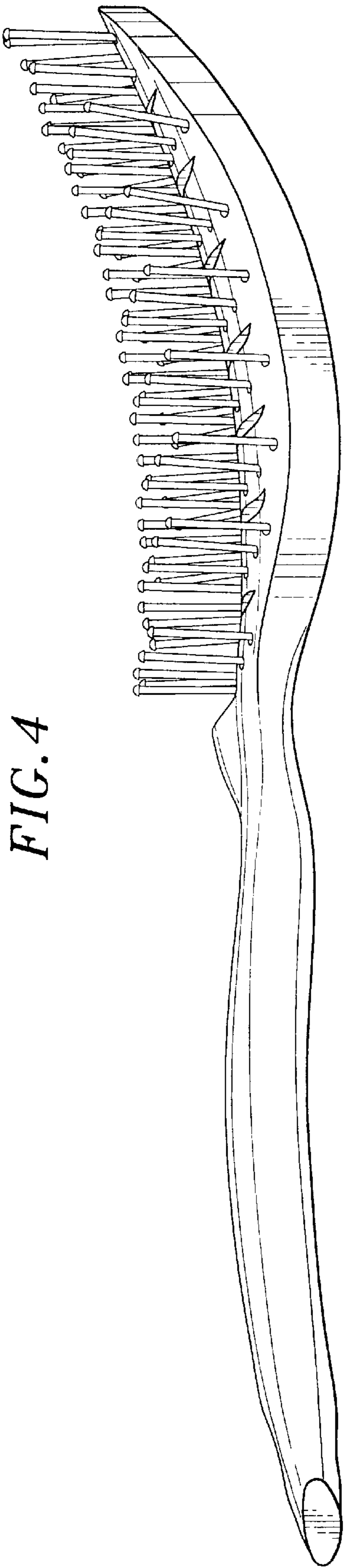


FIG. 4

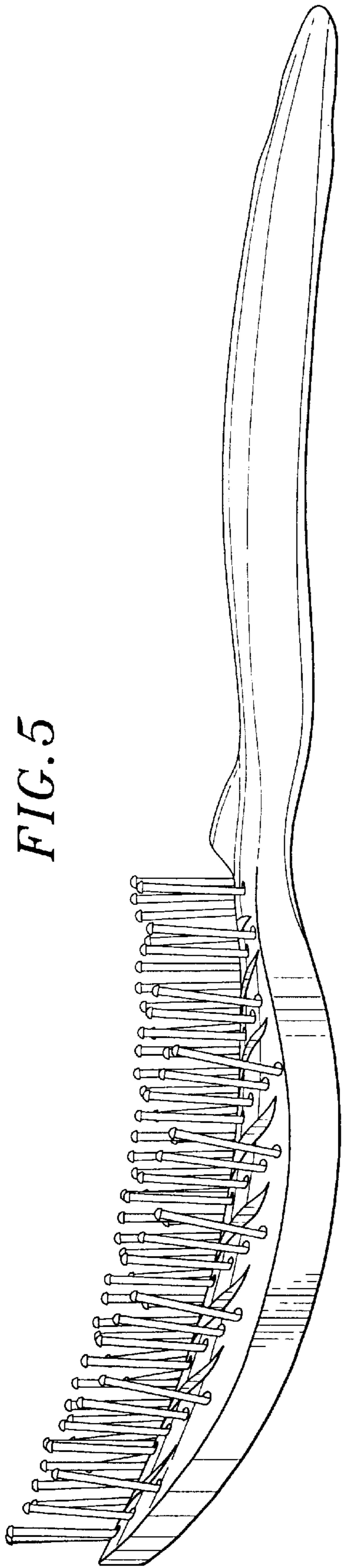


FIG. 5

FIG. 6

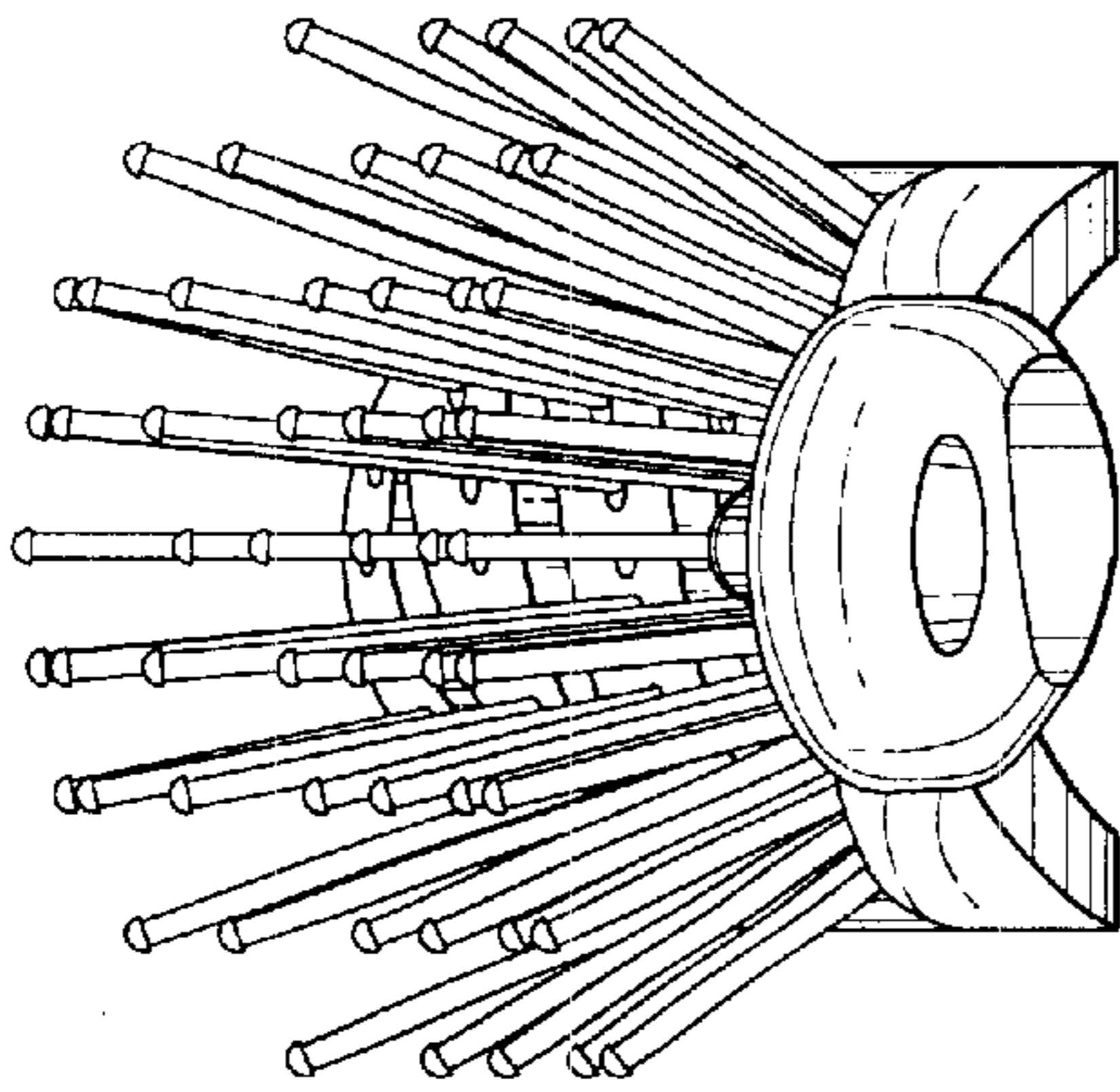


FIG. 7

