



US00D45556S

(12) **United States Design Patent**  
**Kling**

(10) **Patent No.:** **US D455,556 S**

(45) **Date of Patent:** **\*\* Apr. 16, 2002**

(54) **BATTERY TOOTHBRUSH**

(75) Inventor: **Björn Kling**, Frankfurt am Main (DE)

(73) Assignee: **Braun GmbH** (DE)

(\*\*) Term: **14 Years**

(21) Appl. No.: **29/142,076**

(22) Filed: **May 17, 2001**

(30) **Foreign Application Priority Data**

Dec. 27, 2000 (XH) ..... DMA/005 199

(51) **LOC (7) Cl.** ..... **28-03**

(52) **U.S. Cl.** ..... **D4/101; D4/111**

(58) **Field of Search** ..... D4/101, 104-112,  
D4/127, 132, 134; 15/22.1, 28-29, 167.1,  
DIG. 5; 132/308, 311; 16/430; 601/142

(56) **References Cited**

**U.S. PATENT DOCUMENTS**

D361,433 S \* 8/1995 Yang ..... D4/101

D388,252 S \* 12/1997 Stützer et al. .... D4/101

D388,958 S \* 1/1998 Hartwein ..... D4/101

D411,769 S \* 7/1999 Wright ..... D4/101

D440,776 S \* 4/2001 Hartwein et al. .... D4/101

\* cited by examiner

*Primary Examiner*—Alan P. Douglas

*Assistant Examiner*—Lavone Tabor

(74) *Attorney, Agent, or Firm*—Fish & Richardson, P.C.

(57) **CLAIM**

The ornamental design for a battery toothbrush, as shown and described.

**DESCRIPTION**

FIG. 1 is a perspective view of a battery toothbrush from above, showing my design;

FIG. 2 is a front view of the appliance of FIG. 1;

FIG. 3 is a right-side view of the appliance of FIG. 2;

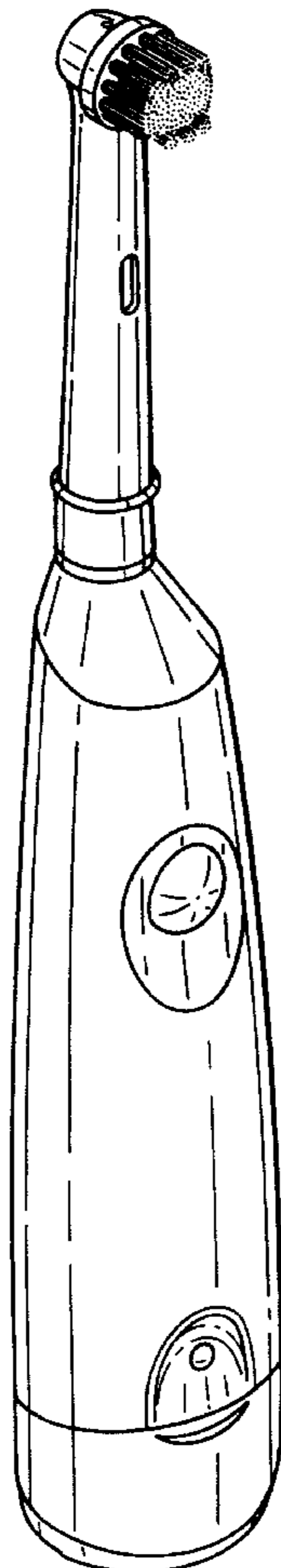
FIG. 4 is a left side view of the appliance of FIG. 2;

FIG. 5 is a rear view of the appliance of FIG. 2;

FIG. 6 is a top plan view of the appliance of FIG. 2; and,

FIG. 7 is a bottom plan view of the appliance of FIG. 2.

**1 Claim, 4 Drawing Sheets**



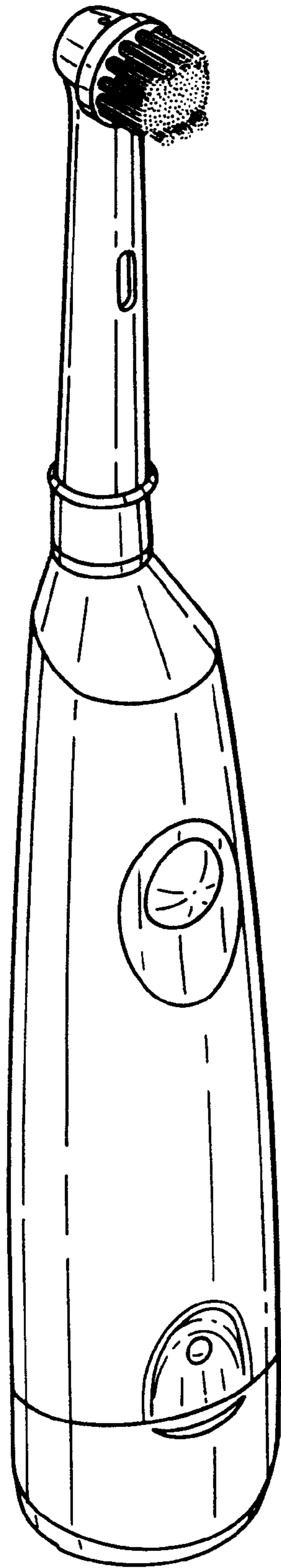


Fig. 1

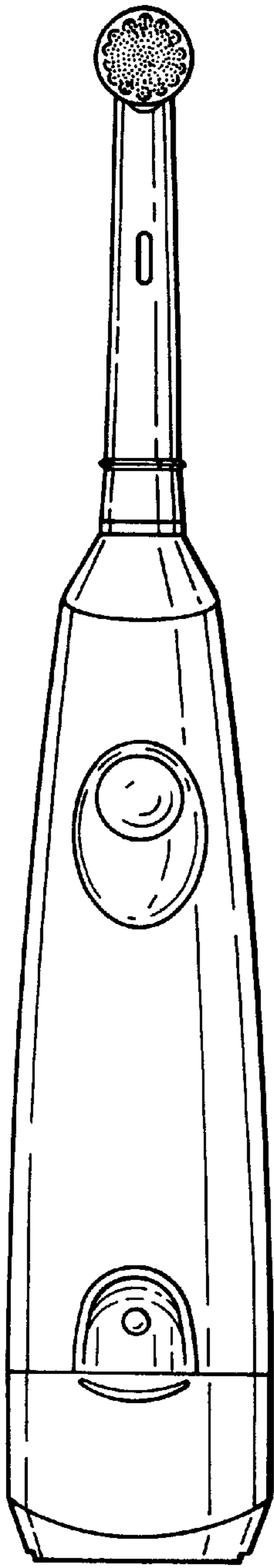


Fig. 2

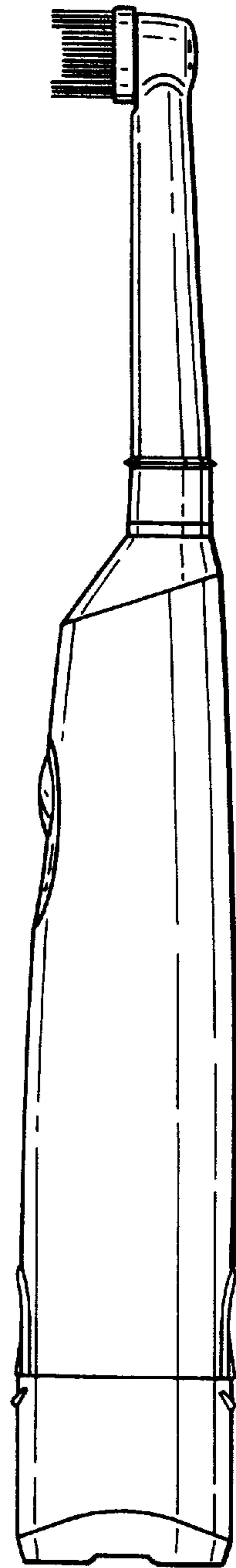


Fig. 3

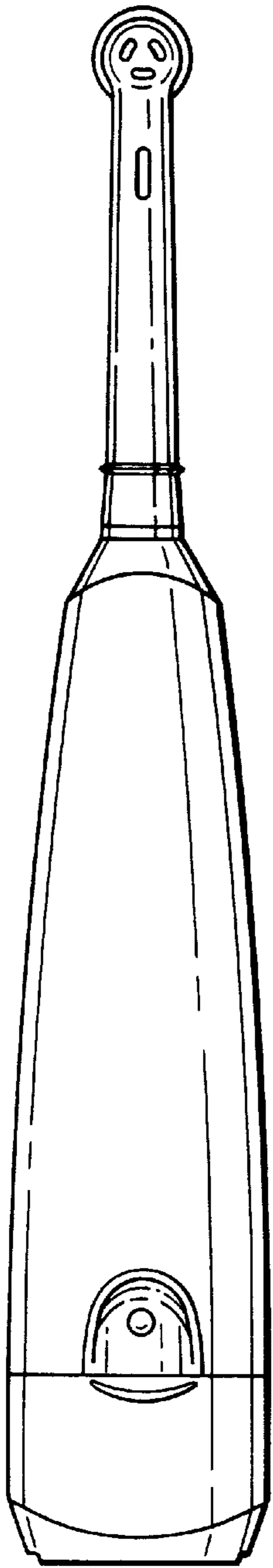


Fig. 5

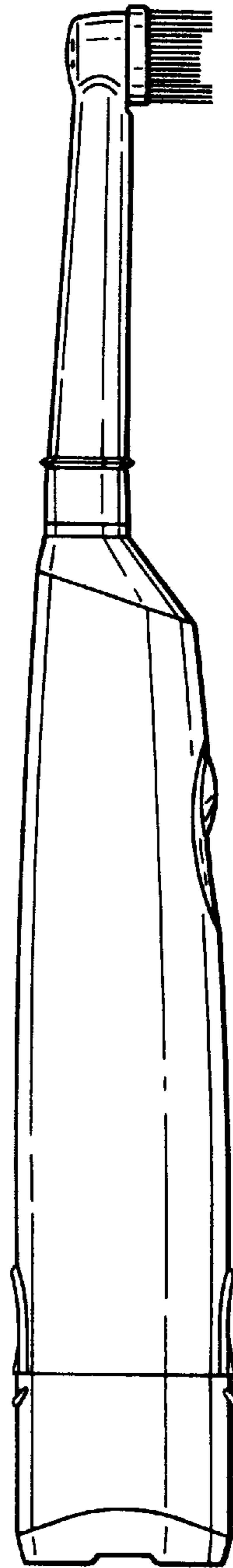


Fig. 4

Fig. 6




Fig. 7

