



US00D45551S

(12) **United States Design Patent**
Stephens et al.

(10) **Patent No.:** **US D455,551 S**

(45) **Date of Patent:** **** Apr. 16, 2002**

- (54) **BAG**
- (75) Inventors: **Rick Stephens; Sean Daw**, both of Chicago, IL (US)
- (73) Assignee: **OCP Acquisition Corp.**, Chicago, IL (US)
- (**) Term: **14 Years**
- (21) Appl. No.: **29/146,299**
- (22) Filed: **Aug. 7, 2001**

D340,621 S	*	10/1993	Melk	D3/287
D354,396 S	*	1/1995	Lowenstein	D3/289
D358,483 S	*	5/1995	Cross et al.	D3/289
D373,514 S	*	9/1996	Melk	D3/301
D375,835 S	*	11/1996	Christopher et al.	D3/289
D394,552 S		5/1998	Melk	D7/607
D412,267 S		7/1999	Anderson	D7/605
D412,269 S		7/1999	Wyant	D7/709
D419,770 S	*	2/2000	Mogil	D3/289
D420,797 S	*	2/2000	Kofford	D3/289
D434,282 S		11/2000	Daw	D7/709

* cited by examiner

Primary Examiner—Philip S. Hyder

(74) *Attorney, Agent, or Firm*—McDonnell Boehnen Hulbert & Berghoff

Related U.S. Application Data

- (63) Continuation-in-part of application No. 29/137,680, filed on Feb. 26, 2001.
- (51) **LOC (7) Cl.** **03-01**
- (52) **U.S. Cl.** **D3/276; D3/289; D3/285**
- (58) **Field of Search** **D3/273, 276, 279, D3/285, 287, 289, 301; 190/100, 109, 111, 112, 113, 114**

(57) **CLAIM**

The ornamental design for a bag, as shown and described.

DESCRIPTION

FIG. 1 is a perspective view of a bag of the present design; FIG. 2 is a left side elevational view thereof; FIG. 3 is a front elevational view thereof; FIG. 4 is a right side elevational view thereof; FIG. 5 is a rear elevational view thereof; FIG. 6 is a top plan view thereof; and, FIG. 7 is a bottom plan view thereof. The broken line portions of the drawings are for illustrative purposes only and form no part of the claimed design.

(56) **References Cited**

U.S. PATENT DOCUMENTS

1,980,714 A	11/1934	Brady	
2,648,411 A	8/1953	Meyers	
3,171,700 A	3/1965	Parsell et al.	
D292,746 S	* 11/1987	Allen D3/287
D307,672 S	* 5/1990	Lam D3/287

1 Claim, 4 Drawing Sheets

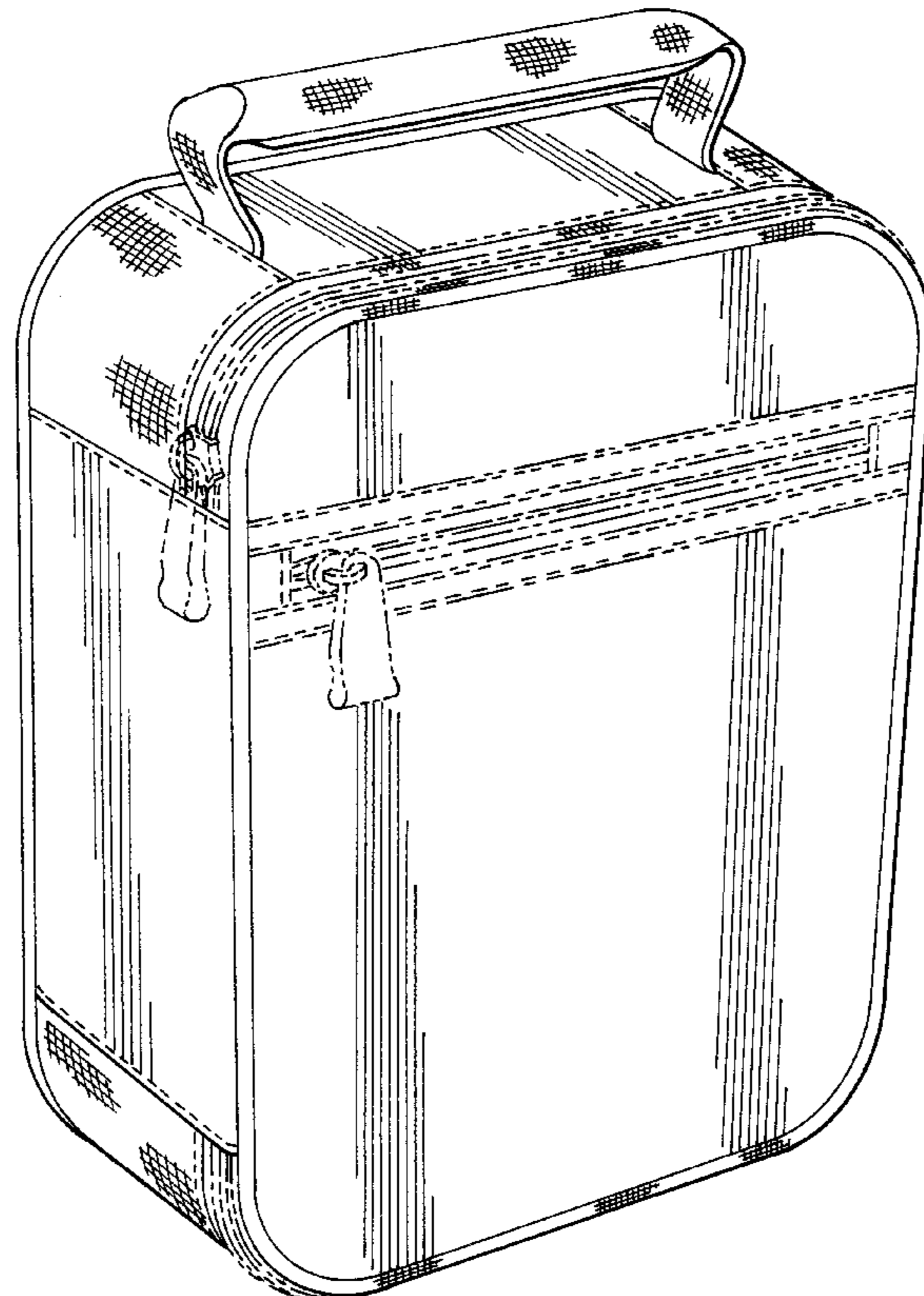


FIG. 1



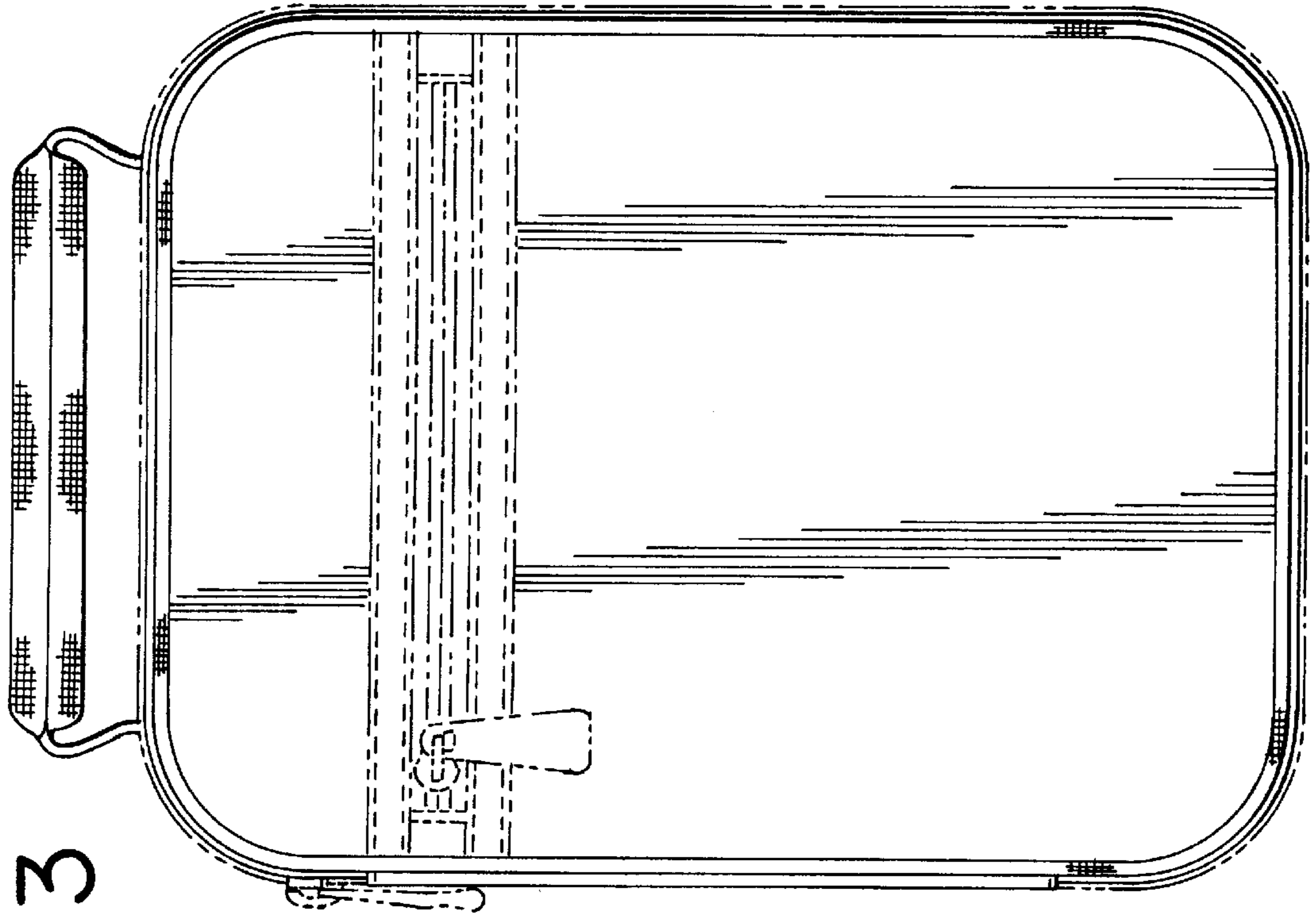


FIG. 3

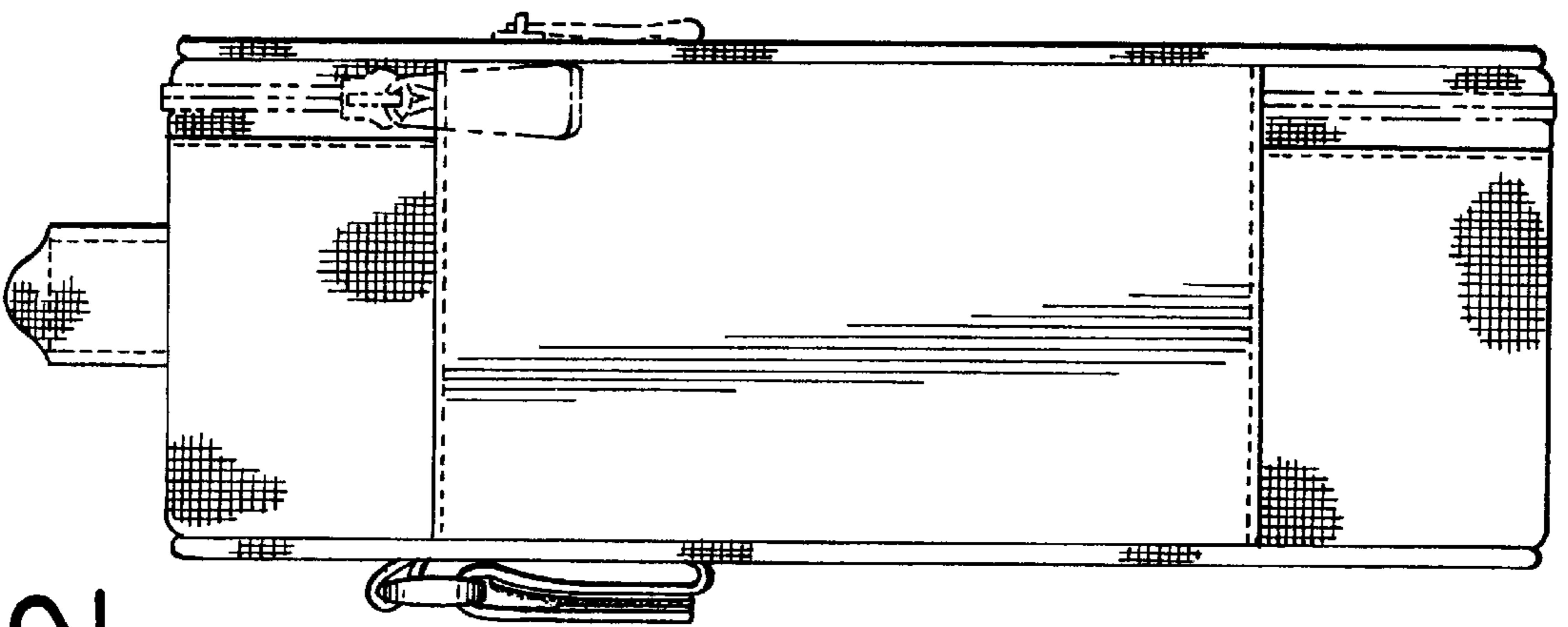


FIG. 2

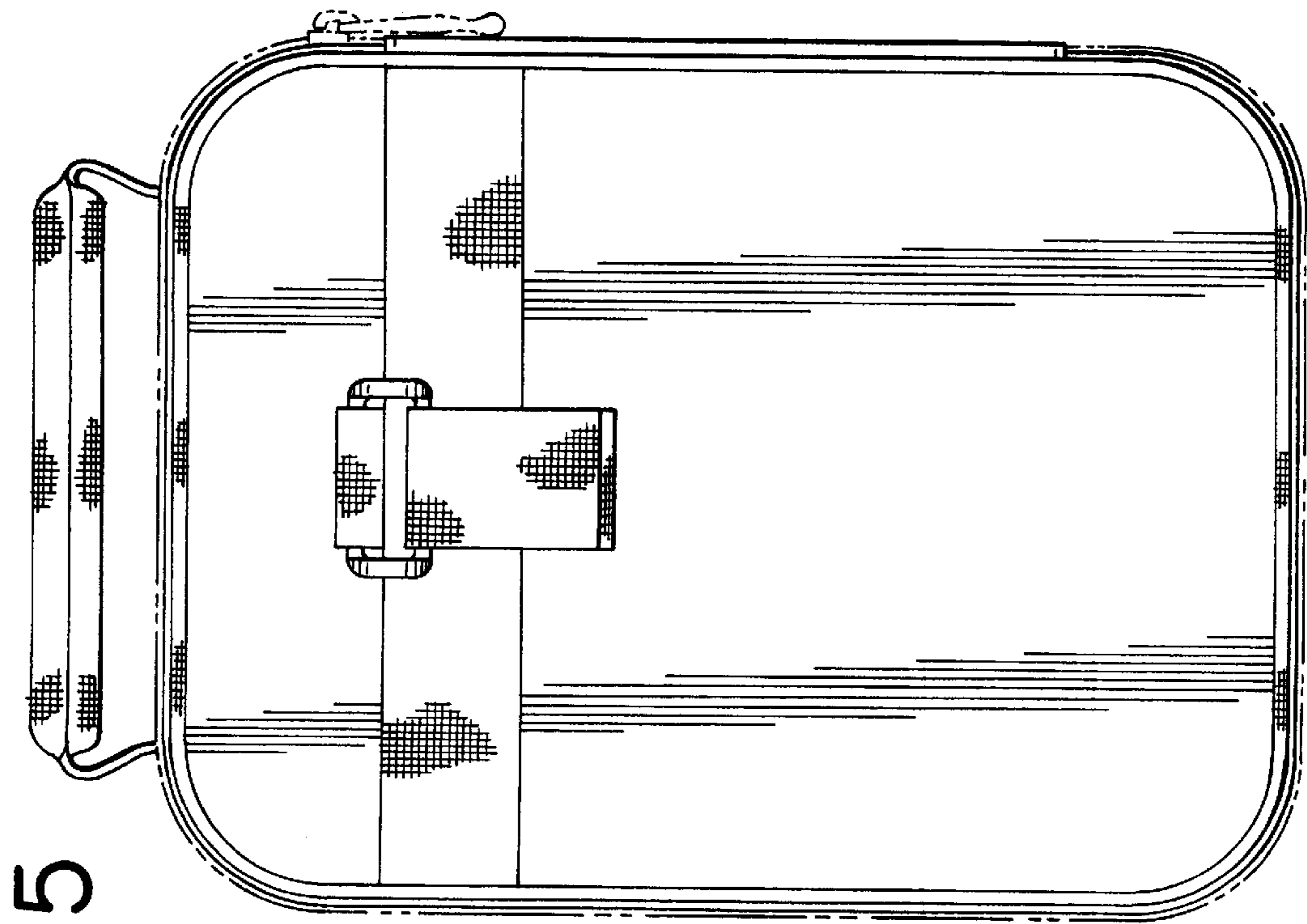


FIG. 5

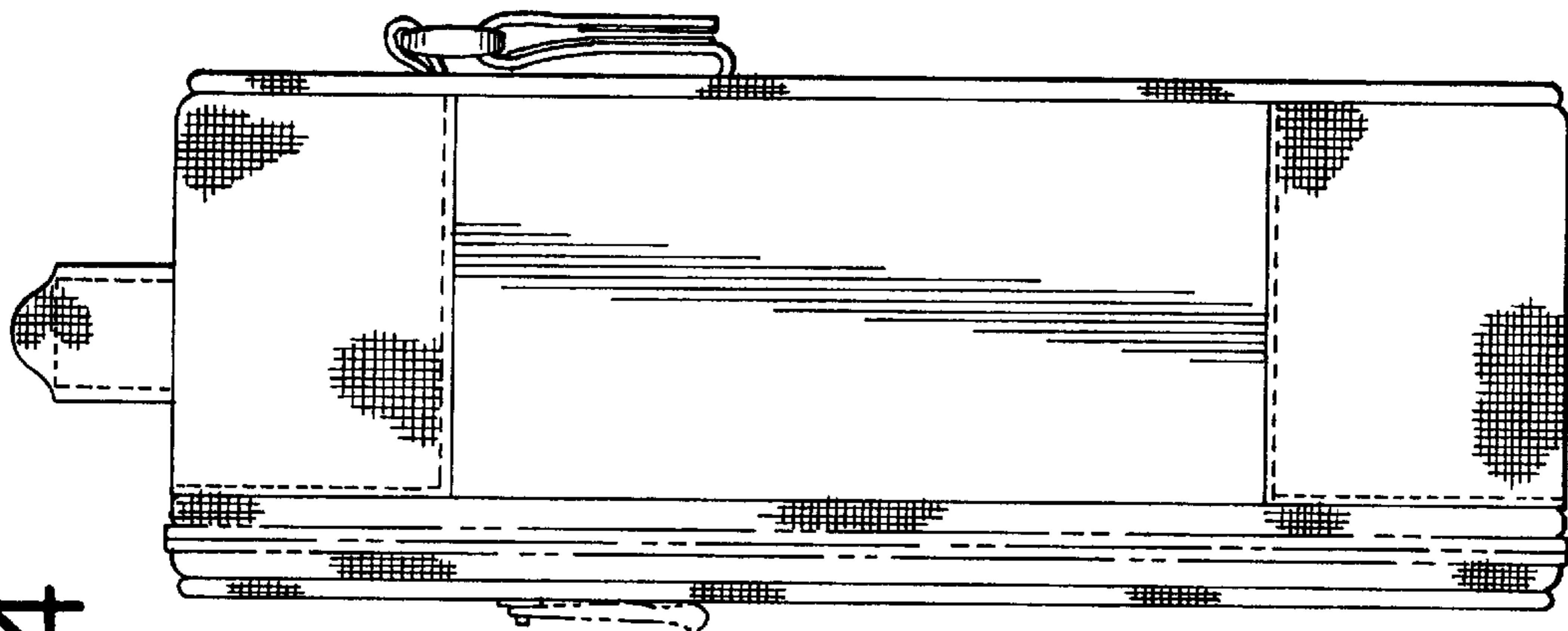


FIG. 4

FIG.6

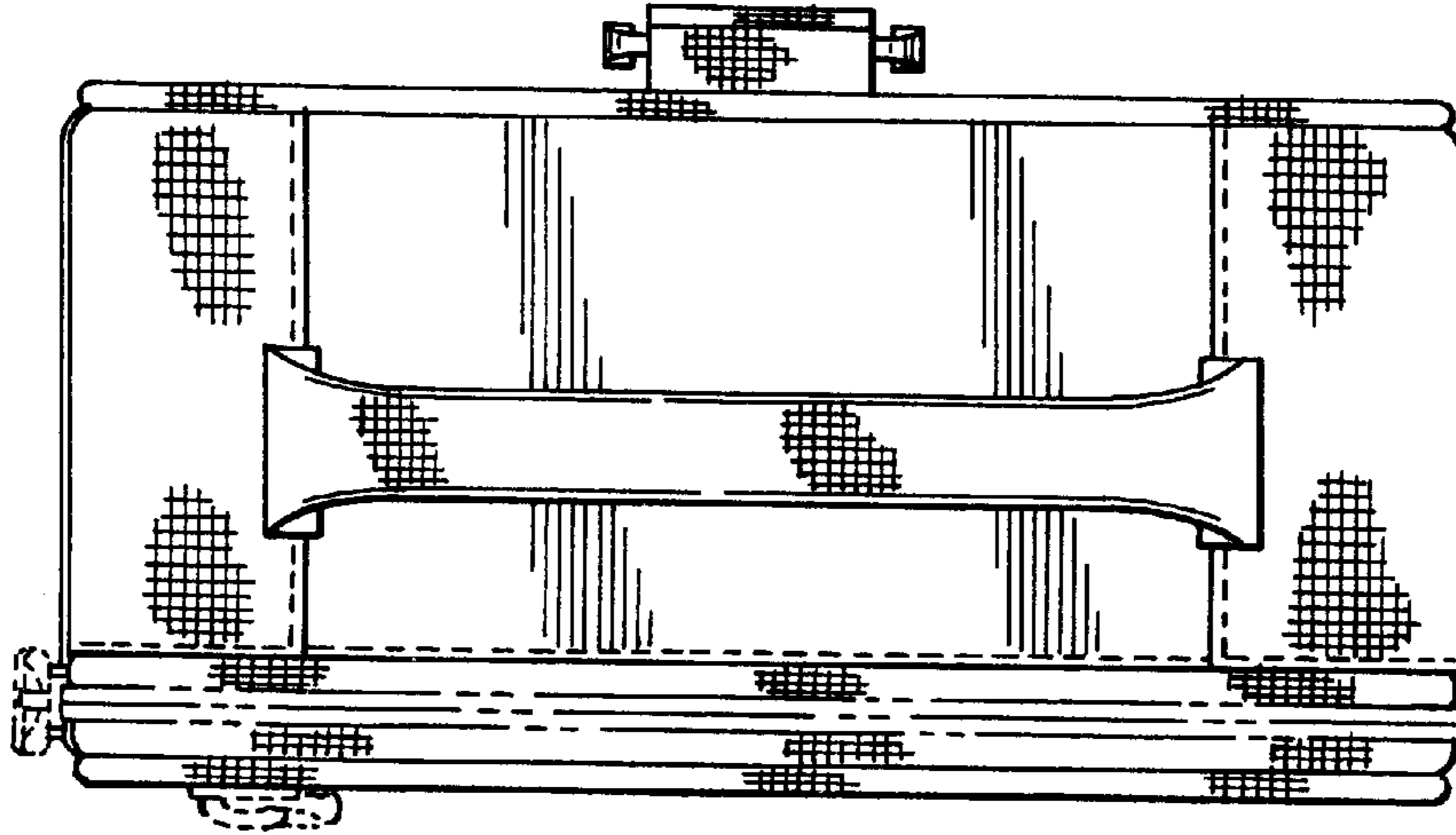


FIG.7

