



US00D455545S

(12) **United States Design Patent**
Chan

(10) **Patent No.:** **US D455,545 S**

(45) **Date of Patent:** **** Apr. 16, 2002**

(54) **KEYRING ATTACHMENT WITH LIGHT**

FOREIGN PATENT DOCUMENTS

(75) **Inventor:** **Chuk Shun Chan**, Kowloon (HK)

XH DM/052137 4/2000
XH DM/052168 4/2000

(73) **Assignee:** **Pollyflame International, B.V.**,
Roelofarendsveen (NL)

OTHER PUBLICATIONS

(**) **Term:** **14 Years**

Hong Kong Entreprise, vol. 9, Oct., 2000, p. 2.

(21) **Appl. No.:** **29/143,842**

* cited by examiner

(22) **Filed:** **Jun. 20, 2001**

Primary Examiner—Ralf Seifert

(30) **Foreign Application Priority Data**

(74) *Attorney, Agent, or Firm*—Greer, Burns & Crain, Ltd.

Dec. 20, 2000 (XH) DM/054 484

(57) **CLAIM**

The ornamental design for a keyring attachment with light, as shown and described.

(51) **LOC (7) Cl.** **03-01**

DESCRIPTION

(52) **U.S. Cl.** **D3/209**

(58) **Field of Search** D3/207–212; 70/456 R,
70/456–458; 24/3.6, 381, 385, 415–417,
427–431

FIG. 1 is a perspective view of the keyring attachment with light showing the new design;
FIG. 2 is a top view thereof;
FIG. 3 is a bottom view thereof;
FIG. 4 is a right view thereof;
FIG. 5 is a left view thereof;
FIG. 6 is a front view thereof; and,
FIG. 7 is a rear view thereof.

(56) **References Cited**

U.S. PATENT DOCUMENTS

D411,037 S * 6/1999 Chang D3/208
D441,185 S * 5/2001 Shimizu et al. D3/207
D441,524 S * 5/2001 Shimizu et al. D3/207
D449,734 S * 10/2001 Shing D3/209

1 Claim, 1 Drawing Sheet

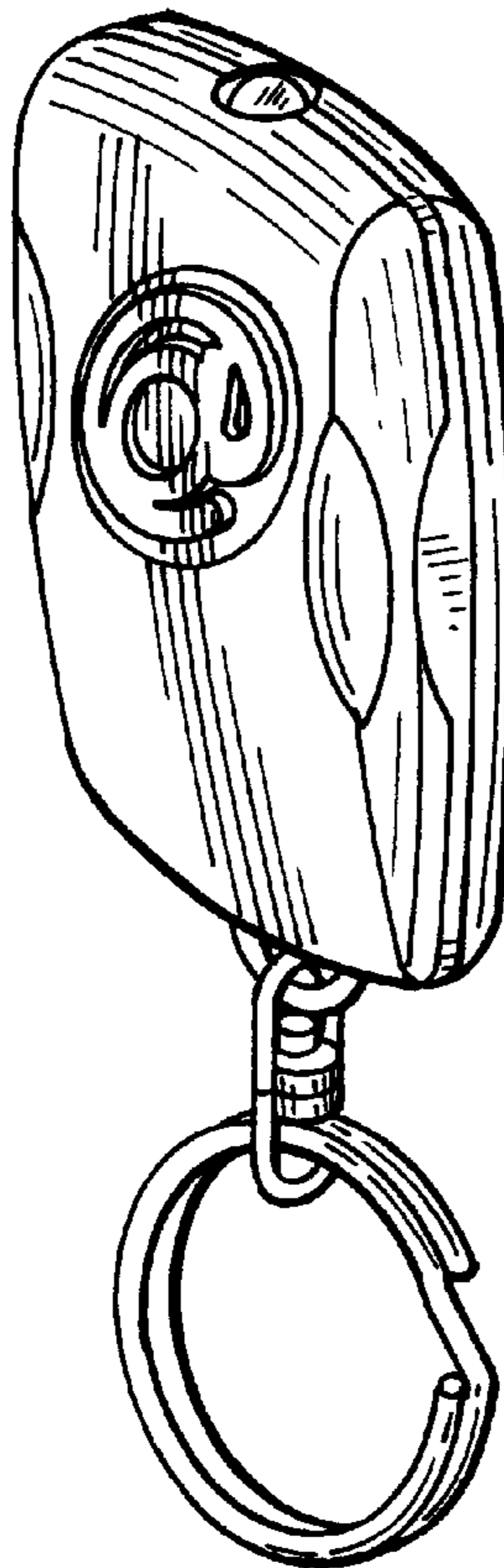


FIG. 1

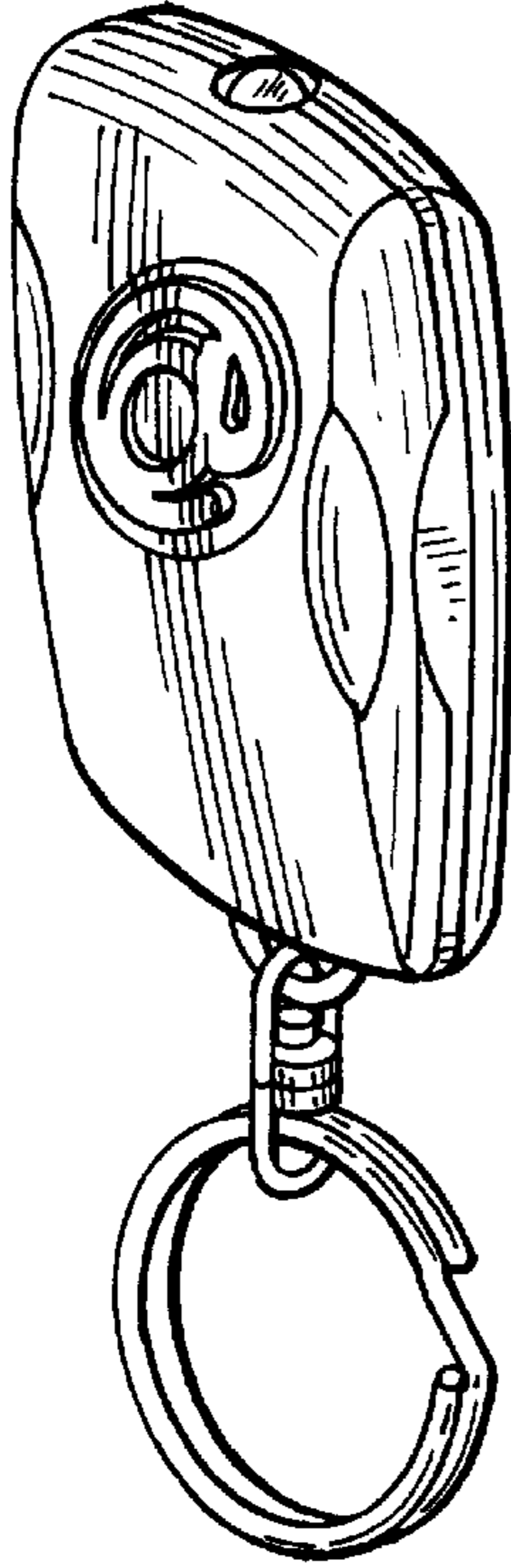


FIG. 2

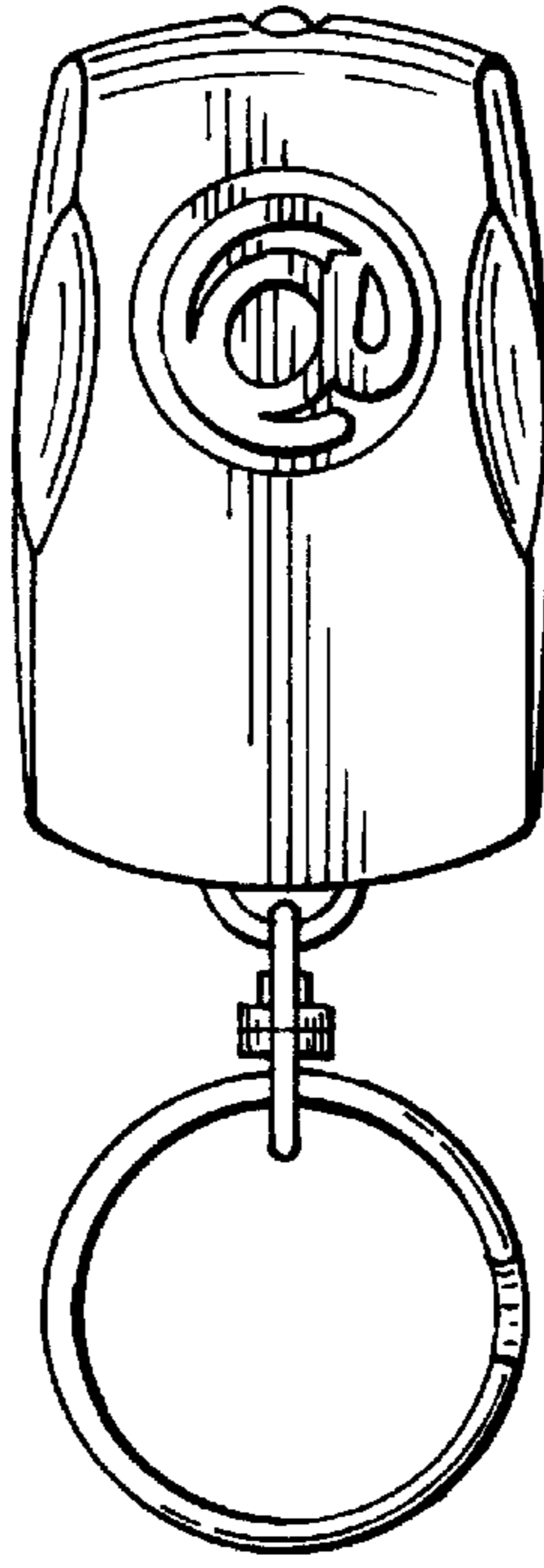


FIG. 3

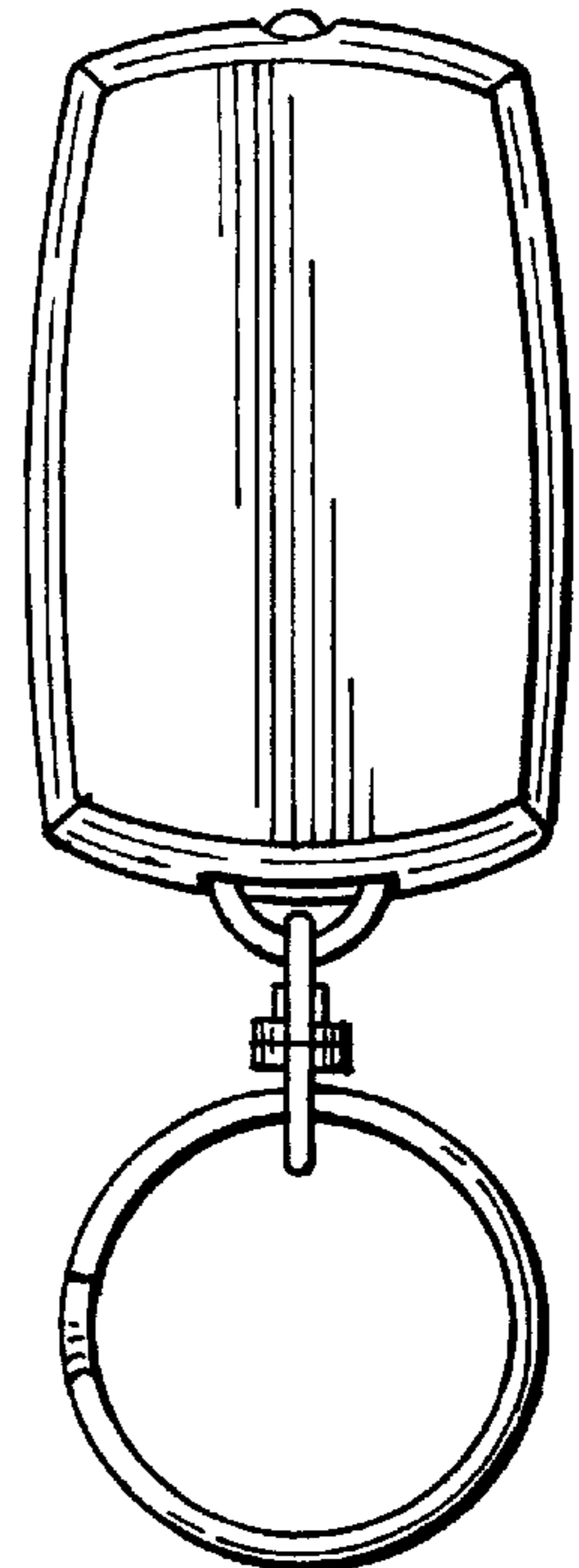


FIG. 4

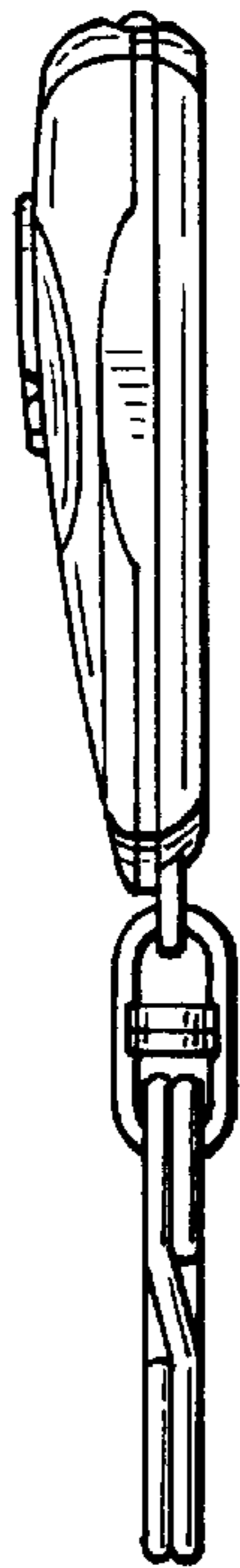


FIG. 5

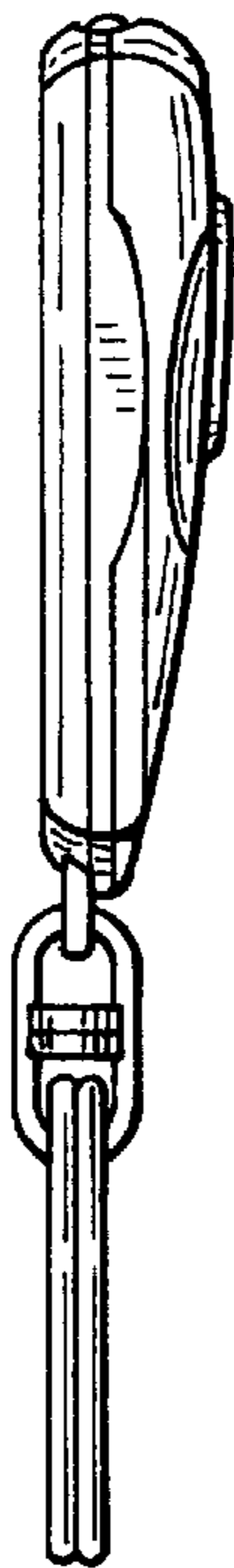


FIG. 6



FIG. 7

