



US00D455543S

(12) **United States Design Patent**
Feeney et al.

(10) **Patent No.:** **US D455,543 S**

(45) **Date of Patent:** **** Apr. 16, 2002**

(54) **SOLE ADAPTED FOR A GOLF SHOE**

(75) Inventors: **James Michael Feeney**, Dedham;
Wayne Mullin, Avon; **John J. Erickson**, Brockton; **Josephina Kim**,
Bridgewater; **Douglas K. Robinson**,
Mansfield, all of MA (US); **John F. Lane, III**,
Stratham, NH (US)

(73) Assignee: **Acushnet Company**, Fairhaven, MA
(US)

(**) Term: **14 Years**

(21) Appl. No.: **29/104,706**

(22) Filed: **May 11, 1999**

(51) **LOC (7) Cl.** **02-04**

(52) **U.S. Cl.** **D2/953; D2/947; D2/951;**
D2/954; D2/957

(58) **Field of Search** D2/902, 904, 908,
D2/909, 911, 914, 916, 920, 946-948, 951-962,
967, 972, 977; 36/114-116, 117.1, 117.2,
117.3, 117.4, 12, 122-136, 14, 15, 25 R,
28, 30 R, 31, 32 R, 36 R, 3 B, 42-45,
50.1, 59 C, 59 R, 61, 62, 67 A, 67 B, 67 D,
67 R, 7.1 R, 7.3-7.7, 72 R, 74, 77 R, 89,
91, 127, 134

(56) **References Cited**

U.S. PATENT DOCUMENTS

4,162,583 A	7/1979	Darrin	
4,316,334 A	2/1982	Hunt	
4,461,101 A	7/1984	LeBaron	
4,542,598 A	9/1985	Misevich et al.	
4,546,559 A	10/1985	Dassler	
4,559,724 A	12/1985	Norton	
4,724,624 A *	2/1988	Duclos	36/116
4,778,717 A	10/1988	Fitchmun	
4,866,861 A	9/1989	Noone	
D310,294 S *	9/1990	Peterson	D2/955
5,052,130 A	10/1991	Barry et al.	
5,131,173 A	7/1992	Anderié	
D332,004 S *	12/1992	Blissett	D2/957

5,319,866 A	6/1994	Foley et al.	
5,400,528 A	3/1995	Skinner et al.	
5,401,564 A	3/1995	Lee et al.	
5,452,526 A	9/1995	Collins	
5,483,760 A	1/1996	Kataoka et al.	
D368,157 S *	3/1996	Erickson	D2/962
5,555,650 A	9/1996	Longbottom et al.	
5,581,913 A	12/1996	Kataoka et al.	
D378,241 S *	3/1997	Featherston et al.	D2/954
D378,319 S *	3/1997	Miyauchi	D2/960

(List continued on next page.)

FOREIGN PATENT DOCUMENTS

JP	06-070802	3/1994
JP	07-079804	3/1995
JP	07-163404	6/1995
JP	08-238106	9/1996

Primary Examiner—Celia Murphy
(74) *Attorney, Agent, or Firm*—Swidler Berlin Shereff
Friedman, LLP

(57) **CLAIM**

The ornamental design for a sole adapted for a golf shoe, as shown and described.

DESCRIPTION

FIG. 1 is a perspective view of a hoe sole showing our new design;

FIG. 2 is a bottom, plan view thereof;

FIG. 3 is a top, plan view thereof;

FIG. 4 is a front, elevational view thereof;

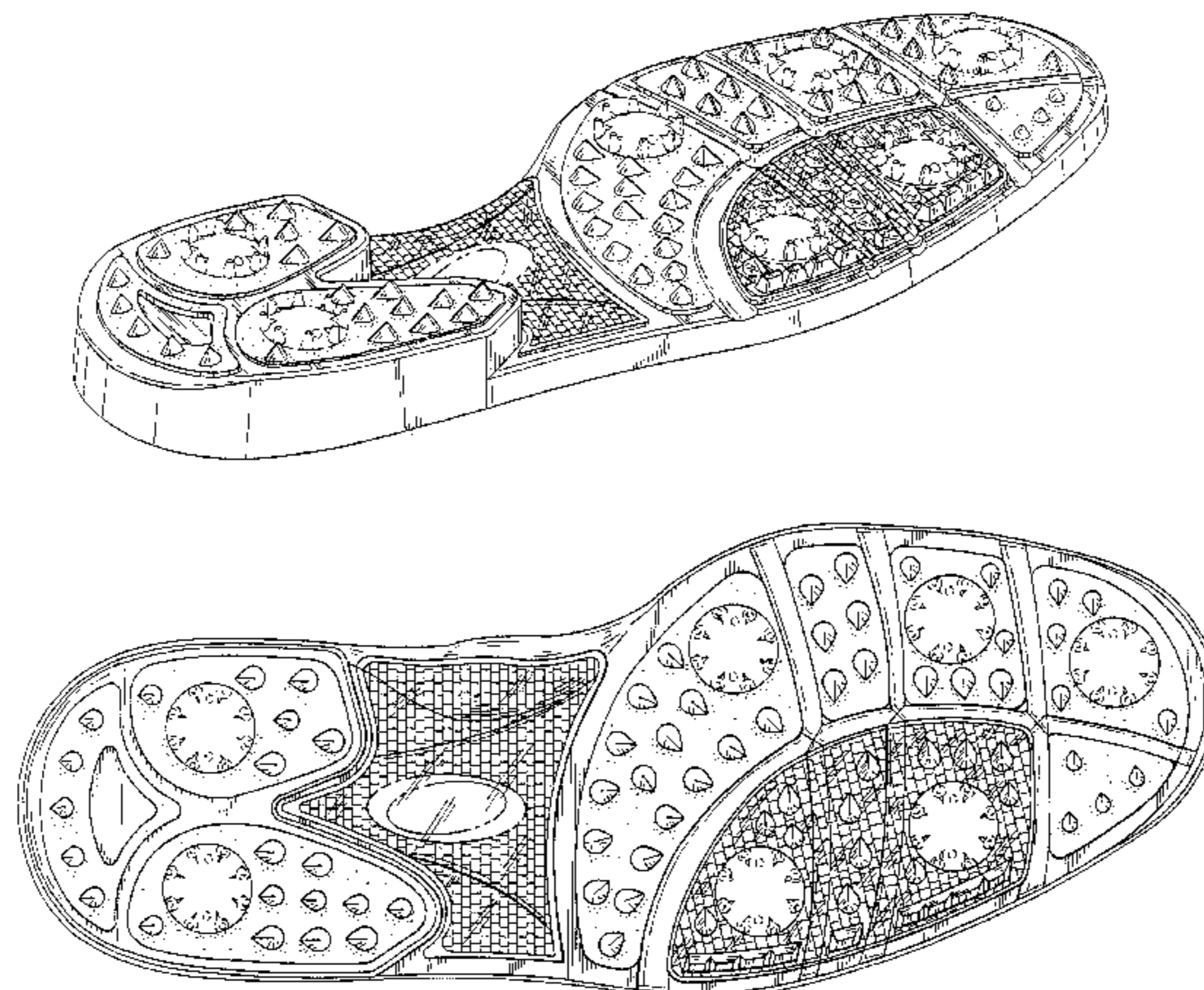
FIG. 5 is a rear, elevational view thereof;

FIG. 6 is a right side elevational view thereof; and,

FIG. 7 is a left side elevational view thereof.

The broken lines showing cleats in FIGS. 1, 2, and 4-7 are included for illustrative purposes only and form no part of the claimed design.

1 Claim, 7 Drawing Sheets



US D455,543 S

Page 2

U.S. PATENT DOCUMENTS

D384,496 S	10/1997	Erickson	5,786,057 A	7/1998	Lyden et al.	
5,689,904 A	11/1997	Kataoka et al.	D396,551 S	8/1998	Choi et al.	
5,709,954 A	1/1998	Lyden et al.	D400,346 S	* 11/1998	Singer	D2/959
5,724,754 A	3/1998	Kataoka et al.	D405,596 S	* 2/1999	Aird et al.	D2/957
5,752,332 A	5/1998	Kataoka et al.				

* cited by examiner

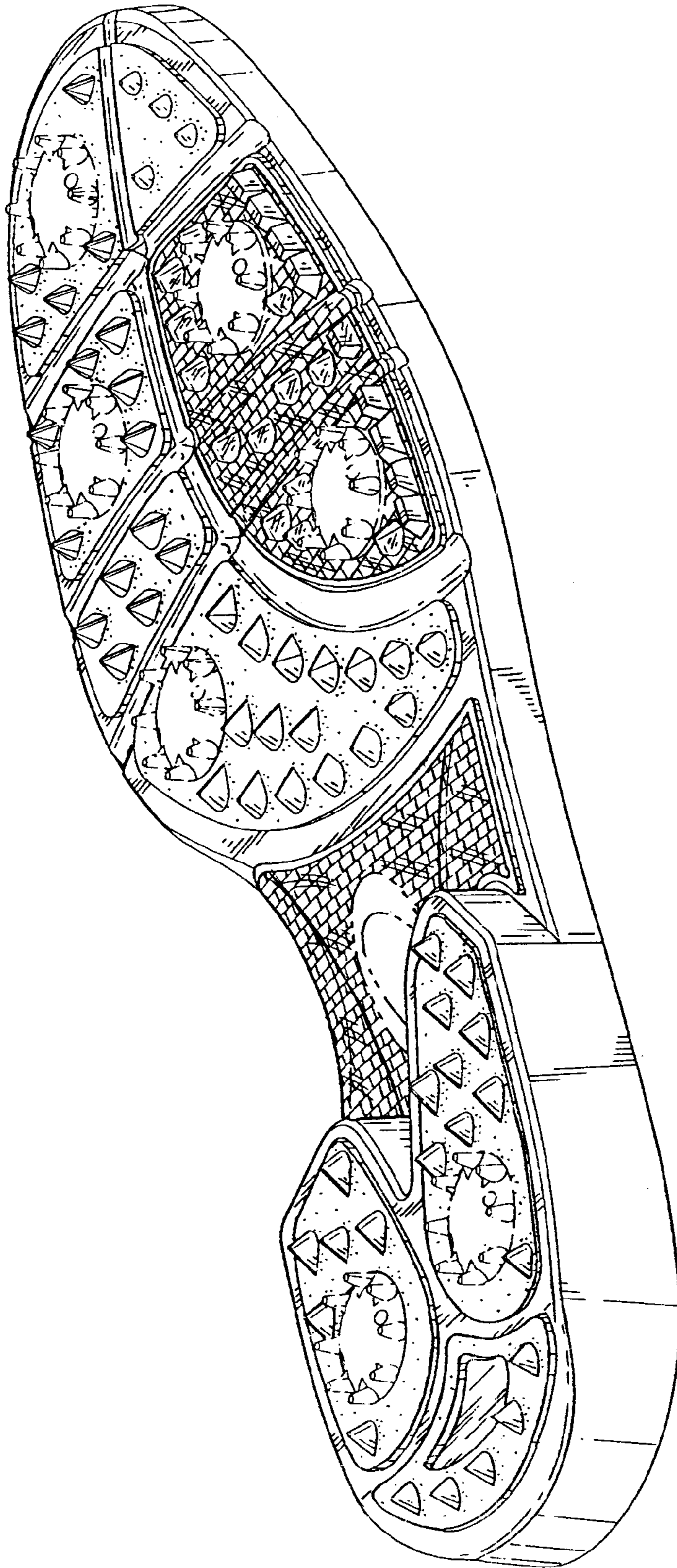


FIG. 1

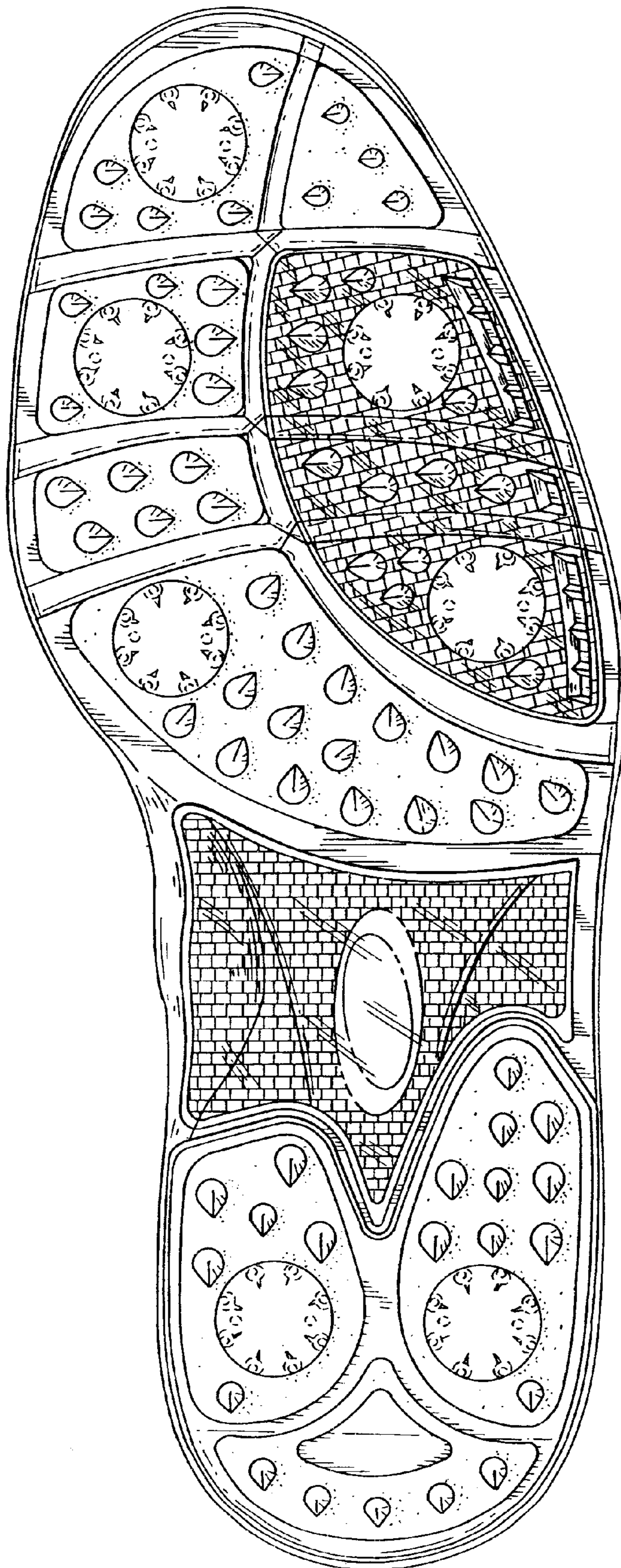


FIG. 2

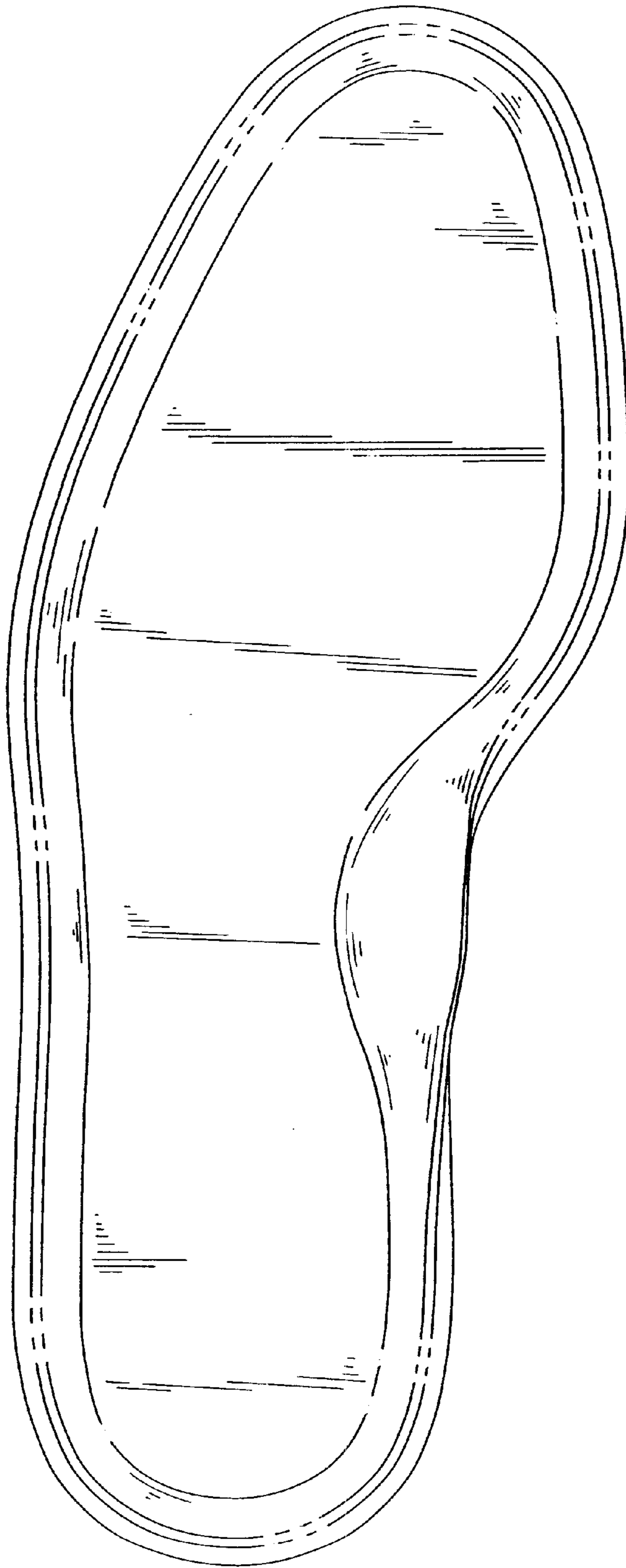


FIG. 3

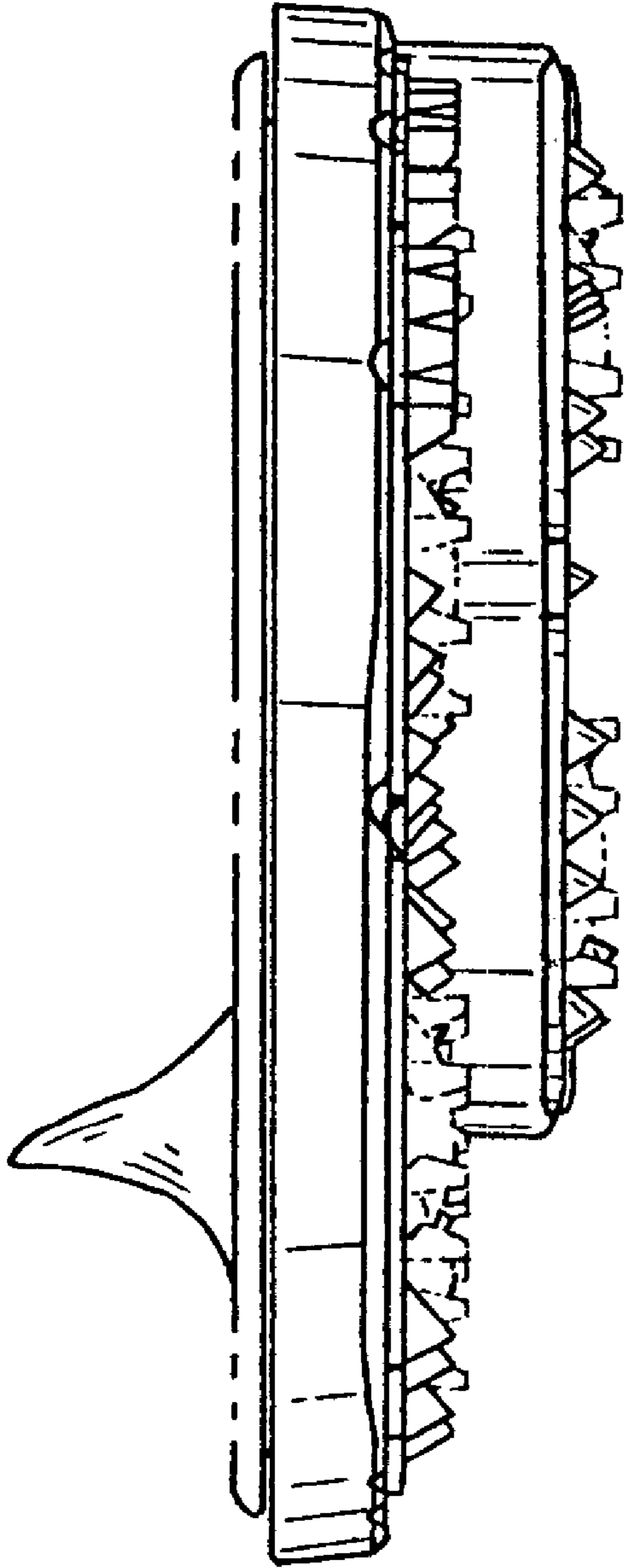


FIG. 4

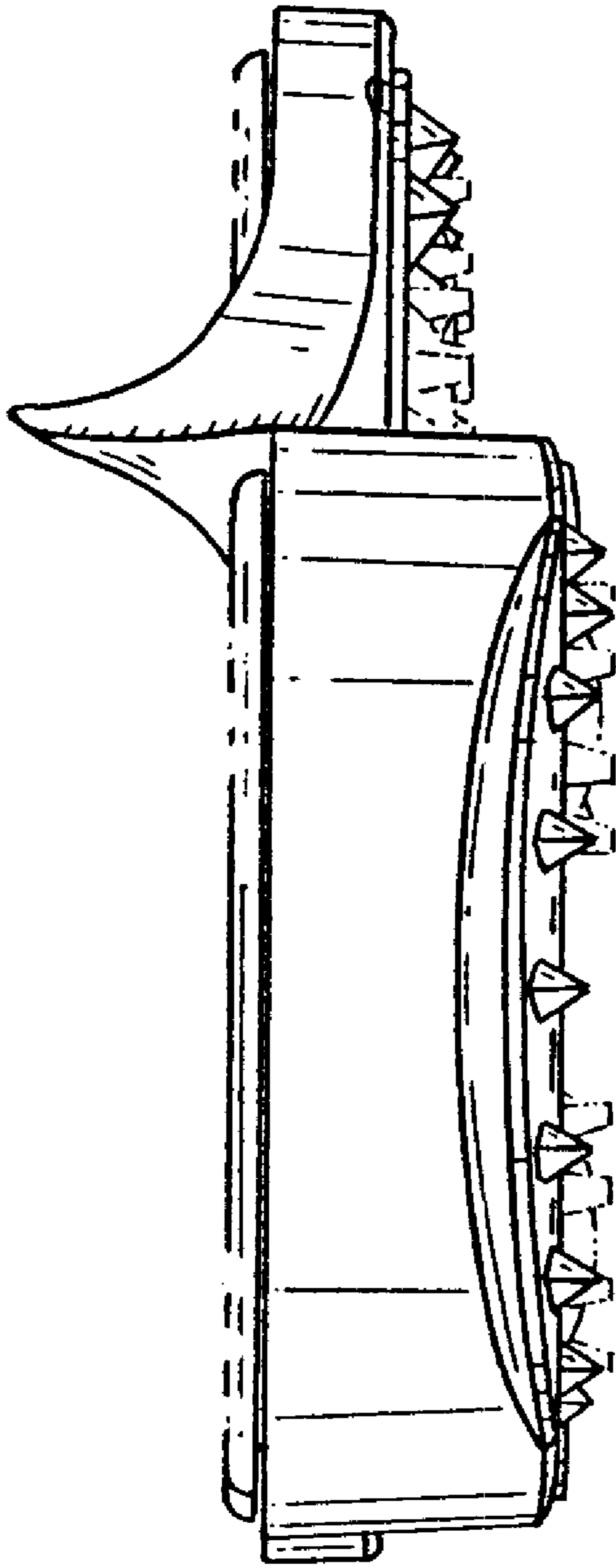


FIG. 5

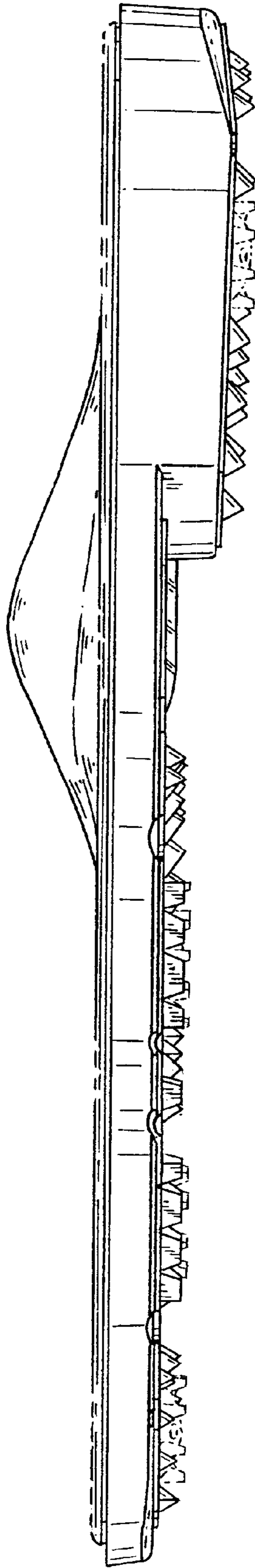


FIG. 6

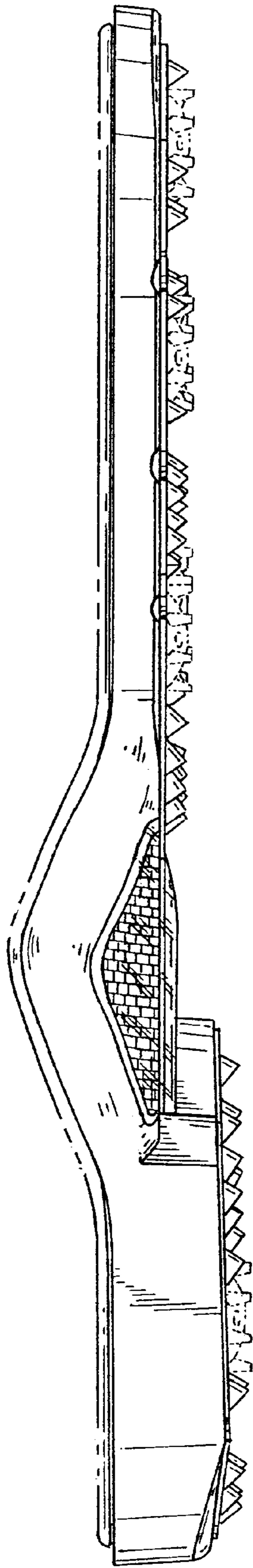


FIG. 7