



US00D455537S

(12) **United States Design Patent**  
**Fyfe**

(10) **Patent No.:** **US D455,537 S**

(45) **Date of Patent:** **\*\* Apr. 16, 2002**

(54) **VEST**

5,755,110 A 5/1998 Silvas ..... 62/259.3

(76) **Inventor:** **Edward R. Fyfe**, 339 Ocean Ave., Del Mar, CA (US) 92014

\* cited by examiner

(\*\*) **Term:** **14 Years**

*Primary Examiner*—Stella Reid

(74) *Attorney, Agent, or Firm*—Calif Tervo

(21) **Appl. No.:** **29/125,824**

(57) **CLAIM**

(22) **Filed:** **Jun. 30, 2000**

The ornamental design for a vest, as shown and described.

(51) **LOC (7) Cl.** ..... **02-02**

(52) **U.S. Cl.** ..... **D2/829**

(58) **Field of Search** ..... D2/828, 829; 2/48, 2/51, 52, 102, 913

**DESCRIPTION**

(56) **References Cited**

**U.S. PATENT DOCUMENTS**

3,409,907 A	*	11/1968	Barratt	.....	2/2.5
D273,818 S	*	5/1984	Spencer	.....	D29/101
4,580,408 A		4/1986	Stuebner	.....	62/259.3
4,601,067 A		7/1986	Buonassissi	.....	2/102
4,856,294 A		8/1989	Scaringe et al.	.....	62/259.3
4,873,725 A	*	10/1989	Mitchell	.....	2/48
D305,700 S	*	1/1990	Werner	.....	D2/864
5,305,471 A		4/1994	Steele et al.	.....	2/102
D366,133 S		1/1996	McLea	.....	D2/861
5,484,448 A		1/1996	Steele et al.	.....	607/108
5,606,746 A		3/1997	Shelton et al.	.....	2/102
5,692,238 A		12/1997	Watson, Jr.	.....	2/102

FIG. 1 is a perspective view of a vest, showing my new design, in use condition;

FIG. 2 is an outside plan view thereof in open condition;

FIG. 3 is an inside plan view thereof;

FIG. 4 is a right side elevation view thereof; the left side being a mirror image;

FIG. 5 is a rear end elevation view thereof; the front end elevation view being a mirror image;

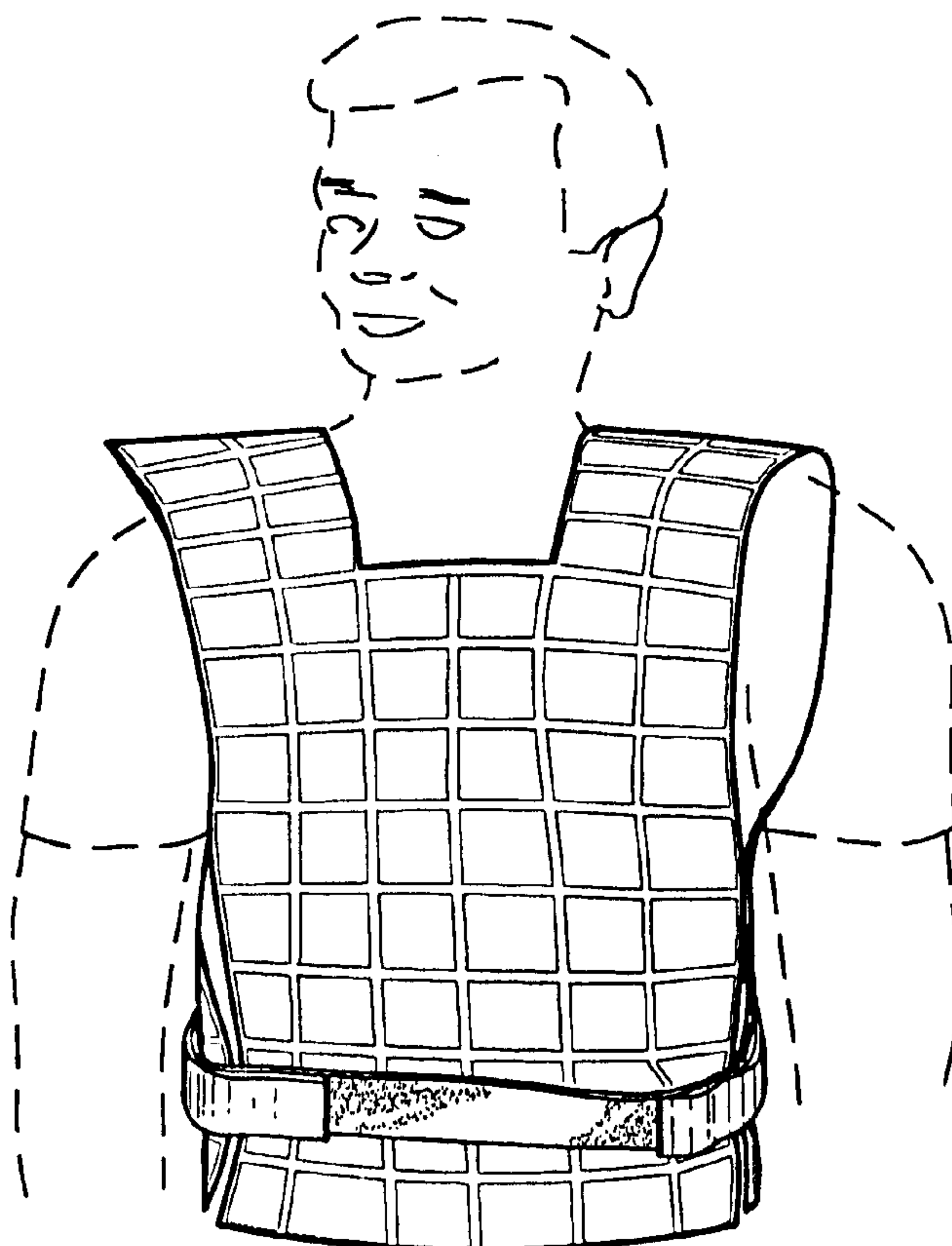
FIG. 6 is a perspective view of an alternate embodiment of the vest in FIG. 1, in use condition;

FIG. 7 is an outside plan view thereof in open condition; and,

FIG. 8 is an inside plan view of the alternate embodiment of FIG. 8; the side elevation views and end elevation vies being the same as the first embodiment.

The broken line showing in FIGS. 1 and 6 is for illustrative purposes only and forms no part of the claimed design.

**1 Claim, 4 Drawing Sheets**



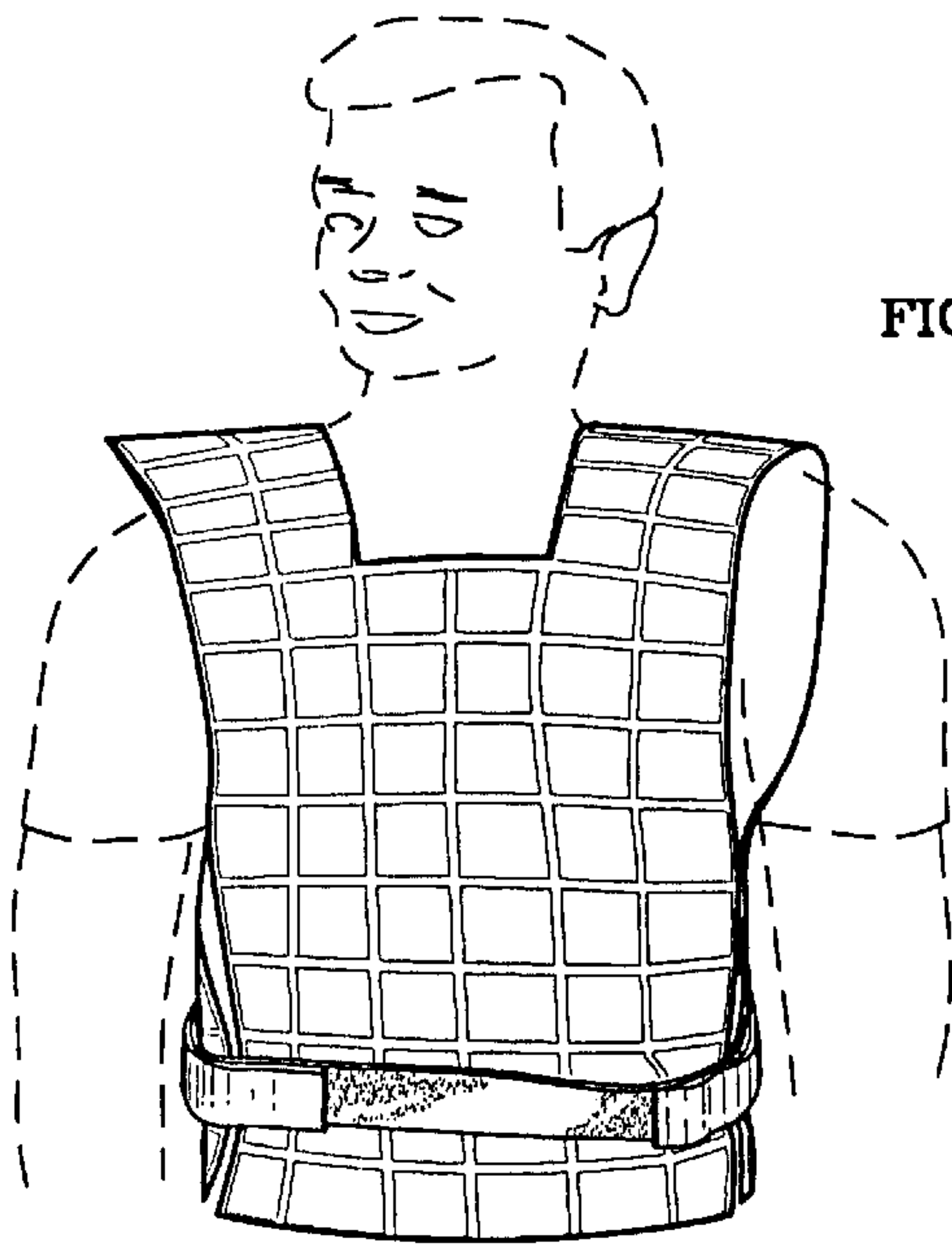


FIG. 1

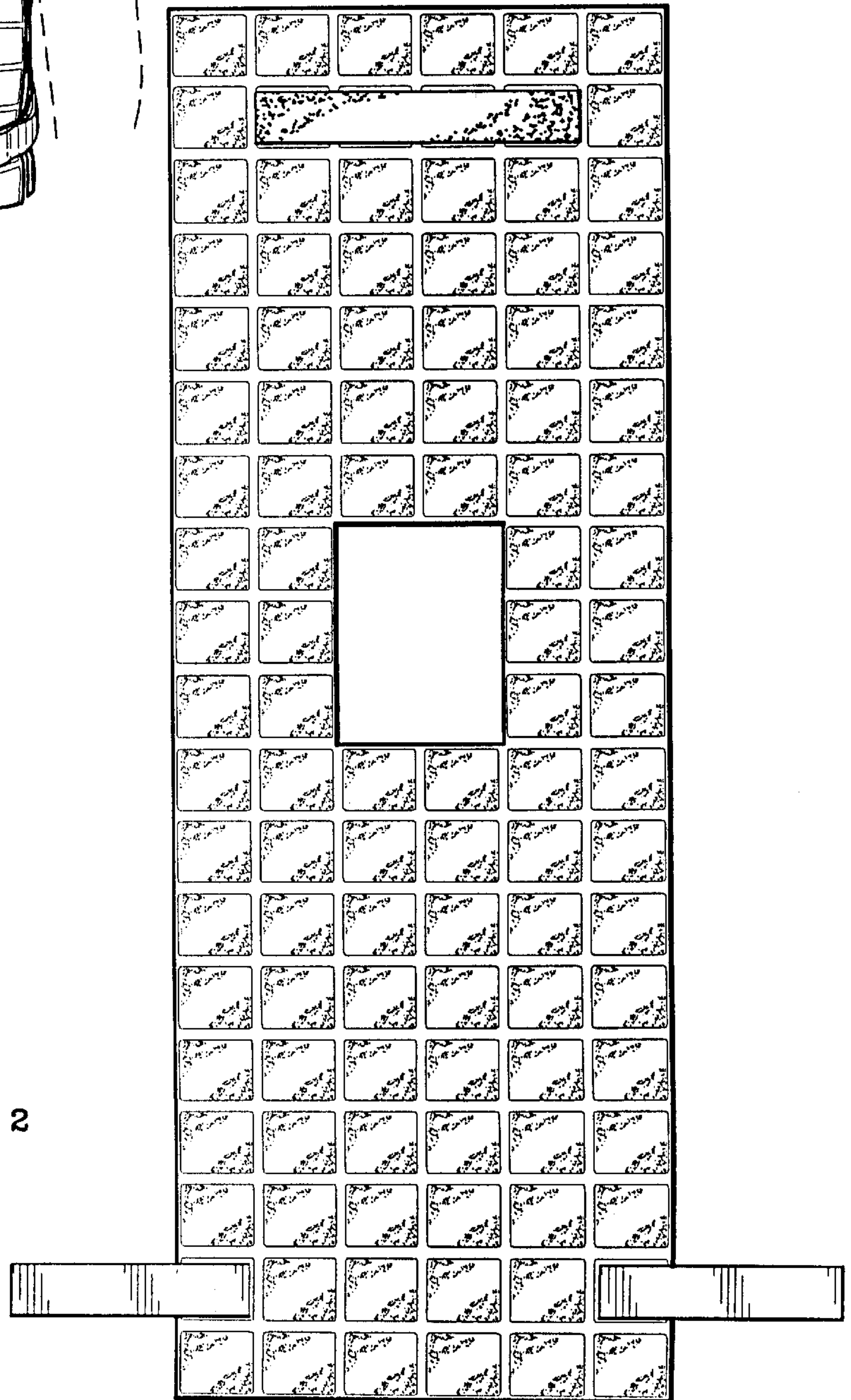


FIG. 2

FIG. 3

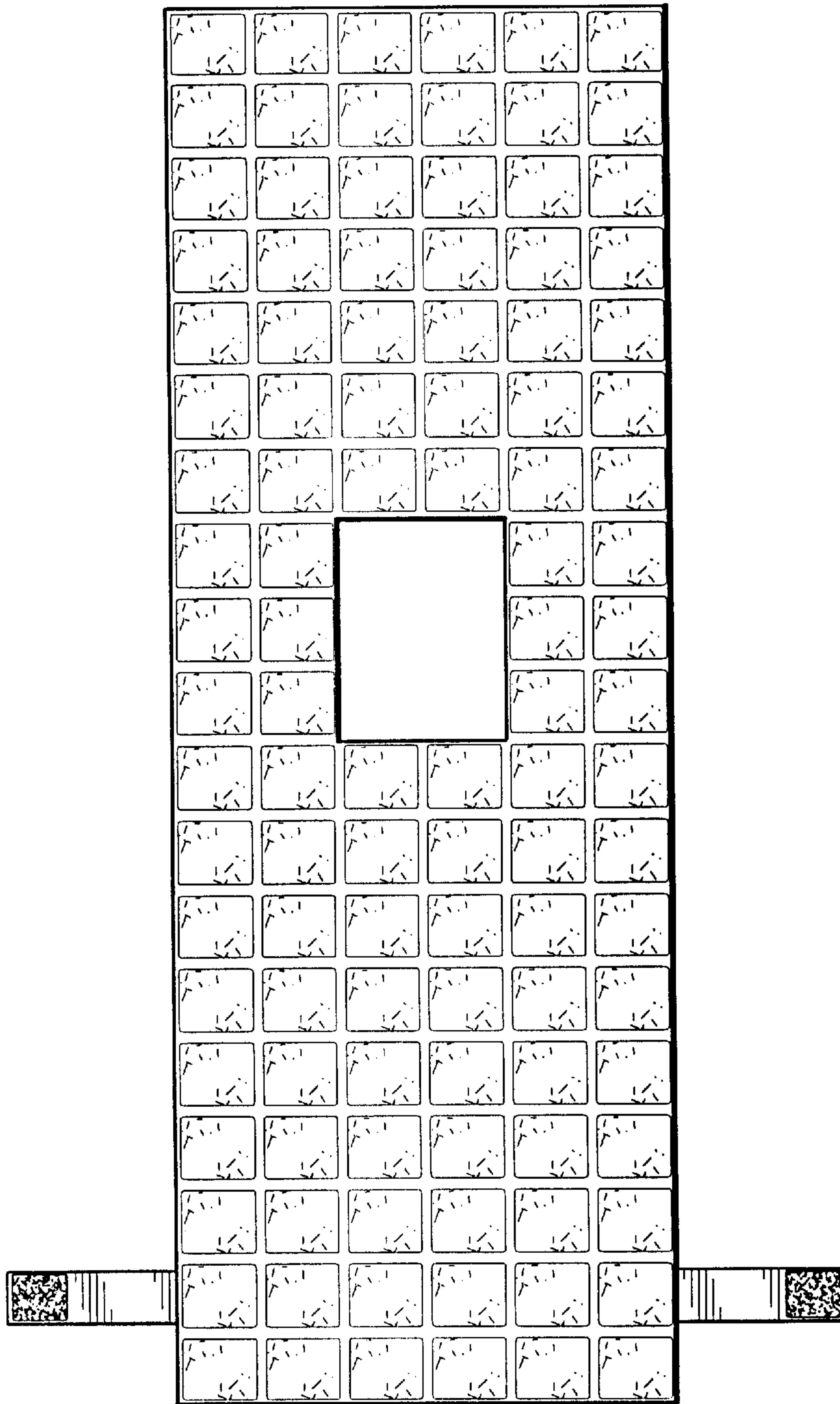


FIG. 4



FIG. 5



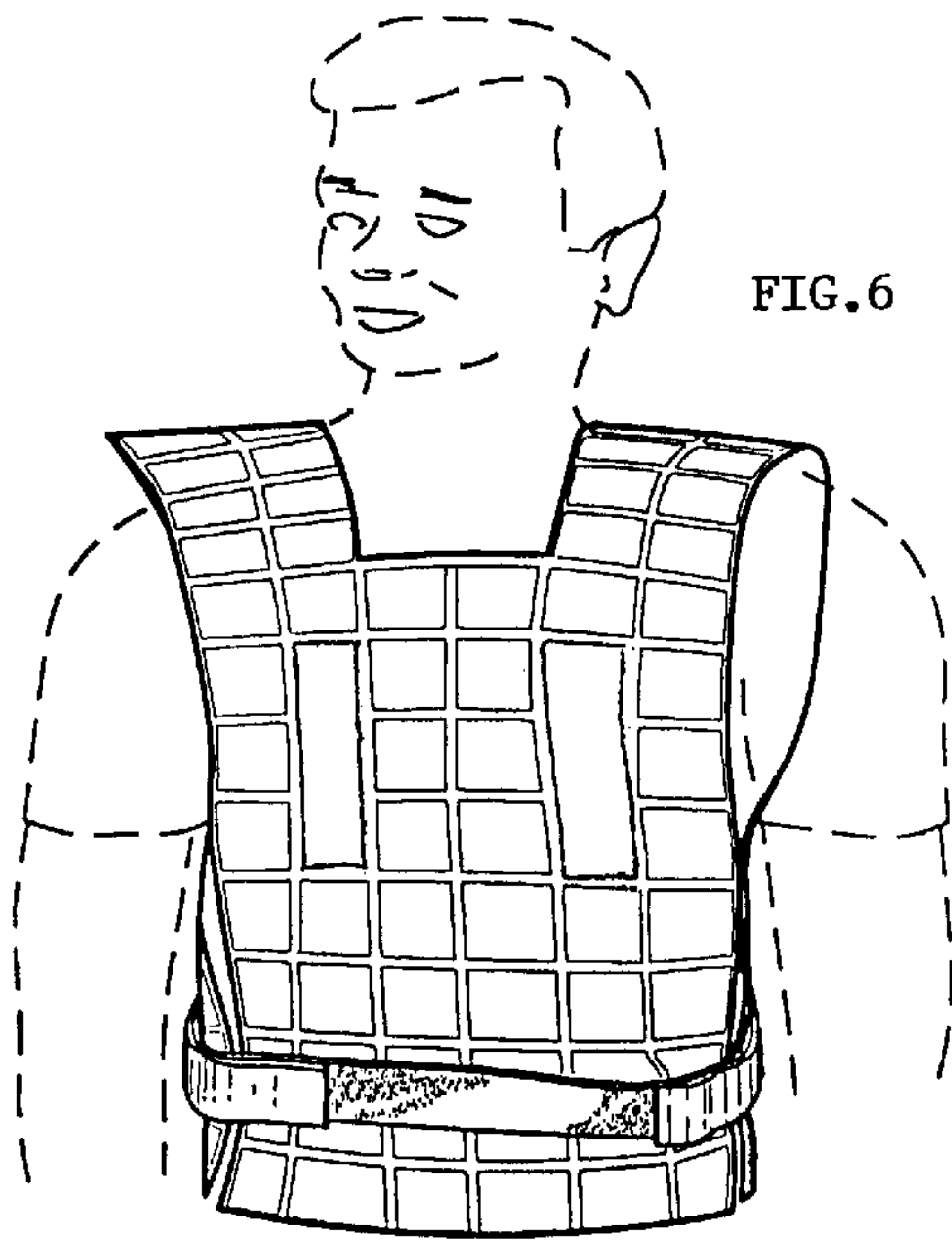


FIG. 6

FIG. 7

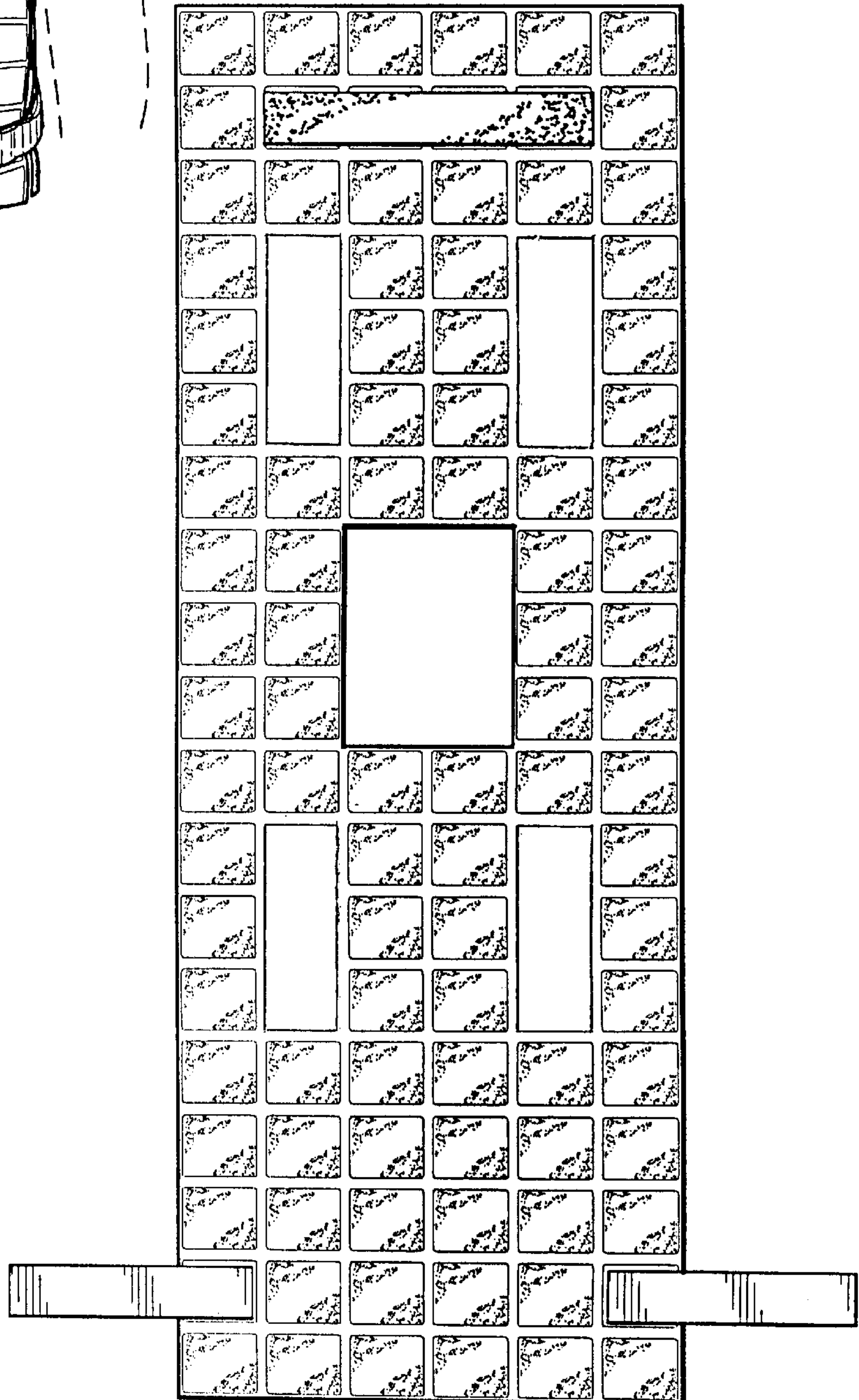


FIG. 8

