



US00D455511S

(12) **United States Design Patent**  
**Chang**

(10) **Patent No.:** **US D455,511 S**

(45) **Date of Patent:** **\*\* Apr. 9, 2002**

(54) **FLASHLIGHT**

(76) **Inventor:** **Wu-Chieh Chang**, PO Box 82-144,  
Taipei (TW)

(\*\*) **Term:** **14 Years**

(21) **Appl. No.:** **29/147,130**

(22) **Filed:** **Aug. 24, 2001**

(51) **LOC (7) Cl.** ..... **26-02**

(52) **U.S. Cl.** ..... **D26/46**

(58) **Field of Search** ..... D26/37-50; 362/157,  
362/158, 171, 173, 183-208

(56) **References Cited**

**U.S. PATENT DOCUMENTS**

5,016,148 A \* 5/1991 Kohm ..... 362/102  
D418,617 S \* 1/2000 Parsons ..... D26/46

\* cited by examiner

*Primary Examiner*—Marcus A. Jackson

(74) *Attorney, Agent, or Firm*—A & J

(57) **CLAIM**

The ornamental design for a flashlight, as shown and described.

**DESCRIPTION**

FIG. 1 is a perspective view of a flashlight showing us new design.

FIG. 2 is a left side elevation view thereof;

FIG. 3 is a right side elevation view thereof;


FIG. 4 is a rear side elevation view thereof;

FIG. 5 is a front side elevation view thereof;

FIG. 6 is a bottom plan view thereof; and,

FIG. 7 is a top plan view thereof.

**1 Claim, 4 Drawing Sheets**






FIG. 1




FIG. 2

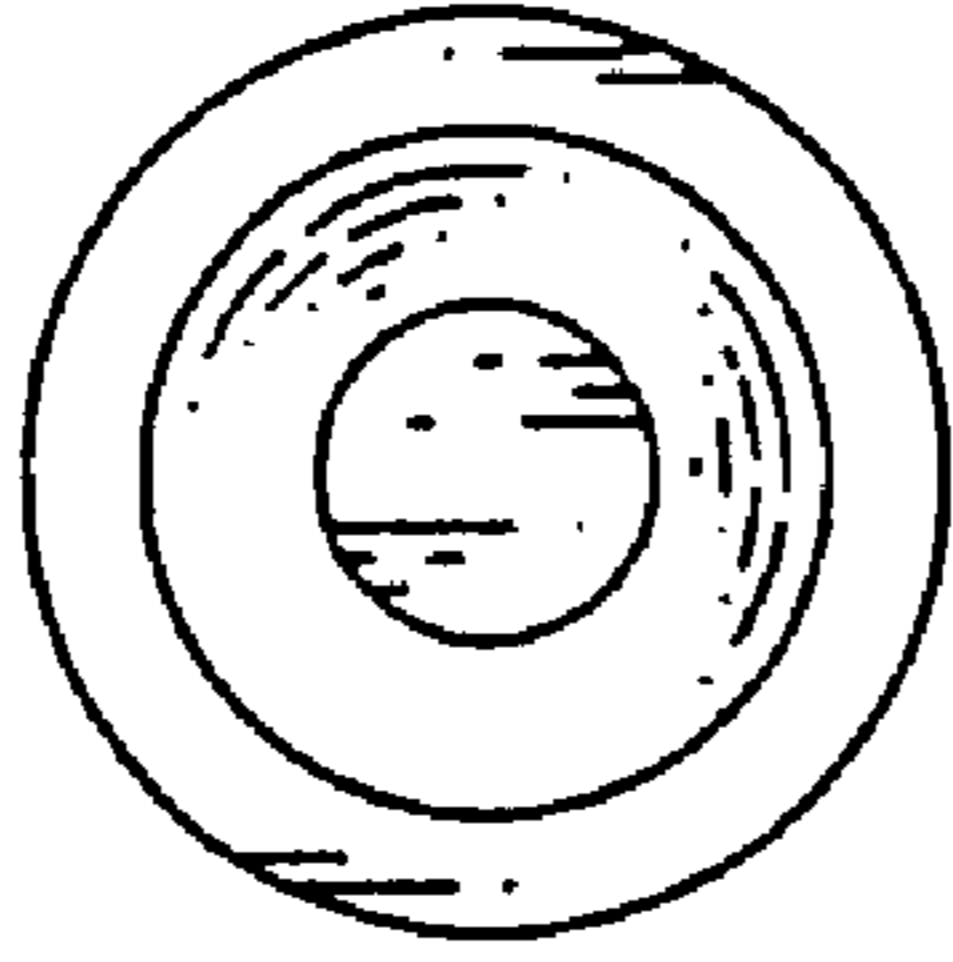


FIG. 3




FIG. 4




FIG. 5




FIG. 6




FIG. 7