



US00D455477S

(12) **United States Design Patent**
Soulier

(10) **Patent No.:** **US D455,477 S**

(45) **Date of Patent:** **** Apr. 9, 2002**

(54) **BIDET**

(75) Inventor: **Jean-Hugues Soulier**, Garches (FR)

(73) Assignee: **Jacob Delafon**, Paris (FR)

(**) Term: **14 Years**

(21) Appl. No.: **29/142,726**

(22) Filed: **May 31, 2001**

(30) **Foreign Application Priority Data**

Dec. 5, 2000 (GB) 2097926

(51) **LOC (7) Cl.** **23-02**

(52) **U.S. Cl.** **D23/295**

(58) **Field of Search** D23/270-272,
D23/295, 296, 299-301, 303, 309-313;
4/667, 300, 329, 353-354, 419-420, 420.3,
443, 446, 449, 460, 476-477, 479-483,
902, DIG. 12, DIG. 15

(56) **References Cited**

U.S. PATENT DOCUMENTS

D428,122 S * 7/2000 Garza D23/295

OTHER PUBLICATIONS

Undated Jacob Delafon catalog ad showing a bidet.
Undated Kohler catalog ad, p. 14-4, showing a "Caravelle"
bidet.

1993 Kohler catalog ad, p. 13-3, showing a "Figuranté"
lavatory.

Undated catalog ad, supplier unknown, showing a lavatory.

* cited by examiner

Primary Examiner—Louis S. Zarfes

Assistant Examiner—Robert A. Delehanty

(74) *Attorney, Agent, or Firm*—Quarles & Brady LLP

(57) **CLAIM**

The ornamental design for a bidet, as shown and described.

DESCRIPTION

In a preferred embodiment, the nature of this product is as
a plumbing fixture primarily useful for washing the body
parts of humans.

FIG. 1 is a right, top, front perspective view of a bidet
embodying my new design;

FIG. 2 is a right side elevational view thereof, the left side
elevational view being a mirror image of the right side
shown;

FIG. 3 is a front elevational view thereof;

FIG. 4 is a top plan view thereof;

FIG. 5 is a bottom plan view thereof; and,

FIG. 6 is a rear elevational view thereof.

The broken line representation of a hole in FIGS. 1 and 4 are
for the purpose of illustration only, and form no part of the
claimed design.

1 Claim, 1 Drawing Sheet






FIG. 1

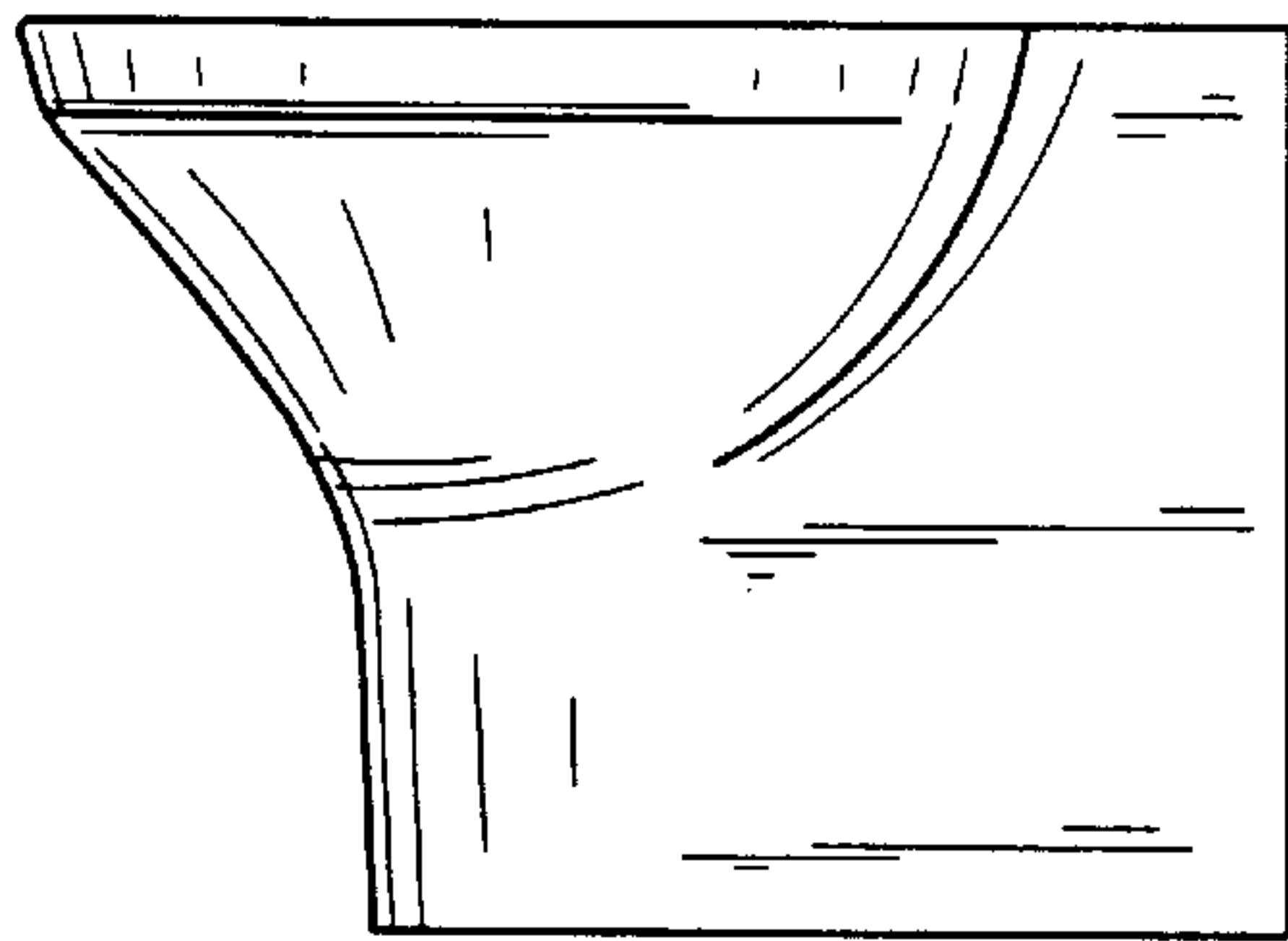


FIG. 2




FIG. 3

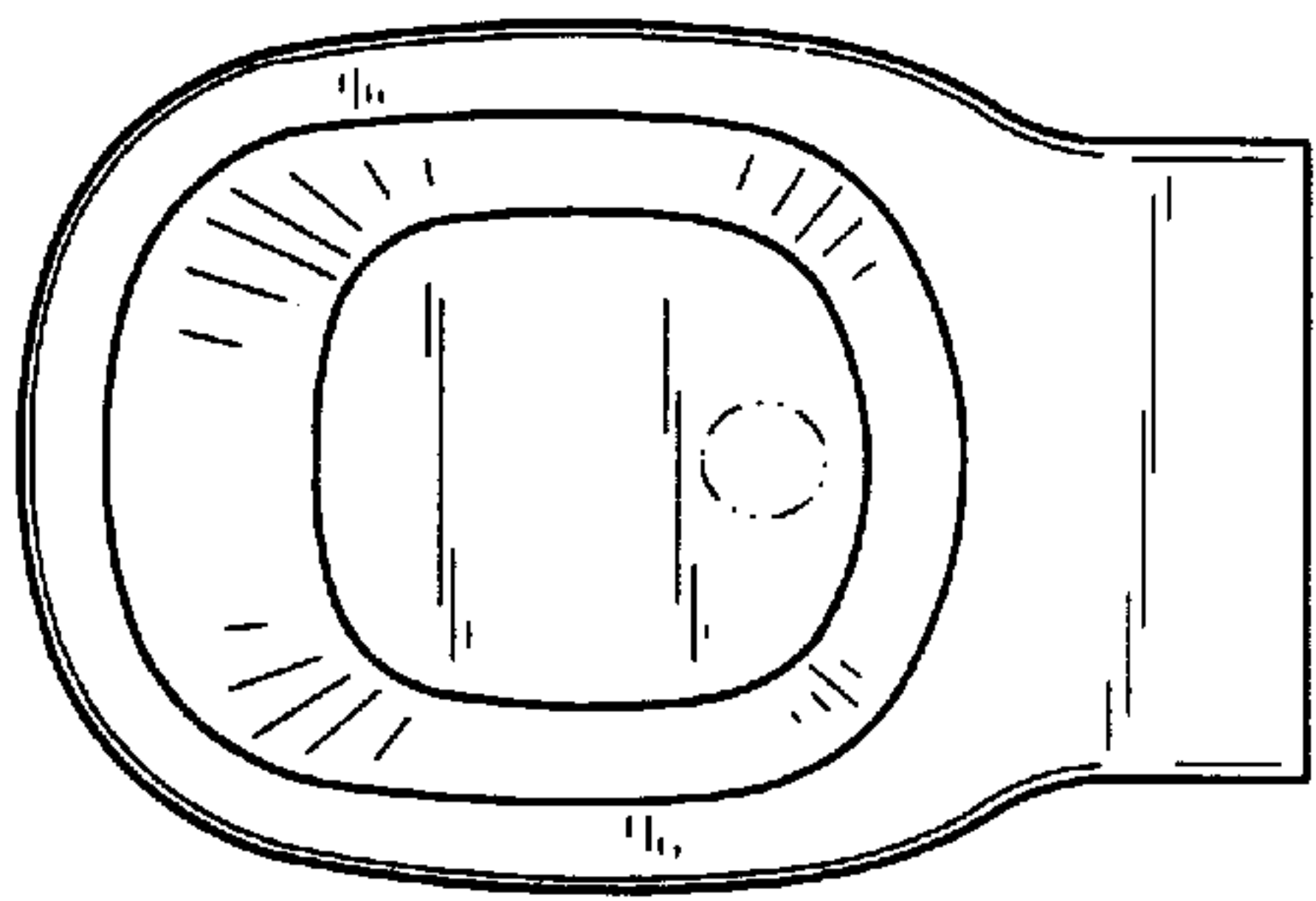


FIG. 4

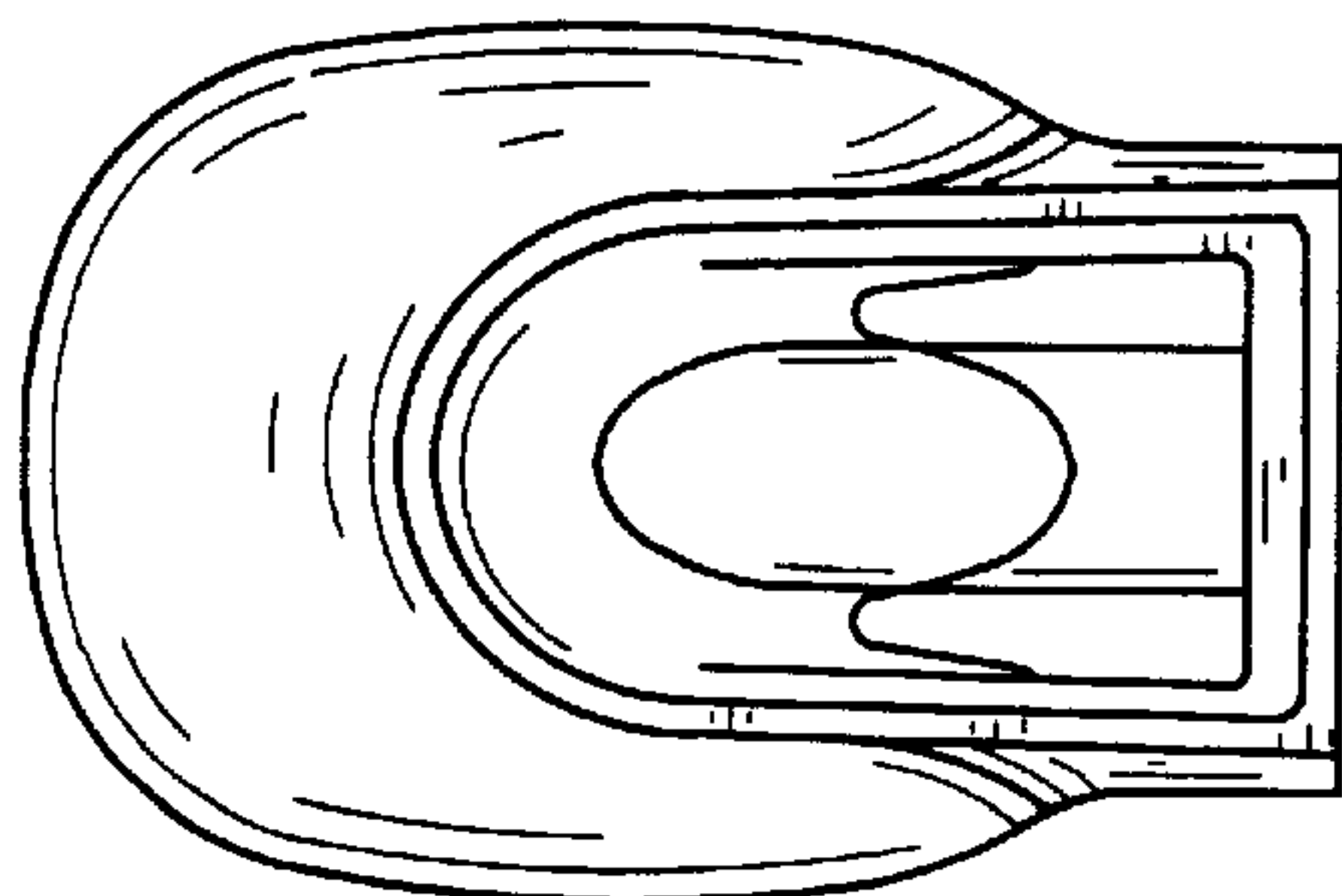


FIG. 5

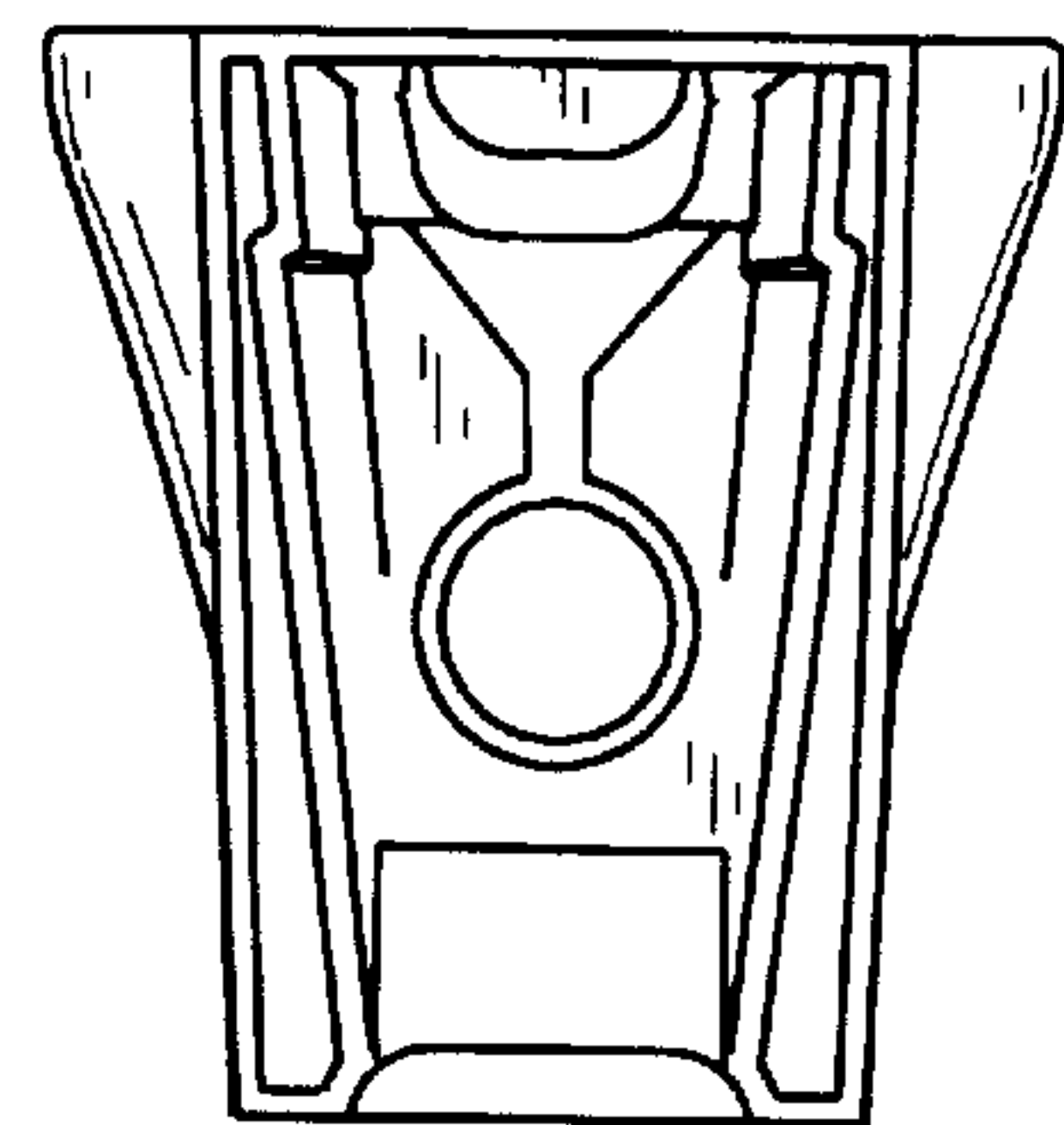


FIG. 6