



US00D455468S

(12) **United States Design Patent**  
**Lenhart**

(10) **Patent No.:** **US D455,468 S**

(45) **Date of Patent:** **\*\* Apr. 9, 2002**

(54) **SKI POLE HANDLE**

D340,496 S \* 10/1993 Brewer ..... D21/775  
D419,629 S \* 1/2000 Tamaribuchi ..... D21/775

(76) Inventor: **Klaus Lenhart**, Mittlerer Weg 23,  
D-73230 Ohmden (DE)

\* cited by examiner

(\*\*) Term: **14 Years**

*Primary Examiner*—Kay H. Chin

(21) Appl. No.: **29/141,748**

(74) *Attorney, Agent, or Firm*—Jones, Tullar & Cooper,  
P.C.

(22) Filed: **May 14, 2001**

**Related U.S. Application Data**

(57) **CLAIM**

(62) Division of application No. 29/109,441, filed on Aug. 17,  
1999.

The ornamental design for a ski pole handle, as shown and  
described.

(30) **Foreign Application Priority Data**

**DESCRIPTION**

Feb. 17, 1999 (XH) ..... DM/046 825

(51) **LOC (7) Cl.** ..... **21-02**

FIG. 1 is a planar view of a ski pole handle according to an  
embodiment of the present invention;

(52) **U.S. Cl.** ..... **D21/775**

FIG. 2 is a side view of the ski pole handle of FIG. 1;

(58) **Field of Search** ..... D21/760, 766,  
D21/771, 775, 776, 777; D12/133; D34/27;  
280/819, 821, 822, 823; 16/111 R; 135/75

FIG. 3 is a perspective view of the ski pole handle of FIG.  
1; and,

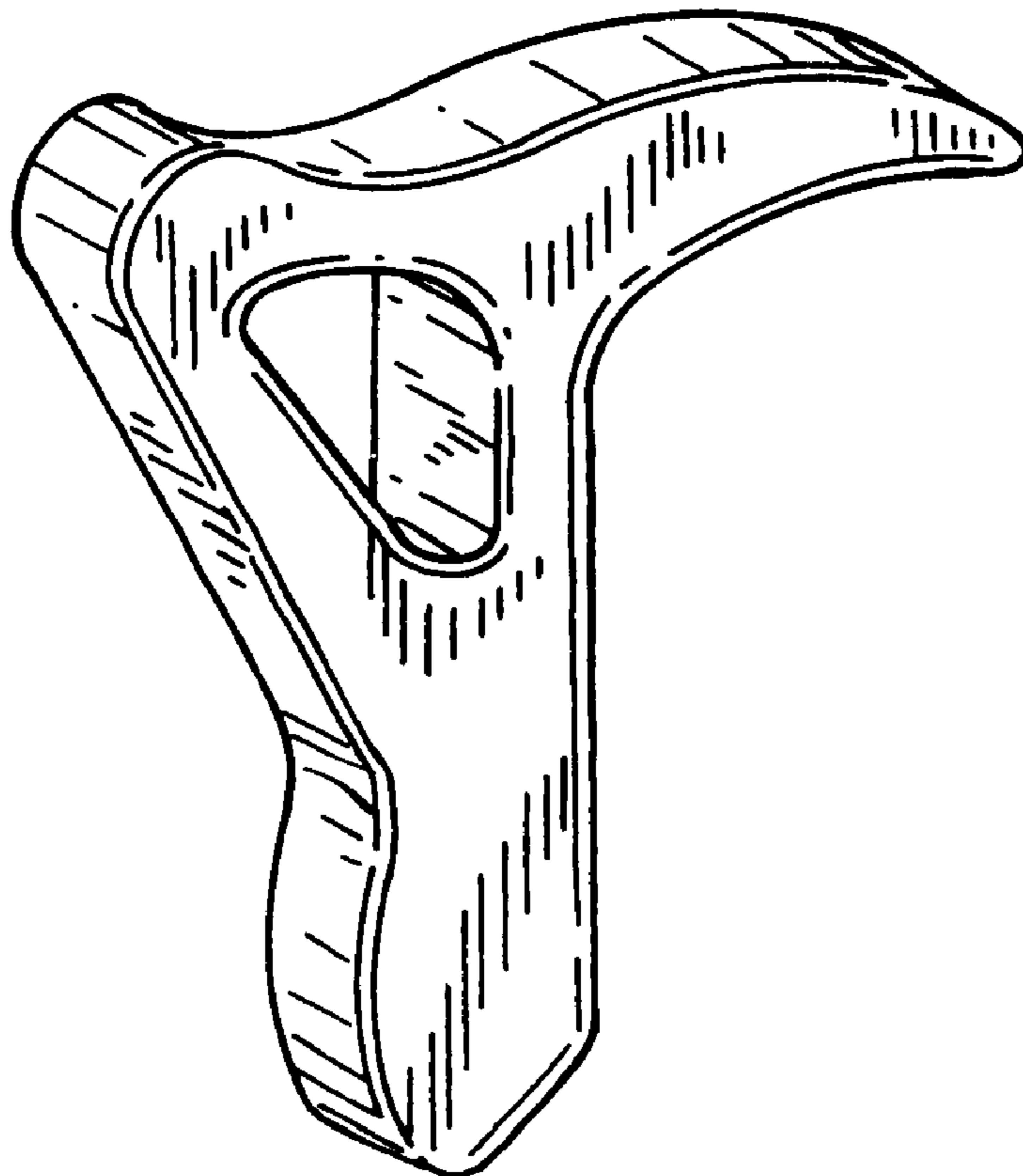
(56) **References Cited**

FIG. 4 is a bottom view of the ski pole handle of FIG. 1.

**U.S. PATENT DOCUMENTS**

D180,913 S \* 9/1957 Mossop ..... D21/775

**1 Claim, 1 Drawing Sheet**



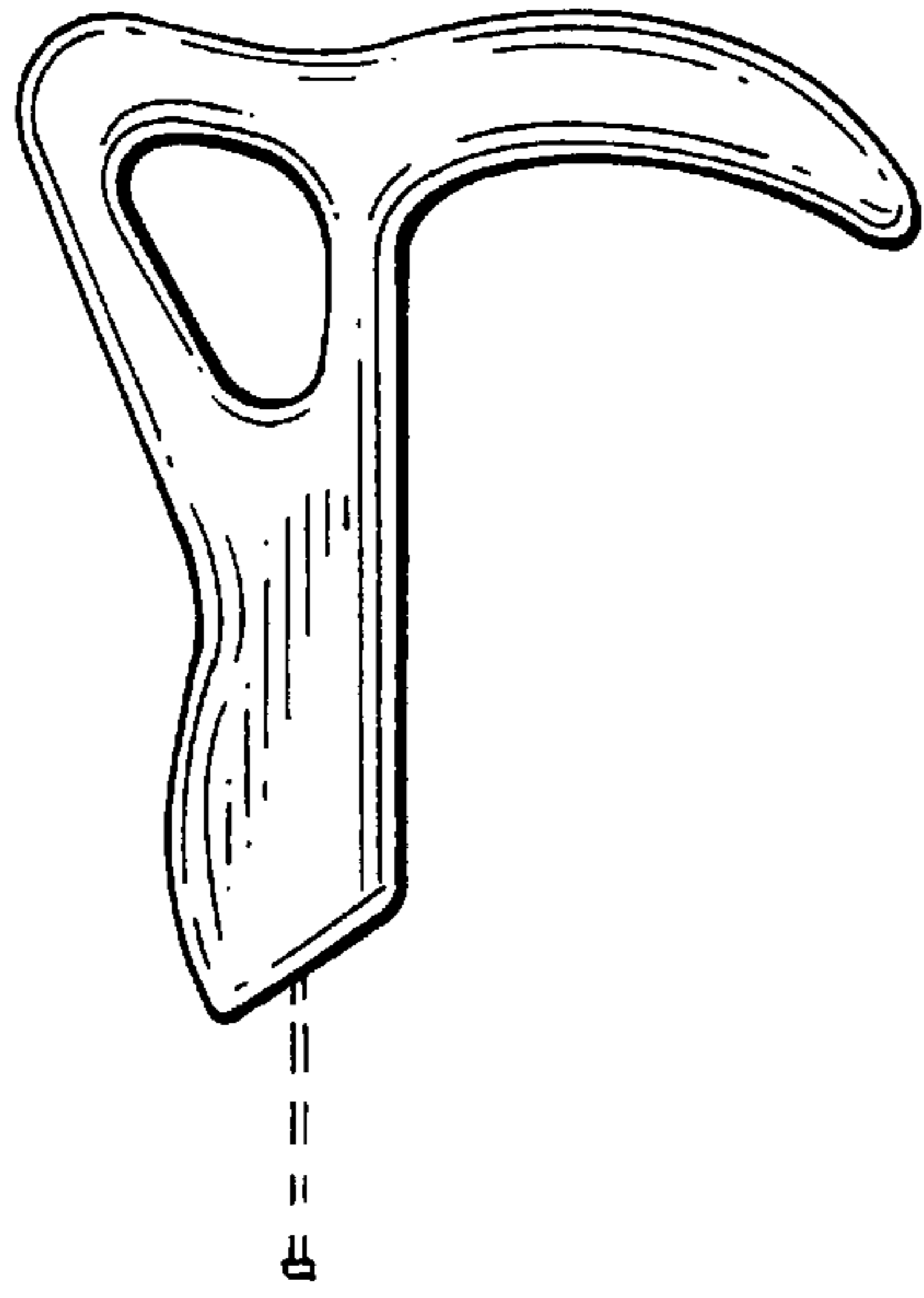


FIG. 1



FIG. 2

FIG. 3

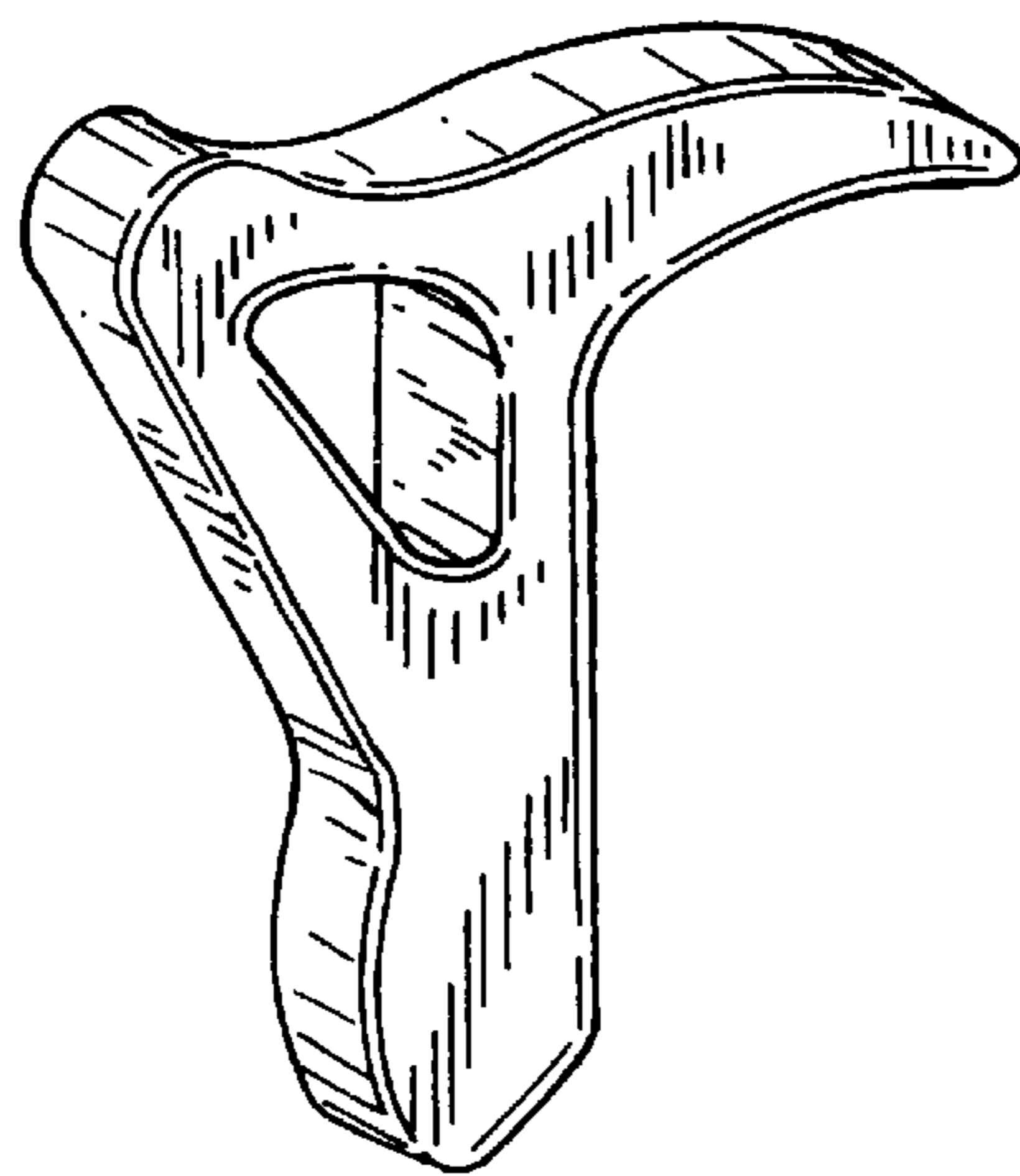


FIG. 4

