



US00D455464S

(12) **United States Design Patent**
Ma

(10) **Patent No.:** **US D455,464 S**

(45) **Date of Patent:** **** Apr. 9, 2002**

(54) **TOY BOAT**

(75) Inventor: **Philip Ma**, Coquitlam (CA)

(73) Assignee: **Goldlok Toys Manufactory Co. Ltd.**,
Hong Kong (HK)

(**) Term: **14 Years**

(21) Appl. No.: **29/143,338**

(22) Filed: **Jun. 13, 2001**

(51) **LOC (7) Cl.** **21-01**

(52) **U.S. Cl.** **D21/542; D21/546**

(58) **Field of Search** **D21/542-547,**
D21/419, 427; D12/92, 100; 446/160, 428,
447, 456, 465, 470; 280/1.13, 828, 87.021

(56) **References Cited**

U.S. PATENT DOCUMENTS

D294,054 S	*	2/1988	Emms	D21/543
4,723,930 A	*	2/1988	Freese et al.	446/160
D337,136 S	*	7/1993	Murdough, Jr. et al.	...	D21/546
D368,745 S	*	4/1996	Wong	D21/542
D374,467 S	*	10/1996	Cziraky et al.	D21/546
D412,190 S	*	7/1999	Graham	D21/546

OTHER PUBLICATIONS

Fisher Price catalog, P32, 1993.*

* cited by examiner

Primary Examiner—Raphael Barkai

(74) *Attorney, Agent, or Firm*—Burns, Doane, Swecker & Mathis, L.L.P.

(57) **CLAIM**

The ornamental design for a “toy boat”, as shown and described.

DESCRIPTION

FIG. 1 is a front view of a “toy boat”, incorporating my new design;

FIG. 2 is a rear view thereof;

FIG. 3 is a left side view thereof;

FIG. 4 is a right side view thereof;

FIG. 5 is a top plan view thereof;

FIG. 6 is a bottom view thereof;


FIG. 7 is a front perspective view thereof from top and right;

FIG. 8 is a left side view thereof in an alternative configuration;

FIG. 9 is a front perspective view thereof in another alternative configuration; and,

FIG. 10 is a rear perspective view thereof in the other alternative configuration.

1 Claim, 10 Drawing Sheets






FIGURE 1




FIGURE 2




FIGURE 3




FIGURE 4




FIGURE 5




FIGURE 6




FIGURE 7




FIGURE 8




FIGURE 9




FIGURE 10