



US00D455458S

(12) **United States Design Patent**
Izushima

(10) **Patent No.:** **US D455,458 S**

(45) **Date of Patent:** **** Apr. 9, 2002**

(54) **WRITING INSTRUMENT**

D444,174 S * 6/2001 Izushima D19/48
D448,803 S * 10/2001 Izushima D19/51

(75) Inventor: **Hiromichi Izushima**, Kawagoe (JP)

* cited by examiner

(73) Assignee: **Kotobuki & Co., Ltd.**, Kyoto (JP)

Primary Examiner—Martie K. Holtje

(**) Term: **14 Years**

(74) *Attorney, Agent, or Firm*—McGinn & Gibb, PLLC

(21) Appl. No.: **29/140,545**

(57) **CLAIM**

(22) Filed: **Apr. 20, 2001**

The ornamental design for a writing instrument, as shown and described.

(51) **LOC (7) Cl.** **19-06**

DESCRIPTION

(52) **U.S. Cl.** **D19/48; D19/55; D19/56**

(58) **Field of Search** D19/35, 36, 41–51,
D19/53, 54–58, 81–85; 401/6, 7, 88, 99,
100, 101, 103–109, 110–117, 209; 24/11 F,
11 P, 11 PP

FIG. 1 is a front elevational view of a writing instrument according to the present invention;

FIG. 2 is a rear elevational view of the writing instrument of FIG. 1;

FIG. 3 is a right side elevational view of the writing instrument of FIG. 1, the left side being a mirror image of the right side;

FIG. 4 is a top plan view of the writing instrument of FIG. 1;

FIG. 5 is a bottom plan view of the writing instrument of FIG. 1; and,

FIG. 6 is a perspective view of the writing instrument of FIG. 1, with the writing tip being projected.

(56) **References Cited**

U.S. PATENT DOCUMENTS

D421,052 S	*	2/2000	Yazawa	D19/48
D423,577 S	*	4/2000	Baudino et al.	D19/48
D423,578 S	*	4/2000	Izushima	D19/48
D427,634 S	*	7/2000	Izushima	D19/56
D430,207 S	*	8/2000	Izushima	D19/48
D431,262 S		9/2000	Izushima	D19/48
D431,599 S		10/2000	Izushima	D19/47
D444,173 S	*	6/2001	Izushima	D19/48

1 Claim, 2 Drawing Sheets

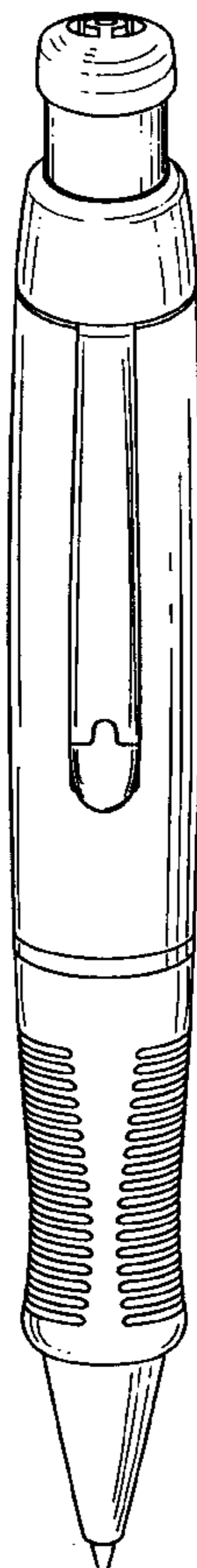


FIG. 3

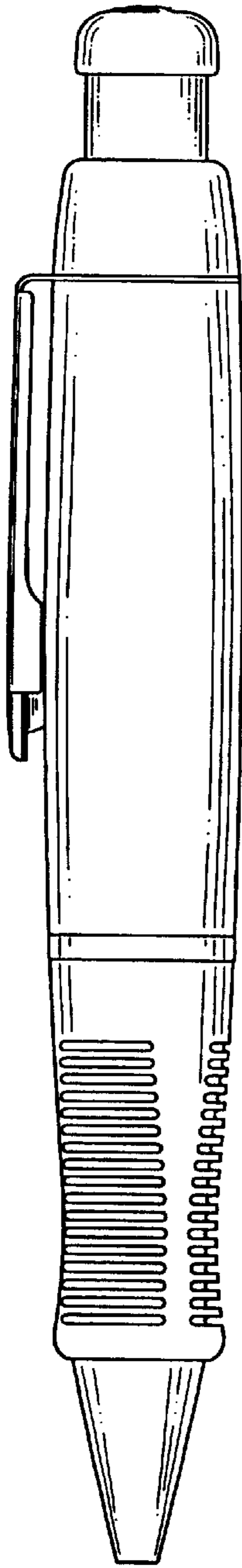


FIG. 1




FIG. 2




FIG. 6

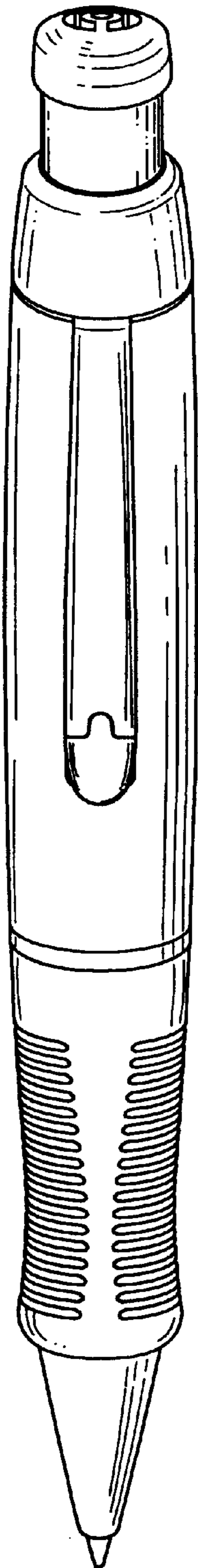


FIG. 4




FIG. 5

