



US00D455447S

(12) **United States Design Patent**
West

(10) **Patent No.:** **US D455,447 S**

(45) **Date of Patent:** **** Apr. 9, 2002**

(54) **SLIDING LINEAR TABLE**

3,910,159 A * 10/1975 Gladwin 409/219
4,949,942 A * 8/1990 Shoda 409/219 X

(76) **Inventor:** **Kenneth L. West**, 209 N. West St.,
Butler, MO (US) 64730

* cited by examiner

(**) **Term:** **14 Years**

Primary Examiner—Antoine Duval Davis
(74) *Attorney, Agent, or Firm*—Shook Hardy & Bacon

(21) **Appl. No.:** **29/137,768**

(57) **CLAIM**

(22) **Filed:** **Feb. 27, 2001**

The ornamental design for a sliding linear table, as shown and described.

(51) **LOC (7) Cl.** **15-09**

(52) **U.S. Cl.** **D15/141**

(58) **Field of Search** D15/138, 126,
D15/140, 141; 269/8, 82; 108/143, 20;
409/219; 451/411

DESCRIPTION

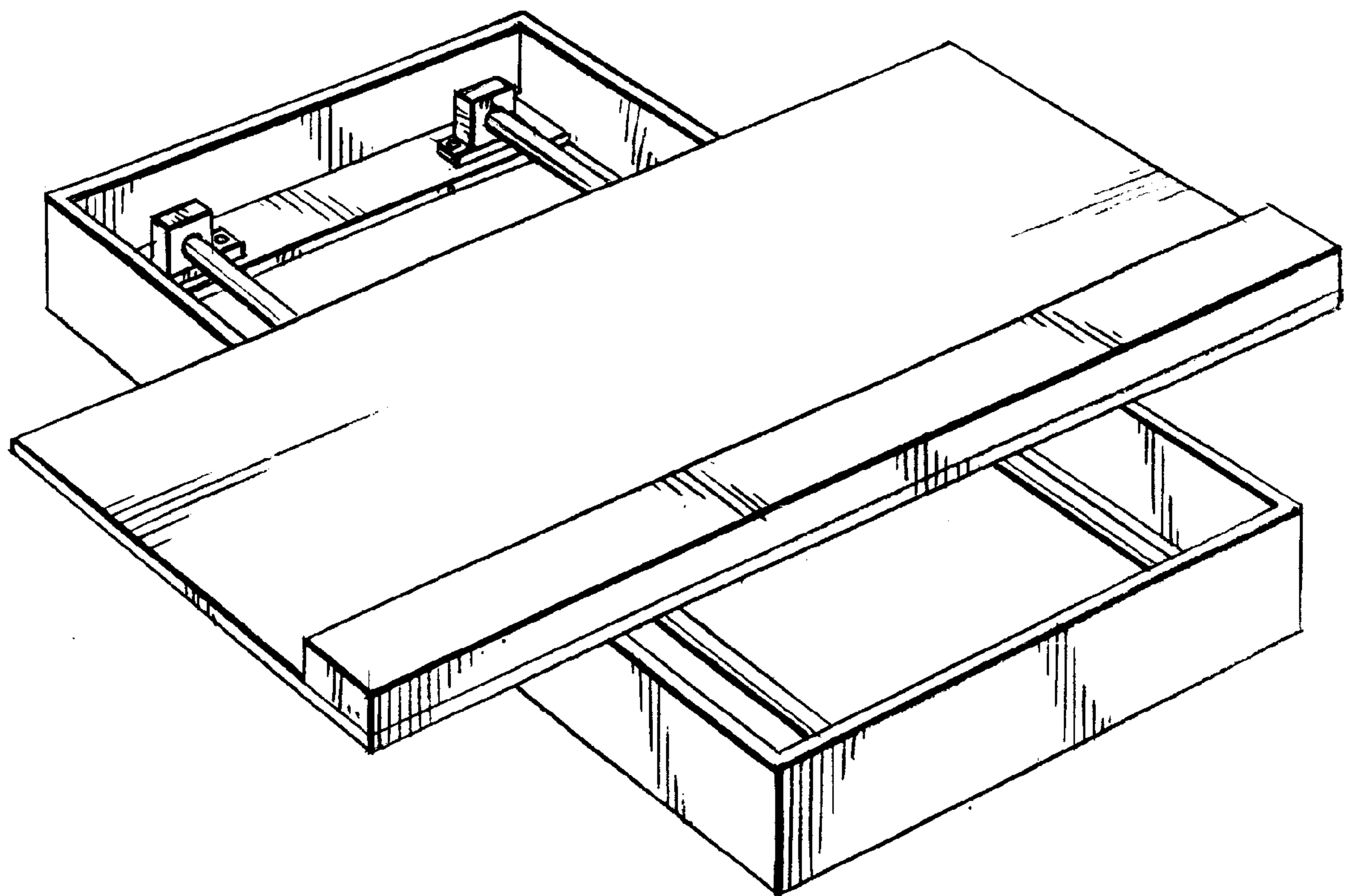
FIG. 1 is a perspective view of a sliding linear table according to the present invention;
FIG. 2 is a front elevational view thereof;
FIG. 3 is a top plan view thereof; and,
FIG. 4 is a side elevational view thereof.

(56) **References Cited**

U.S. PATENT DOCUMENTS

3,572,680 A * 3/1971 Neff 269/8

1 Claim, 1 Drawing Sheet



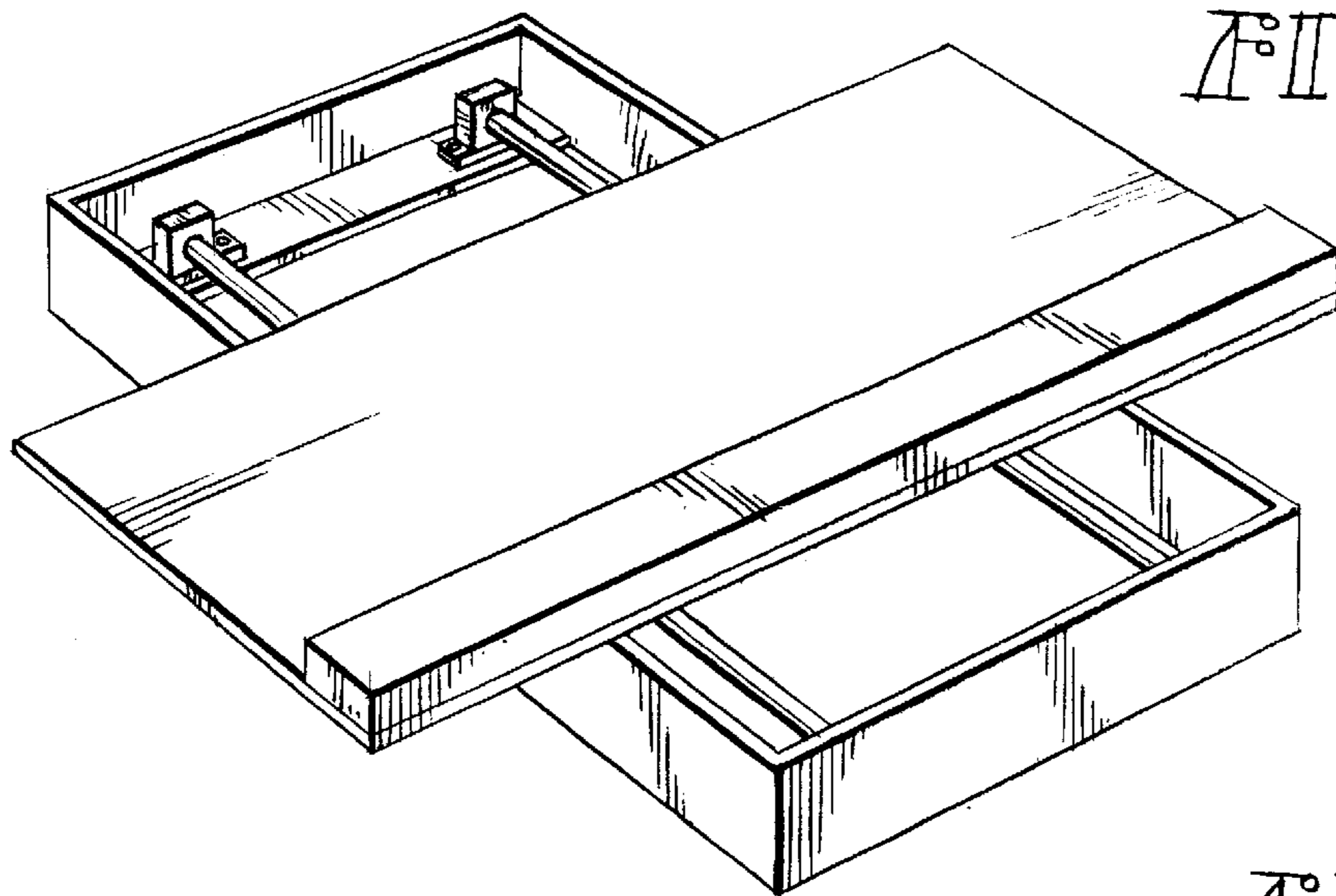


FIG. 1.

FIG. 2.




FIG. 3.

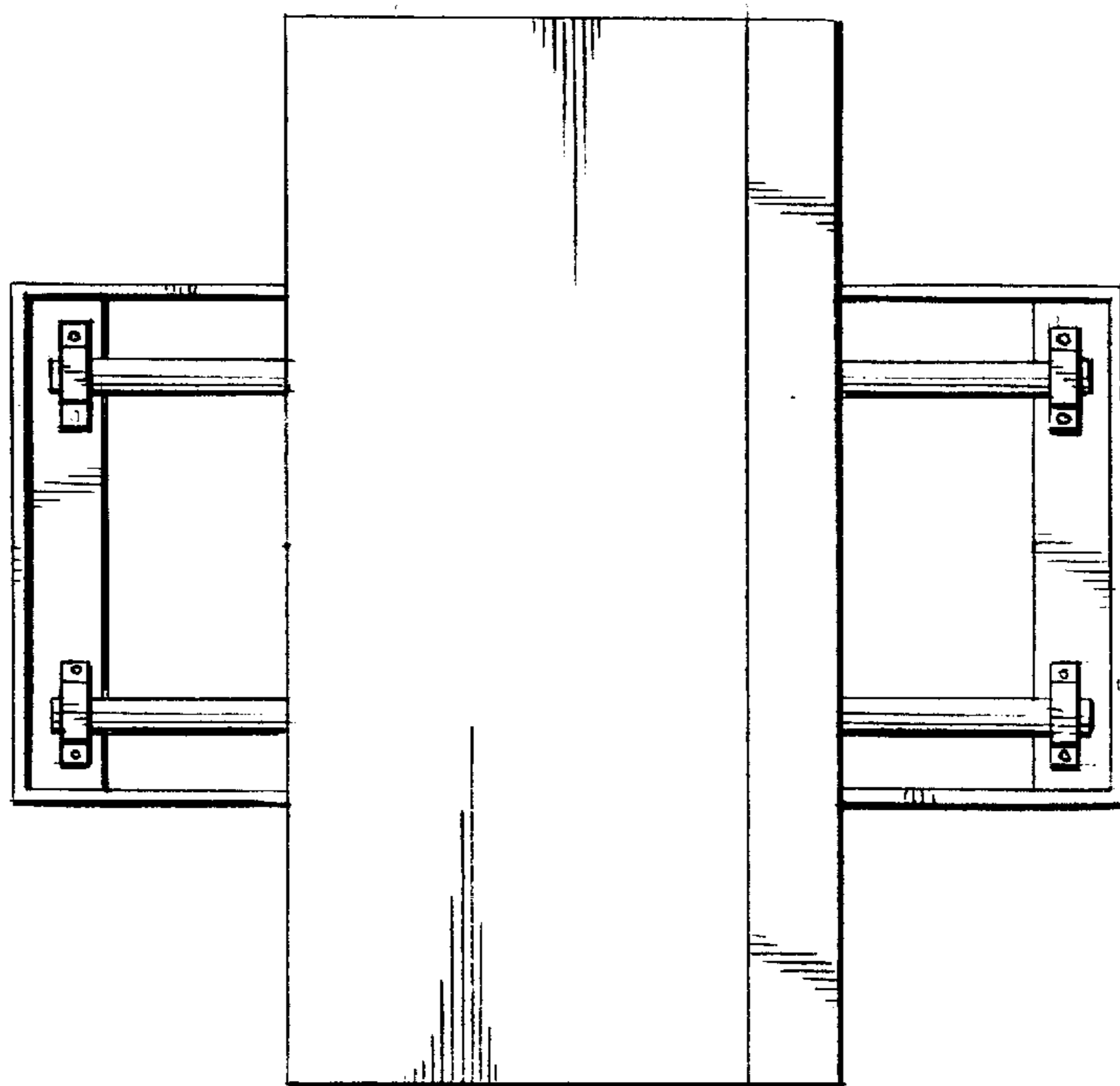


FIG. 4.

