



US00D455433S

(12) **United States Design Patent**
Alviar et al.

(10) **Patent No.:** **US D455,433 S**

(45) **Date of Patent:** **** Apr. 9, 2002**

(54) **PORTION OF A PORTABLE COMPUTER DEVICE**

(75) Inventors: **Christopher G. Alviar**, Seattle, WA (US); **Richard Jung**, Laguna Nigel; **Joie Puckett**, Long Beach, both of CA (US)

(73) Assignee: **Microsoft Corporation**, Redmond, WA (US)

(**) Term: **14 Years**

(21) Appl. No.: **29/142,142**

(22) Filed: **May 21, 2001**

(51) **LOC (7) Cl.** **14-02**

(52) **U.S. Cl.** **D14/441; D14/341**

(58) **Field of Search** D14/341-346, D14/441-446, 432, 336, 374; D19/26, 59, 60; D18/1, 2, 7; 235/145 A, 145 R; 361/680-686; 341/22, 23; 345/156, 168, 169, 172, 173, 87; 349/12

(56) **References Cited**

U.S. PATENT DOCUMENTS

D340,701 S * 10/1993 Takeuchi D14/341

D361,552 S * 8/1995 Iino D14/341
D377,929 S * 2/1997 Sekino et al. D14/336
D379,090 S * 5/1997 Maekawa et al. D14/374
D390,211 S * 2/1998 Yates et al. D14/341
D425,558 S * 5/2000 Tarpenning et al. D19/26
D437,593 S 2/2001 Keeler et al.

* cited by examiner

Primary Examiner—Freda Nunn

(74) *Attorney, Agent, or Firm*—Banner & Witcoff, Ltd.

(57) **CLAIM**

The ornamental design for a portion of a portable computer device, as shown and described.

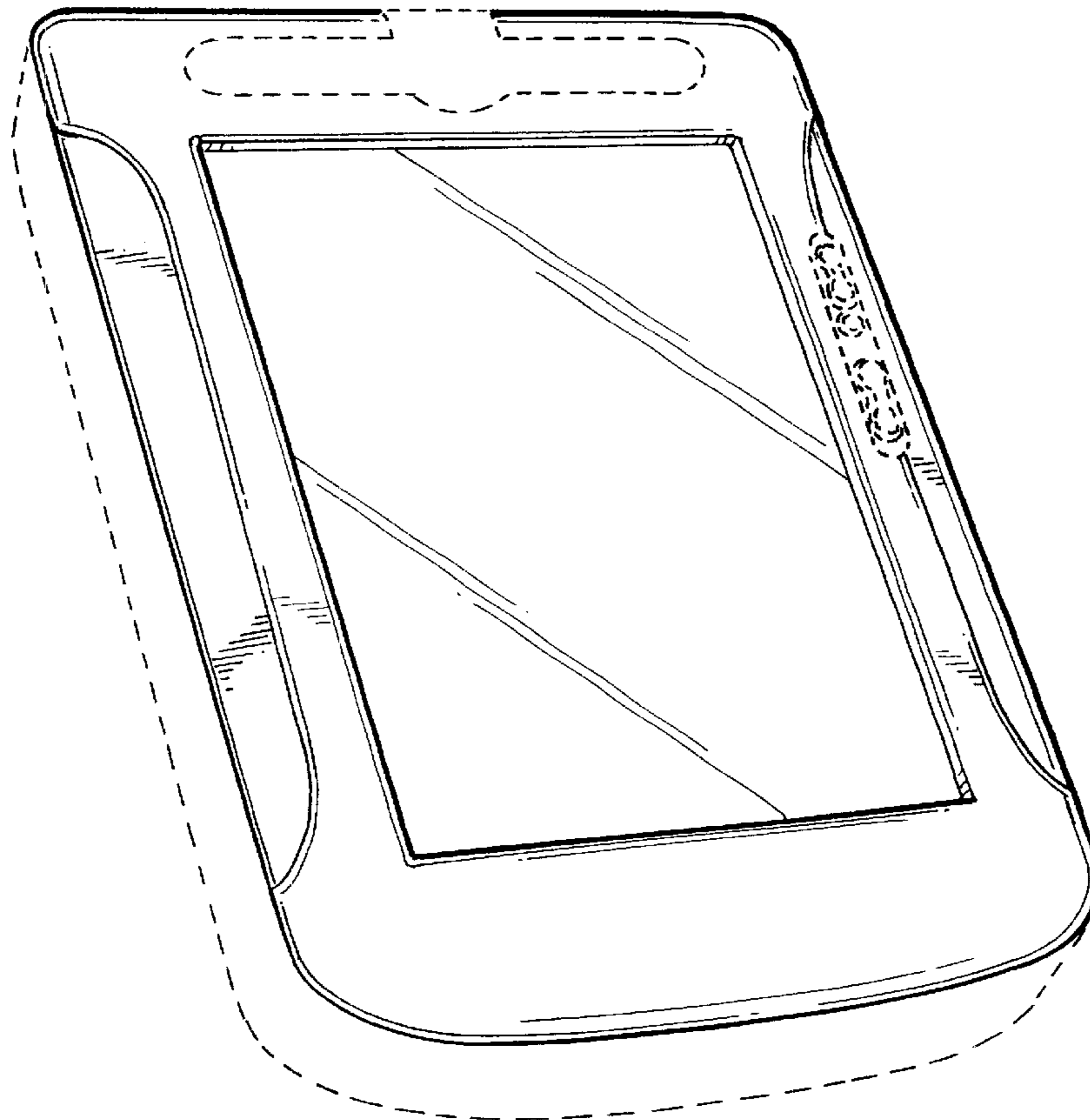
DESCRIPTION

FIG. 1 is a top view of a portion of a portable computer device showing our new design; and,

FIG. 2 is a perspective view thereof.

The broken line showing of various regions within the claimed portion and the remainder of the computing device are for illustrative purposes only and form no part of the claimed design.

1 Claim, 2 Drawing Sheets



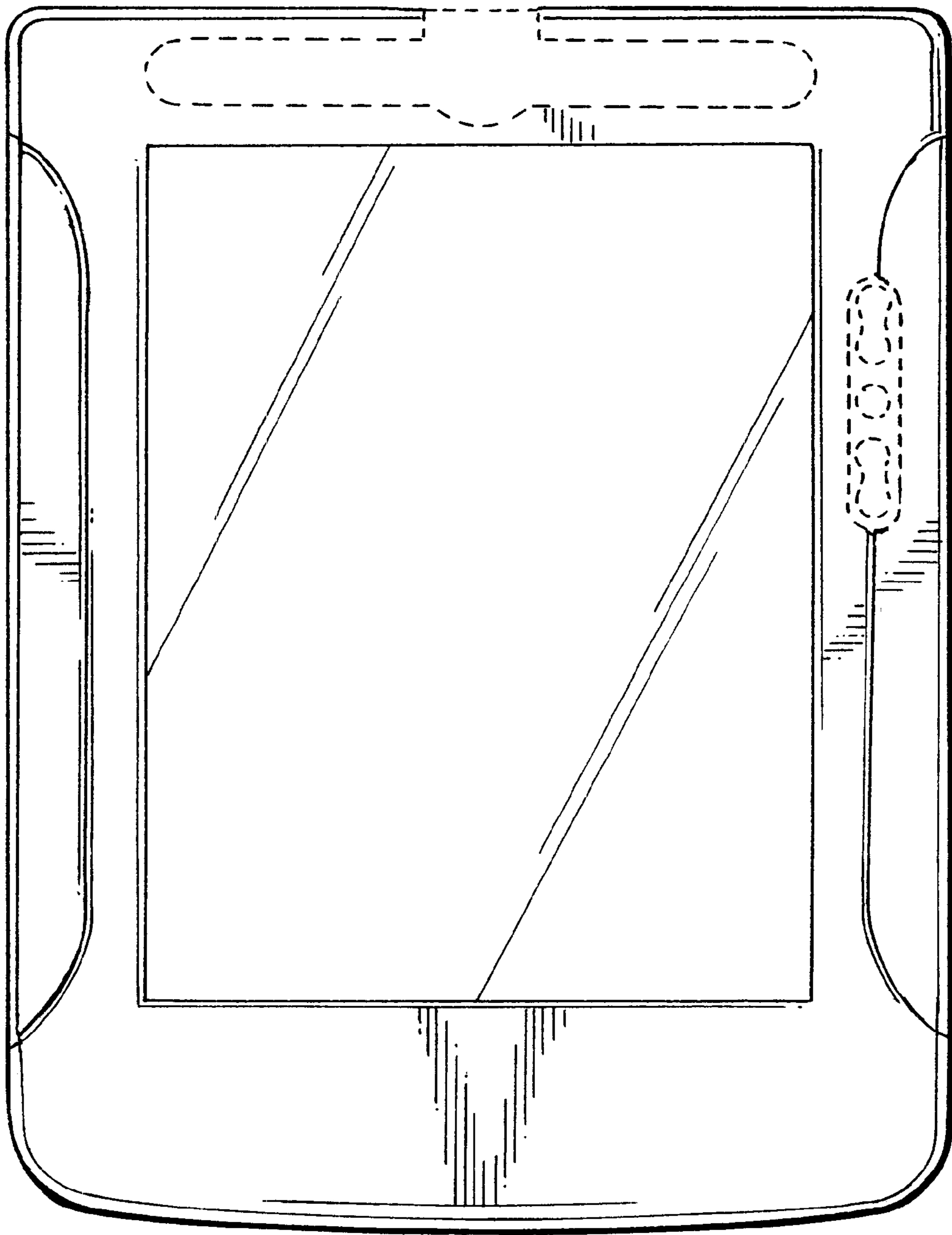


FIG. 1

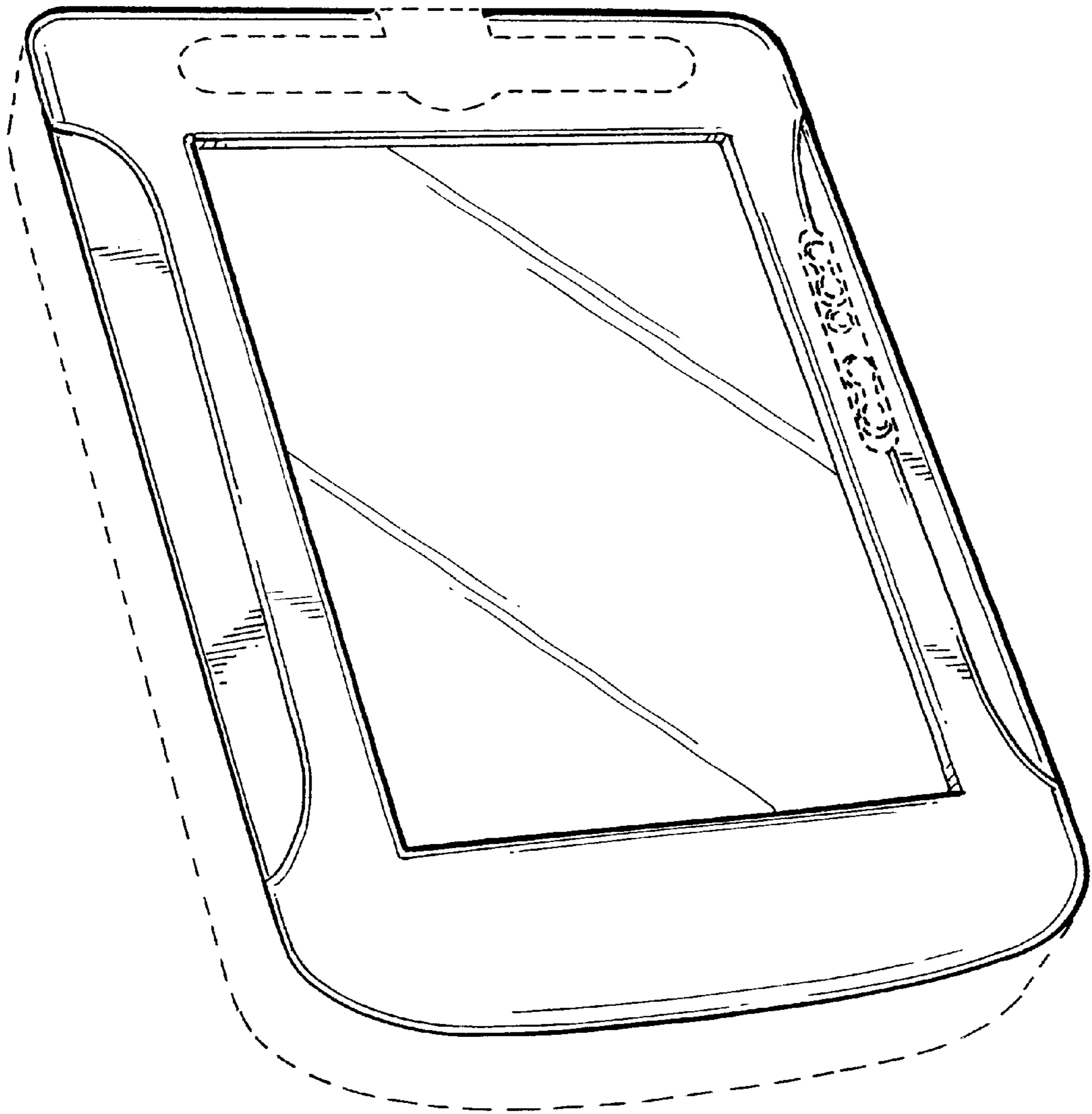


FIG. 2